BELT & CHAIN DRIVES

Table of Contents

FLEX-E-GEAR® CABLE DRIVE CHAIN SYSTEM A2

GEAR DRIVE CHAINS

.0982 CIRCULAR PITCH - 32 PITCH A3
.1000 CIRCULAR PITCH - 1/10 PITCH A9
.1309 CIRCULAR PITCH - 24 PITCH A12

SPROCKET GEARS

.0982 CIRCULAR PITCH - 32 PITCH . . . . . A4 - A8
.1000 CIRCULAR PITCH - 1/10 PITCH . . . . . A10 - A11
.1309 CIRCULAR PITCH - 24 PITCH . . . . . A13 - A15

FIELD SPLICE KITS A16

FLEX-E-BELT® DRIVE SYSTEM A17

GEAR DRIVE BELTS

.0982 CIRCULAR PITCH - 32 PITCH A18
.1000 CIRCULAR PITCH - 1/10 PITCH A31
.1309 CIRCULAR PITCH - 24 PITCH A38

E-Z ENTRY BELT PULLEYS

.0982 CIRCULAR PITCH - 32 PITCH . . . . . A19 - A30
.1000 CIRCULAR PITCH - 1/10 PITCH . . . . . A32 - A37
.1309 CIRCULAR PITCH - 24 PITCH . . . . . A39 - A40

FIELD SPLICE KITS A41

MIN-E-PITCH® DRIVE SYSTEM. A42

CABLE CHAINS

.15708 CIRCULAR PITCH - π/20 PITCH A43

CHAIN SPROCKETS

.15708 CIRCULAR PITCH - π/20 PITCH - PIN HUB . . . . A44 - A48
.15708 CIRCULAR PITCH - π/20 PITCH - HUBLESS . . . A49 - A50
.15708 CIRCULAR PITCH - π/20 PITCH - CLAMP HUB A51

DUAL CHAINS

.15708 CIRCULAR PITCH - π/20 PITCH A52

BELTS

.15708 CIRCULAR PITCH - π/20 PITCH A53

DOUBLE SPROCKETS

.15708 CIRCULAR PITCH - π/20 PITCH - PIN HUB . . . . A54 - A57
.15708 CIRCULAR PITCH - π/20 PITCH - HUBLESS . . . A58 - A59

3-D BELTS

.15708 CIRCULAR PITCH - π/20 PITCH A60

3-D PULLEYS

.15708 CIRCULAR PITCH - π/20 PITCH - PIN HUB . . . . A61 - A64
.15708 CIRCULAR PITCH - π/20 PITCH - HUBLESS . . . A65 - A66
.15708 CIRCULAR PITCH - π/20 PITCH - IDLER . . . . . A67 - A69

FIELD SPLICE KITS A70

FLEX-E-PITCH® DRIVE SYSTEM. A71

CHAINS

.1475 CIRCULAR PITCH A72
.250 CIRCULAR PITCH A80
.375 CIRCULAR PITCH A84
.500 CIRCULAR PITCH . . . . . A87 - A88

CHAIN SPROCKETS

PIN HUB - .1475 CIRCULAR PITCH . . . . . A73 - A77
PIN HUB - .250 CIRCULAR PITCH A81, A83
PIN HUB - .375 CIRCULAR PITCH A86
PIN HUB - .500 CIRCULAR PITCH A90
HUBLESS - .1475 CIRCULAR PITCH . . . . . A78 - A79
HUBLESS - .250 CIRCULAR PITCH A82
HUBLESS - .375 CIRCULAR PITCH A85
HUBLESS - .500 CIRCULAR PITCH A89

FIELD SPLICE KITS A91

AIRCRAFT CABLES. A92

FIBER CABLES A93

CABLE THIMBLES. A94

CABLE CRIMP BUSHINGS. A94

CABLE CRIMP TOOLS. A94

ROW-L-ER® CHAINS A95

LINK CHAINS

.1475 CIRCULAR PITCH A96
.250 CIRCULAR PITCH A105, A120
.375 CIRCULAR PITCH A113, A123
.500 CIRCULAR PITCH A117, A126

ROW-L-ER® CHAINS CONT.

SPROCKETS

PIN HUB - .1475 CIRCULAR PITCH . . . . . A97 - A102
PIN HUB - .250 CIRCULAR PITCH . . . . . A106, A110 - A112, A121 - A122
PIN HUB - .375 CIRCULAR PITCH . . . . . A115 - A116, A124
PIN HUB - .500 CIRCULAR PITCH A119, A127
HUBLESS - .1475 CIRCULAR PITCH . . . . . A103 - A104
HUBLESS - .250 CIRCULAR PITCH . . . . . A107 - A109
HUBLESS - .375 CIRCULAR PITCH A114
HUBLESS - .500 CIRCULAR PITCH A118

LINK PLATE LUGS. A125, A128

FLEX-E-GRIP® TIMING BELTS A129

TIMING BELTS

.0816 (XXL) CIRCULAR PITCH - 1/8" WIDTH A131
.200 (XL) CIRCULAR PITCH - 1/4" WIDTH A135
.375 (L) CIRCULAR PITCH - 1/2" WIDTH A139
.500 (H) CIRCULAR PITCH - 3/4" WIDTH A143

TIMING PULLEYS

.0816 (XXL) CIRCULAR PITCH - PIN HUB . . . . . A132 - A134
.200 (XL) CIRCULAR PITCH - PIN HUB . . . . . A136 - A138
.375 (L) CIRCULAR PITCH - PIN HUB . . . . . A140 - A142
.500 (H) CIRCULAR PITCH - PIN HUB. A144

FIELD SPLICE KITS A145

MAX-M-DRIVE® CABLE DRIVE CHAINS A146

TIMING BELTS

.080 (MXL) CIRCULAR PITCH - 1/8" & 1/4" WIDTH. . A147 - A150
.0816 (XXL) CIRCULAR PITCH - 1/8" & 1/4" WIDTH . A166 - A167
.200 (XL) CIRCULAR PITCH - 1/4" & 3/8" WIDTH. . . . A168 - A169
.375 (L) CIRCULAR PITCH - 1/2" & 3/4" WIDTH A182
.079 (GT) 2MM CIRCULAR PITCH. . . . . A187 - A188
.118 (GT) 3MM CIRCULAR PITCH. . . . . A189 - A190

TIMING PULLEYS

.080 (MXL) CIRCULAR PITCH - PIN HUB . . . . . A151 - A161
.0816 (XXL) CIRCULAR PITCH - PIN HUB . . . . . A162 - A165
.200 (XL) CIRCULAR PITCH - PIN HUB . . . . . A170 - A181
.375 (L) CIRCULAR PITCH - PIN HUB. . . . . A183 - A184
.079 (GT) 2 MM CIRCULAR PITCH - PIN HUB . A191 - A192, A194
.118 (GT) 3 MM CIRCULAR PITCH - PIN HUB . A191, A193, A195

TIMING PULLEY BAR STOCKS . . . . . A185 - A186

POW-R-VEE® BELTS A196

V-BELTS

2V A198
3V A200
4V A203
5V A205

V-BELT PULLEYS

2V A199
3V . . . . . A201 - A202
4V A204
5V . . . . . A206 - A207

FIELD SPLICE KITS A208

60° V-BELTS A209

60° V-BELT PULLEYS. . . . . A212 - A214

60° V-BELT CORDS A215

FIELD SPLICE KITS A226

O-RING CORDS A216

O-RING BELTS

70A DUROMETER . . . . . A217 - A221
90A DUROMETER . . . . . A222 - A225

FIELD SPLICE KITS A226

GROOVED PULLEYS . . . . . A227 - A232

FRICTION DRIVE ROLLERS . . . . . A233 - A234

BELT TENSIONER GUIDE A235

BELT & CHAIN TECHNICAL DATA . . . . . A236 - A237

FLEX-E-GEAR® TECHNICAL DATA

OPERATING NOTES:
Due to the unique design of molded polyurethane over a Stainless Steel cable, the gear drive chains offer a strong, flexible, quiet, lube-free drive system that can obtain zero backlash.



PITCH	CIRCULAR PITCH	MATERIALS	BERG'S ® NAME	PULLEY
32	**.0982**	Polyurethane (Blue) 1/64" (0.8 mm) Dia. Stainless Steel Cable	**Flex-E-Gear®**	Operates with 32B,GG33 and GGF33 series.

32GCF SERIES
- Cable diameter .018" Stainless Steel
- Ultimate tensile 30 lbs., 4 lb./pin
- Recommended Maximum Operating Speed 376 feet/min.
- Recommended Operating Load 6 - 7 lbs. *
- Minimum recommended sprocket diameter 1/2" P.D.
- Weight .13 oz/ft

PITCH	CIRCULAR PITCH	MATERIALS	BERG'S ® NAME	PULLEY
1/10	**.1000**	Polyurethane (Green) 1/64" Dia. Stainless Steel Cable	**Flex-E-Gear®**	Operates with 31A and 31B series.

31GCF SERIES
- Cable diameter .018" Stainless Steel
- Ultimate tensile 30 lbs., 4 lb./pin
- Recommended Maximum Operating Speed 376 feet/min.
- Recommended Operating Load 6 - 7 lbs.*
- Minimum recommended sprocket diameter 3/4" P.D.
- Weight .13 oz/ft

PITCH	CIRCULAR PITCH	MATERIALS	BERG'S ® NAME	PULLEY
24	**.1309**	Polyurethane (Red) 1/32" Dia. Stainless Steel Cable	**Flex-E-Gear®**	Operates with 24B and 24A series.

24GCF SERIES
- Cable diameter 1/32" Stainless Steel
- Ultimate tensile 100 lbs., 10 lb./pin
- Recommended Maximum Operating Speed 376 feet/min.
- Recommended Operating Load 20 - 25 lbs.*
- Minimum recommended sprocket diameter 1/2" P.D.
- Weight .14 oz/ft

* Reduce operating load by 50% for field splices.

GEAR DRIVE CHAINS

PITCH	CIRCULAR PITCH	MATERIALS	BERG'S ® NAME	SPROCKET
32	**.0982**	Polyurethane (Blue) .018 Dia. Stainless Steel Cable*	**Flex-E-Gear®**	Operates with 32B, GG33 and GGF33 series.

A

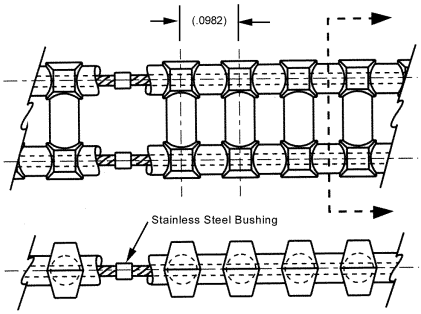

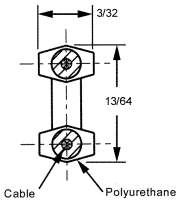

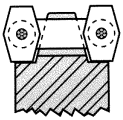

- For Field Splice Kit order 32GCF-7.

* Available with Aramid Core. See page VII for alternative belt construction or reverse bending applications.

** Reduce operating load rating by 50% for field splices.

STOCK NO.	NO. OF PITCHES	LENGTH (Ref.)
32GCF-49-E	49	4.811
32GCF-52-E	52	5.105
32GCF-53-E	53	5.203
32GCF-64-E	64	6.283
32GCF-67-E	67	6.577
32GCF-75-E	75	7.363
32GCF-80-E	80	7.854
32GCF-95-E	95	9.327
32GCF-112-E	112	10.996
32GCF-126-E	126	12.370
32GCF-128-E	128	12.566
32GCF-144-E	144	14.137
32GCF-158-E	158	15.512
32GCF-176-E	176	17.279
32GCF-189-E	189	18.555
32GCF-208-E	208	20.420
32GCF-220-E	220	21.598
32GCF-240-E	240	23.562
32GCF-252-E	252	24.740
32GCF-272-E	272	26.704
32GCF-283-E	283	27.783
32GCF-304-E	304	29.845
32GCF-315-E	315	30.925
32GCF-336-E	336	32.987
32GCF-346-E	346	33.968
32GCF-377-E	377	37.012
32GCF-400-E	400	39.270
32GCF-408-E	408	40.055
32GCF-432-E	432	42.412
32GCF-440-E	440	43.197
32GCF-464-E	464	45.553
32GCF-471-E	471	46.240
32GCF-480-E	480	47.124
32GCF-512-E	512	50.265
32GCF-544-E	544	53.407
32GCF-592-E	592	58.119
32GCF-608-E	608	59.690

- Infinite Lengths
- Silent Drive
- Weight .13 oz./ft
- Positive Drive
- Zero Backlash
- No Lubrication
- 90A Durometer
- Ultimate Tensile Strength 30 lbs. (4 lbs./Pin) when belt is used in open loop configuration (without splice, no crimp bushing)
- Temperature Range +180°F to -15°F
- Recommended Operating Load 8 lbs.
- Recommended Max. Operating Speed 376 feet/min.

Other numbers of pitches available on request.



BULK LENGTH - NOT SPLICED	
STOCK NO.	LENGTH
32GCF-5FT	5 FT
32GCF-10FT	10 FT
32GCF-25FT	25 FT
32GCF-50FT	50 FT
32GCF-100FT	100 FT

SPROCKET GEARS

PITCH	CIRCULAR PITCH	BORE	STYLE	MATERIALS	BERG'S ® NAME	CHAIN
32	**.0982**	**1/4"**	**PIN HUB**	Delrin®	**Flex-E-Gear® Chain Drive**	Operates with 32GCF Series

† Teeth runout on hub.
Other numbers of teeth available on request.

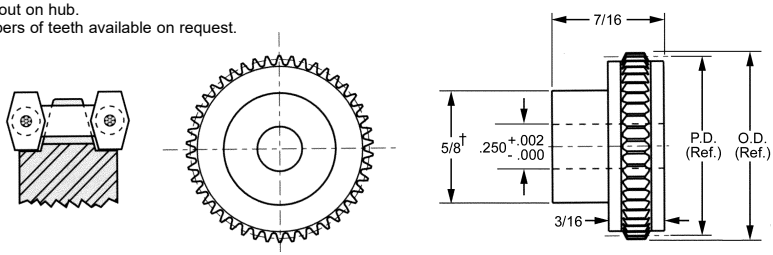

STOCK NO.	NO. OF TEETH	PITCH DIA.	OUTSIDE DIA.
32B4M-18	18†	.5625	.625
32B4M-20	20†	.6250	.688
32B4M-22	22	.6875	.750
32B4M-24	24	.7500	.813
32B4M-26	26	.8125	.875
32B4M-28	28	.8750	.938
32B4M-30	30	.9375	1.000
32B4M-32	32	1.0000	1.063
32B4M-36	36	1.1250	1.188
32B4M-40	40	1.2500	1.313
32B4M-48	48	1.5000	1.563
32B4M-56	56	1.7500	1.813
32B4M-64	64	2.0000	2.063
32B4M-72	72	2.2500	2.313
32B4M-80	80	2.5000	2.563

SPROCKET GEARS

PITCH	CIRCULAR PITCH	BORE	STYLE	MATERIALS	BERG'S ® NAME	CHAIN
32	**.0982**	**1/8"**	**PIN HUB**	303 Stainless Steel 2024-T4 Aluminum Anodized	**Flex-E-Gear® Chain Drive**	Operates with 32GCF Series

A

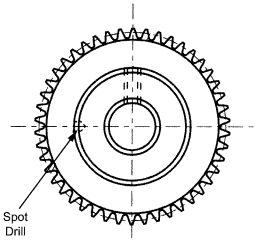

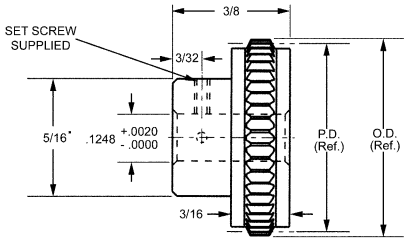

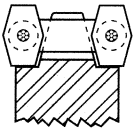

303 STAINLESS STEEL	2024-T4 ALUMINUM ANODIZED			
STOCK NO.	STOCK NO.	NO. OF TEETH	PITCH DIA.	OUTSIDE DIA.
GG33S14-13	GG33A14-13	13**•	.4063	.469
GG33S14-14	GG33A14-14	14**•	.4375	.500
GG33S14-15	GG33A14-15	15**	.4688	.531
GG33S14-16	GG33A14-16	16**	.5000	.563
GG33S14-18	GG33A14-18	18	.5625	.625
GG33S14-20	GG33A14-20	20	.6250	.688
GG33S14-22	GG33A14-22	22	.6875	.750
GG33S14-24	GG33A14-24	24	.7500	.813
GG33S14-26	GG33A14-26	26	.8125	.875
GG33S14-28	GG33A14-28	28	.8750	.938
GG33S14-30	GG33A14-30	30	.9375	1.000
GG33S14-32	GG33A14-32	32	1.0000	1.063
GG33S14-36	GG33A14-36	36	1.1250	1.188
GG33S14-40	GG33A14-40	40	1.2500	1.313
GG33S14-48	GG33A14-48	48	1.5000	1.563
GG33S14-56	GG33A14-56	56*	1.7500	1.813
GG33S14-64	GG33A14-64	64*	2.0000	2.063
GG33S14-72	GG33A14-72	72*	2.2500	2.313
GG33S14-80	GG33A14-80	80*	2.5000	2.563
GG33S14-88	GG33A14-88	88*	2.7500	2.813
GG33S14-96	GG33A14-96	96*	3.0000	3.063
GG33S14-112	GG33A14-112	112*	3.5000	3.563
GG33S14-128	GG33A14-128	128*	4.0000	4.063

* Alternative in 2 piece construction with 303 Stainless Steel Hub. Outline and overall dimensions change slightly.
** Sprockets .500 P.D. and smaller for idler use only.
• For 13-14 teeth, hub diameter equals .31.

Other numbers of teeth available on request.

Teeth could be anodized.

SPROCKET GEARS

PITCH	CIRCULAR PITCH	BORE	STYLE	MATERIALS	BERG'S ® NAME	CHAIN
32	**.0982**	**3/16"**	**PIN HUB**	303 Stainless Steel 2024-T4 Aluminum Anodized	**Flex-E-Gear® Chain Drive**	Operates with 32GCF Series

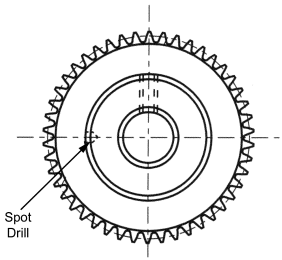

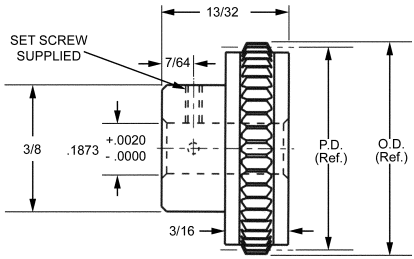

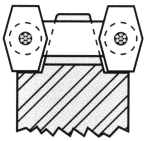

303 STAINLESS STEEL	2024-T4 ALUMINUM ANODIZED			
STOCK NO.	STOCK NO.	NO. OF TEETH	PITCH DIA.	OUTSIDE DIA.
GG33S21-15	GG33A21-15	15**	.4688	.531
GG33S21-16	GG33A21-16	16**	.5000	.563
GG33S21-18	GG33A21-18	18	.5625	.625
GG33S21-20	GG33A21-20	20	.6250	.688
GG33S21-22	GG33A21-22	22	.6875	.750
GG33S21-24	GG33A21-24	24	.7500	.813
GG33S21-26	GG33A21-26	26	.8125	.875
GG33S21-28	GG33A21-28	28	.8750	.938
GG33S21-30	GG33A21-30	30	.9375	1.000
GG33S21-32	GG33A21-32	32	1.0000	1.063
GG33S21-36	GG33A21-36	36	1.1250	1.188
GG33S21-40	GG33A21-40	40	1.2500	1.313
GG33S21-48	GG33A21-48	48	1.5000	1.563
GG33S21-56	GG33A21-56	56	1.7500	1.813
GG33S21-64	GG33A21-64	64	2.0000	2.063
GG33S21-72	GG33A21-72	72	2.2500	2.313
GG33S21-80	GG33A21-80	80	2.5000	2.563
GG33S21-88	GG33A21-88	88	2.7500	2.813
GG33S21-96	GG33A21-96	96	3.0000	3.063
GG33S21-112	GG33A21-112	112	3.5000	3.563
GG33S21-128	GG33A21-128	128	4.0000	4.063

** Sprockets .500 P.D. and smaller for idler use only.
Other numbers of teeth available on request.

Teeth could be anodized.

SPROCKET GEARS

PITCH	CIRCULAR PITCH	BORE	STYLE	MATERIALS	BERG'S ® NAME	CHAIN
32	**.0982**	**1/4"**	**PIN HUB**	303 Stainless Steel 2024-T4 Aluminum Anodized	**Flex-E-Gear® Chain Drive**	Operates with 32GCF Series

A

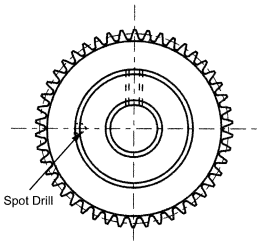

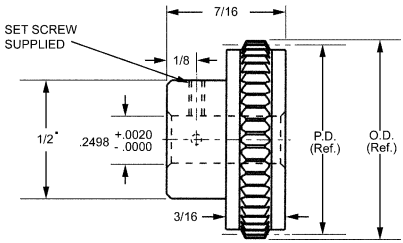

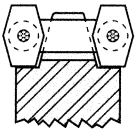

303 STAINLESS STEEL	2024-T4 ALUMINUM ANODIZED			
STOCK NO.	STOCK NO.	NO. OF TEETH	PITCH DIA.	OUTSIDE DIA.
GG33S28-18	GG33A28-18	18•	.5625	.625
GG33S28-20	GG33A28-20	20	.6250	.688
GG33S28-22	GG33A28-22	22	.6875	.750
GG33S28-24	GG33A28-24	24	.7500	.813
GG33S28-26	GG33A28-26	26	.8125	.875
GG33S28-28	GG33A28-28	28	.8750	.938
GG33S28-30	GG33A28-30	30	.9375	1.000
GG33S28-32	GG33A28-32	32	1.0000	1.063
GG33S28-36	GG33A28-36	36	1.1250	1.188
GG33S28-40	GG33A28-40	40	1.2500	1.313
GG33S28-48	GG33A28-48	48	1.5000	1.563
GG33S28-56	GG33A28-56	56	1.7500	1.813
GG33S28-64	GG33A28-64	64	2.0000	2.063
GG33S28-72	GG33A28-72	72	2.2500	2.313
GG33S28-80	GG33A28-80	80	2.5000	2.563
GG33S28-88	GG33A28-88	88	2.7500	2.813
GG33S28-96	GG33A28-96	96	3.0000	3.063
GG33S28-112	GG33A28-112	112	3.5000	3.563
GG33S28-128	GG33A28-128	128	4.0000	4.063

• For 18 teeth, hub diameter equals .47.
Other numbers of teeth available on request.

Teeth could be anodized.

SPROCKET GEARS

PITCH	CIRCULAR PITCH	BORE	STYLE	MATERIALS	BERG'S ® NAME	CHAIN
32	**.0982**	**3/8"**	**HUBLESS**	303 Stainless Steel 2024-T4 Aluminum Anodized	**Flex-E-Gear® Chain Drive**	Operates with 32GCF Series

Other numbers of teeth available on request.
Pin or Clamp Hubs assembled on request.

Teeth could be anodized.

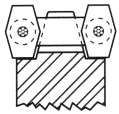

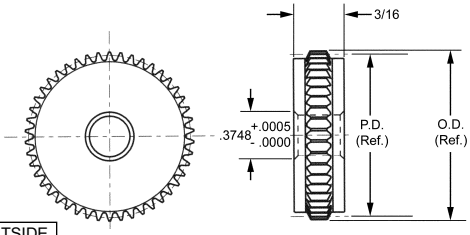

303 STAINLESS STEEL	2024-T4 ALUMINUM ANODIZED			
STOCK NO.	STOCK NO.	NO. OF TEETH	PITCH DIA.	OUTSIDE DIA.
GGF33S5-32	GGF33A5-32	32	1.0000	1.063
GGF33S5-36	GGF33A5-36	36	1.1250	1.188
GGF33S5-40	GGF33A5-40	40	1.2500	1.313
GGF33S5-48	GGF33A5-48	48	1.5000	1.563
GGF33S5-50	GGF33A5-50	50	1.5625	1.625
GGF33S5-56	GGF33A5-56	56	1.7500	1.813
GGF33S5-64	GGF33A5-64	64	2.0000	2.063
GGF33S5-72	GGF33A5-72	72	2.2500	2.313
GGF33S5-80	GGF33A5-80	80	2.5000	2.563
GGF33S5-88	GGF33A5-88	88	2.7500	2.813
GGF33S5-90	GGF33A5-90	90	2.8125	2.875
GGF33S5-96	GGF33A5-96	96	3.0000	3.063
GGF33S5-100	GGF33A5-100	100	3.1250	3.188
GGF33S5-112	GGF33A5-112	112	3.5000	3.563
GGF33S5-120	GGF33A5-120	120	3.7500	3.813
GGF33S5-128	GGF33A5-128	128	4.0000	4.063

PITCH	CIRCULAR PITCH	BORE	STYLE	MATERIALS	BERG'S ® NAME	CHAIN
32	**.0982**	**11/16"**	**HUBLESS**	303 Stainless Steel 2024-T4 Aluminum Anodized	**Flex-E-Gear® Chain Drive**	Operates with 32GCF Series

Other numbers of teeth available on request.
Pin or Clamp Hubs assembled on request.

Teeth could be anodized.

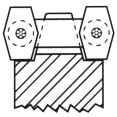

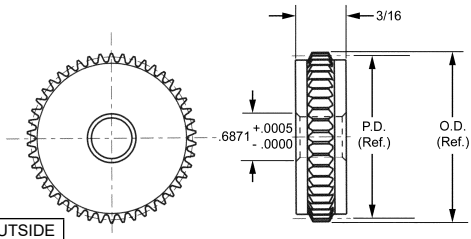

303 STAINLESS STEEL	2024-T4 ALUMINUM ANODIZED			
STOCK NO.	STOCK NO.	NO. OF TEETH	PITCH DIA.	OUTSIDE DIA.
GGF33S19-32	GGF33A19-32	32	1.0000	1.063
GGF33S19-36	GGF33A19-36	36	1.1250	1.188
GGF33S19-40	GGF33A19-40	40	1.2500	1.313
GGF33S19-48	GGF33A19-48	48	1.5000	1.563
GGF33S19-50	GGF33A19-50	50	1.5625	1.625
GGF33S19-56	GGF33A19-56	56	1.7500	1.813
GGF33S19-64	GGF33A19-64	64	2.0000	2.063
GGF33S19-72	GGF33A19-72	72	2.2500	2.313
GGF33S19-80	GGF33A19-80	80	2.5000	2.563
GGF33S19-88	GGF33A19-88	88	2.7500	2.813
GGF33S19-90	GGF33A19-90	90	2.8125	2.875
GGF33S19-96	GGF33A19-96	96	3.0000	3.063
GGF33S19-100	GGF33A19-100	100	3.1250	3.188
GGF33S19-112	GGF33A19-112	112	3.5000	3.563
GGF33S19-120	GGF33A19-120	120	3.7500	3.813
GGF33S19-128	GGF33A19-128	128	4.0000	4.063

GEAR DRIVE CHAINS

PITCH	CIRCULAR PITCH	MATERIALS	BERG'S ® NAME	SPROCKET
1/10	**.1000**	Polyurethane (Green) .018 Dia. Stainless Steel Cable*	**Flex-E-Gear®**	Operates with 31A and 31B series.

A

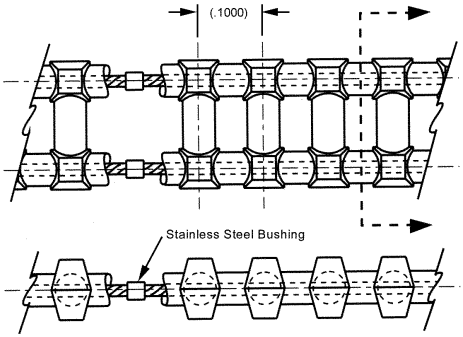

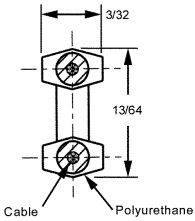

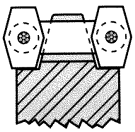

- For Field Splice Kit order 32GCF-7.

* Available with Aramid Core. See page VII for alternative belt construction or reverse bending applications.

** Reduce operating load rating by 50% for field splices.

STOCK NO.	NO. OF PITCHES	LENGTH (Ref.)
31GCF-45-E	45	4.50
31GCF-50-E	50	5.00
31GCF-55-E	55	5.50
31GCF-60-E	60	6.00
31GCF-65-E	65	6.50
31GCF-70-E	70	7.00
31GCF-75-E	75	7.50
31GCF-80-E	80	8.00
31GCF-85-E	85	8.50
31GCF-90-E	90	9.00
31GCF-95-E	95	9.50
31GCF-100-E	100	10.00
31GCF-105-E	105	10.50
31GCF-110-E	110	11.00
31GCF-115-E	115	11.50
31GCF-120-E	120	12.00
31GCF-125-E	125	12.50
31GCF-130-E	130	13.00
31GCF-135-E	135	13.50
31GCF-140-E	140	14.00
31GCF-150-E	150	15.00
31GCF-160-E	160	16.00
31GCF-170-E	170	17.00
31GCF-180-E	180	18.00
31GCF-190-E	190	19.00
31GCF-200-E	200	20.00
31GCF-210-E	210	21.00
31GCF-220-E	220	22.00
31GCF-230-E	230	23.00
31GCF-240-E	240	24.00
31GCF-250-E	250	25.00
31GCF-300-E	300	30.00
31GCF-360-E	360	36.00
31GCF-420-E	420	42.00
31GCF-480-E	480	48.00
31GCF-540-E	540	54.00
31GCF-600-E	600	60.00

- Infinite Lengths
- Silent Drive
- Weight .13 oz./ft.
- Positive Drive
- Zero Backlash
- No Lubrication
- 90A Durometer
- Ultimate Tensile Strength 30 lbs. (4 lbs./Pin) when belt is used in open loop configuration (without splice, no crimp bushing)
- Temperature Range +180°F to -15°F
- Recommended Operating Load 8 lbs.
- Recommended Max. Operating Speed 376 feet/min.

Other numbers of pitches available on request.

BULK LENGTH - NOT SPLICED	
STOCK NO.	LENGTH
31GCF-5FT	5 FT
31GCF-10FT	10 FT
31GCF-25FT	25 FT
31GCF-50FT	50 FT
31GCF-100FT	100 FT



SPROCKET GEARS

PITCH	CIRCULAR PITCH	BORE	STYLE	MATERIALS	BERG'S ® NAME	CHAIN
1/10	**.1000**	**3/8"**	**HUBLESS**	2024-T4 Aluminum Anodized	**Flex-E-Gear® Chain Drive**	Operates with 31GCF Series

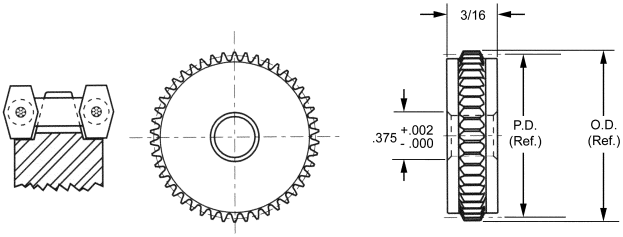

Other numbers of teeth available on request.
Pin or clamp hub assembled on request.

Teeth could be anodized.

STOCK NO.	NO. OF TEETH	PITCH DIA.	OUTSIDE DIA.
31A6-22	22	.7003	.764
31A6-24	24	.7639	.828
31A6-26	26	.8276	.891
31A6-28	28	.8913	.955
31A6-30	30	.9549	1.019
31A6-32	32	1.0186	1.083
31A6-36	36	1.1459	1.210
31A6-40	40	1.2732	1.337
31A6-48	48	1.5279	1.592
31A6-56	56	1.7825	1.846
31A6-64	64	2.0372	2.101
31A6-72	72	2.2918	2.356
31A6-96	96	3.0558	3.119
31A6-112	112	3.5651	3.629

SPROCKET GEARS

PITCH	CIRCULAR PITCH	BORE	STYLE	MATERIALS	BERG'S ® NAME	CHAIN
1/10	**.1000**	**1/8"**	**PIN HUB**	2024-T4 Aluminum Anodized	**Flex-E-Gear® Chain Drive**	Operates with 31GCF Series

STOCK NO.	NO. OF TEETH	PITCH DIA.	OUTSIDE DIA.
31B2-14	14•*	.4456	.509
31B2-16	16•	.5093	.573
31B2-20	20•	.6366	.700
31B2-22	22•	.7003	.764
31B2-24	24	.7639	.828
31B2-26	26	.8276	.891
31B2-28	28	.8913	.955
31B2-30	30	.9549	1.019
31B2-32	32	1.0186	1.083
31B2-36	36	1.1459	1.210
31B2-40	40	1.2732	1.337
31B2-48	48	1.5279	1.592
31B2-56	56	1.7825	1.846
31B2-64	64	2.0372	2.101
31B2-72	72	2.2918	2.356
31B2-96	96	3.0558	3.119
31B2-112	112	3.5651	3.629

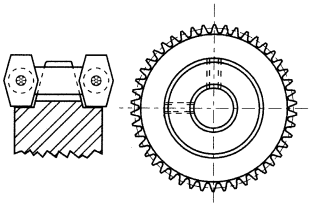

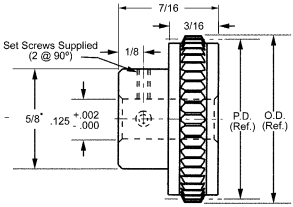

* Sprocket .500 P.D. and smaller are recommended for idler use only.

• For 14-22 teeth, hub diameter equals .35.

Teeth could be anodized.

Other numbers of teeth available on request.

PITCH	CIRCULAR PITCH	BORE	STYLE	MATERIALS	BERG'S ® NAME	CHAIN
1/10	**.1000**	**3/16"**	**PIN HUB**	2024-T4 Aluminum Anodized	**Flex-E-Gear® Chain Drive**	Operates with 31GCF Series

STOCK NO.	NO. OF TEETH	PITCH DIA.	OUTSIDE DIA.
31B3-20	20•	.6366	.700
31B3-22	22•	.7003	.764
31B3-24	24	.7639	.828
31B3-26	26	.8276	.891
31B3-28	28	.8913	.955
31B3-30	30	.9549	1.019
31B3-32	32	1.0186	1.083
31B3-36	36	1.1459	1.210
31B3-40	40	1.2732	1.337
31B3-48	48	1.5279	1.592
31B3-56	56	1.7825	1.846
31B3-64	64	2.0372	2.101
31B3-72	72	2.2918	2.356
31B3-96	96	3.0558	3.119
31B3-112	112	3.5651	3.629

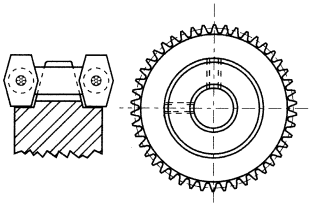

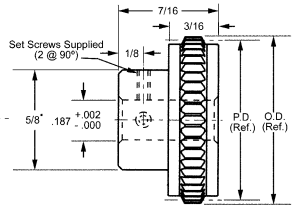

.55. Other numbers of teeth available on request.

PITCH	CIRCULAR PITCH	BORE	STYLE	MATERIALS	BERG'S ® NAME	CHAIN
1/10	**.1000**	**1/4"**	**PIN HUB**	2024-T4 Aluminum Anodized	**Flex-E-Gear® Chain Drive**	Operates with 31GCF Series

STOCK NO.	NO. OF TEETH	PITCH DIA.	OUTSIDE DIA.
31B4-20	20•	.6366	.700
31B4-22	22•	.7003	.764
31B4-24	24	.7639	.8278
31B4-26	26	.8276	.891
31B4-28	28	.8913	.955
31B4-30	30	.9549	1.0189
31B4-32	32	1.0186	1.083
31B4-36	36	1.1459	1.210
31B4-40	40	1.2732	1.337
31B4-48	48	1.5279	1.592
31B4-56	56	1.7825	1.846
31B4-64	64	2.0372	2.101
31B4-72	72	2.2918	2.356
31B4-96	96	3.0558	3.119
31B4-112	112	3.5651	3.629

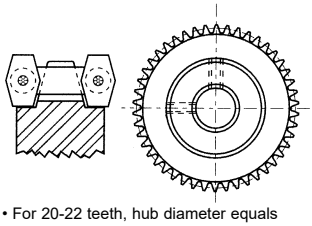

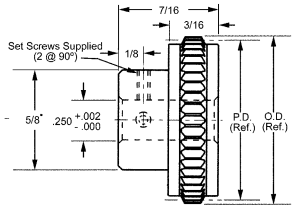

• For 20-22 teeth, hub diameter equals .55. Other numbers of teeth available on request.

Teeth could be anodized.

GEAR DRIVE CHAINS

PITCH	CIRCULAR PITCH	MATERIALS	BERG'S ® NAME	SPROCKET
24	**.1309**	Polyurethane (Red) 1/32" Dia. Stainless Steel Cable*	**Flex-E-Gear®**	Operates with 24A and 24B series.

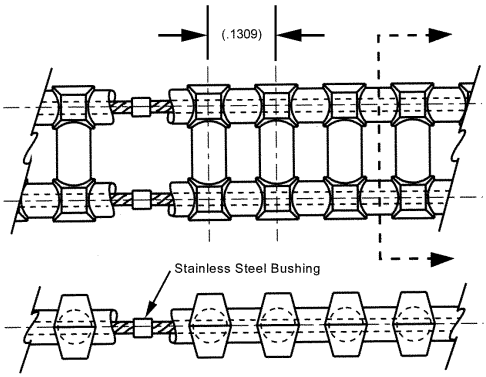

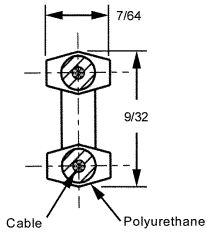

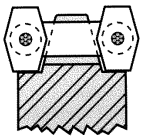

- For Field Splice Kit order 24GCF-7.

* Available with Aramid Core. See page VII for alternative belt construction or reverse bending applications.

** Reduce operating load rating by 50% for field splices.

STOCK NO.	NO. OF PITCHES	LENGTH (Ref.)
24GCF-50-E	50	6.545
24GCF-52-E	52	6.807
24GCF-54-E	54	7.069
24GCF-56-E	56	7.330
24GCF-58-E	58	7.592
24GCF-60-E	60	7.854
24GCF-62-E	62	8.116
24GCF-64-E	64	8.378
24GCF-66-E	66	8.639
24GCF-68-E	68	8.901
24GCF-70-E	70	9.163
24GCF-75-E	75	9.817
24GCF-80-E	80	10.472
24GCF-85-E	85	11.126
24GCF-90-E	90	11.781
24GCF-95-E	95	12.435
24GCF-100-E	100	13.090
24GCF-105-E	105	13.744
24GCF-110-E	110	14.399
24GCF-115-E	115	15.053
24GCF-120-E	120	15.708
24GCF-130-E	130	17.017
24GCF-140-E	140	18.326
24GCF-150-E	150	19.635
24GCF-160-E	160	20.944
24GCF-170-E	170	22.253
24GCF-180-E	180	23.562
24GCF-190-E	190	24.871
24GCF-200-E	200	26.180
24GCF-220-E	220	28.798
24GCF-240-E	240	31.416
24GCF-260-E	260	34.034
24GCF-280-E	280	36.652
24GCF-300-E	300	39.270
24GCF-320-E	320	41.888
24GCF-380-E	380	49.742
24GCF-420-E	420	54.978

- Infinite Lengths
- Weight .14 oz./ft
- Positive Drive
- Zero Backlash
- No Lubrication
- Silent Drive
- Extra Strong
- 90A Durometer
- Ultimate Tensile Strength 100 lbs. (10 lbs./Pin) when belt is used in open loop configuration (without splice, no crimp bushing).
- Temperature Range +180°F to -15°F
- Recommended Operating Load 25 lbs.
- Recommended Max. Operating Speed 376 ft./min.

Other numbers of pitches available on request.

BULK LENGTH - NOT SPLICED	
STOCK NO.	LENGTH
24GCF-5FT	5 FT
24GCF-10FT	10 FT
24GCF-25FT	25 FT
24GCF-50FT	50 FT
24GCF-100FT	100 FT



SPROCKET GEARS

PITCH	CIRCULAR PITCH	BORE	STYLE	MATERIALS	BERG'S ® NAME	CHAIN
24	**.1309**	**1/4"**	**PIN HUB**	Delrin®	**Flex-E-Gear® Chain Drive**	Operates with 24GCF Series

A

STOCK NO.	NO. OF TEETH	PITCH DIA.	OUTSIDE DIA.
24B4M-15	15†	.6243	.708
24B4M-16	16†	.6659	.749
24B4M-18	18	.7492	.832
24B4M-20	20	.8324	.916
24B4M-21	21	.8740	.957
24B4M-24	24	.9989	1.082
24B4M-30	30	1.2486	1.332
24B4M-36	36	1.4983	1.582
24B4M-42	42	1.7480	1.831
24B4M-48	48	1.9978	2.081
24B4M-60	60	2.4972	2.581

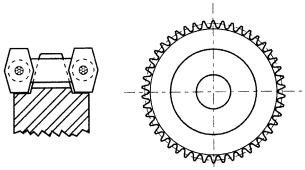

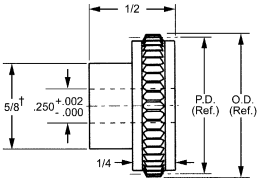

† Teeth runout on hub.
Other numbers of teeth available on request.

SPROCKET GEARS

PITCH	CIRCULAR PITCH	BORE	STYLE	MATERIALS	BERG'S ® NAME	CHAIN
24	**.1309**	**3/8"**	**HUBLESS**	2024-T4 Aluminum Anodized	**Flex-E-Gear® Chain Drive**	Operates with 24GCF Series

* Sprockets .750 P.D. and smaller for idler use only.
Other numbers of teeth available on request.

Teeth could be anodized.

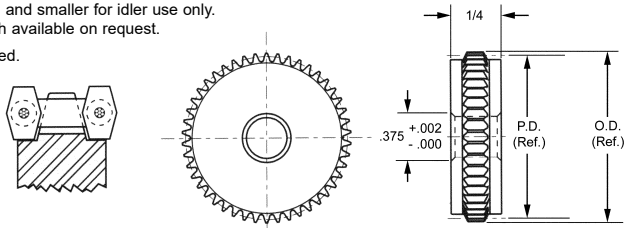

STOCK NO.	NO. OF TEETH	PITCH DIA.	OUTSIDE DIA.
24A6-15	15*	.6243	.708
24A6-16	16*	.6659	.749
24A6-18	18*	.7492	.832
24A6-20	20	.8324	.916
24A6-21	21	.8740	.957
24A6-24	24	.9989	1.082
24A6-30	30	1.2486	1.332
24A6-36	36	1.4983	1.582
24A6-42	42	1.7480	1.831
24A6-48	48	1.9978	2.081
24A6-60	60	2.4972	2.581
24A6-72	72	2.9966	3.080
24A6-96	96	3.9955	4.079
24A6-120	120	4.9944	5.078
24A6-144	144	5.9933	6.077

Teeth could be anodized.

SPROCKET GEARS

PITCH	CIRCULAR PITCH	BORE	STYLE	MATERIALS	BERG'S ® NAME	CHAIN
24	**.1309**	**1/4"**	**PIN HUB**	2024-T4 Aluminum Red Anodized	**Flex-E-Gear® Chain Drive**	Operates with 24GCF Series

STOCK NO.	NO. OF TEETH	PITCH DIA.	OUTSIDE DIA.
24B4-14	14•*	.5827	.666
24B4-15	15•*	.6243	.708
24B4-16	16•*	.6659	.749
24B4-18	18•*	.7492	.832
24B4-20	20•	.8324	.916
24B4-21	21	.8740	.957
24B4-24	24	.9989	1.082
24B4-30	30	1.2486	1.332
24B4-36	36	1.4983	1.582
24B4-42	42	1.7480	1.831
24B4-48	48	1.9978	2.081
24B4-60	60	2.4972	2.581
24B4-72	72	2.9966	3.080
24B4-96	96	3.9955	4.079
24B4-120	120	4.9944	5.078
24B4-144	144	5.9933	6.077

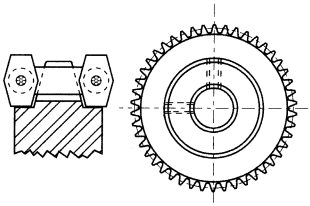

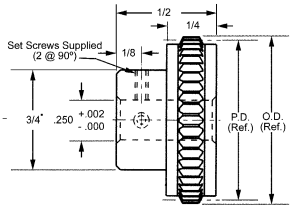

- For 14-20 teeth, hub diameter equals .47.

Teeth could be anodized.

* Sprockets .750 P.D. and smaller for idler use only.

Other numbers of teeth available on request.

PITCH	CIRCULAR PITCH	BORE	STYLE	MATERIALS	BERG'S ® NAME	CHAIN
24	**.1309**	**3/8"**	**PIN HUB**	2024-T4 Aluminum Red Anodized	**Flex-E-Gear® Chain Drive**	Operates with 24GCF Series

STOCK NO.	NO. OF TEETH	PITCH DIA.	OUTSIDE DIA.
24B6-18	18•*	.7492	.832
24B6-20	20•	.8324	.916
24B6-21	21	.8740	.957
24B6-24	24	.9989	1.082
24B6-30	30	1.2486	1.332
24B6-36	36	1.4983	1.582
24B6-42	42	1.7480	1.831
24B6-48	48	1.9978	2.081
24B6-60	60	2.4972	2.581
24B6-72	72	2.9966	3.080
24B6-96	96	3.9955	4.079
24B6-120	120	4.9944	5.078
24B6-144	144	5.9933	6.077

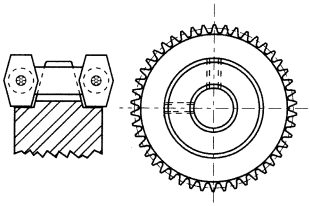

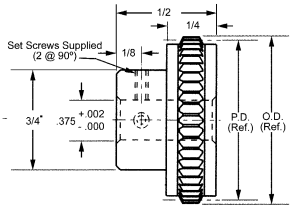

- For 18-20 teeth, hub diameter equals .64.

Teeth could be anodized.

* Sprockets .750 P.D. and smaller for idler use only.

Other numbers of teeth available on request.

PITCH	CIRCULAR PITCH	BORE	STYLE	MATERIALS	BERG'S ® NAME	CHAIN
24	**.1309**	**1/2"**	**PIN HUB**	2024-T4 Aluminum Red Anodized	**Flex-E-Gear® Chain Drive**	Operates with 24GCF Series

STOCK NO.	NO. OF TEETH	PITCH DIA.	OUTSIDE DIA.
24B8-20	20•	.8324	.916
24B8-21	21	.8740	.957
24B8-24	24	.9989	1.082
24B8-30	30	1.2486	1.332
24B8-36	36	1.4983	1.582
24B8-42	42	1.7480	1.831
24B8-48	48	1.9978	2.081
24B8-60	60	2.4972	2.581
24B8-72	72	2.9966	3.080
24B8-96	96	3.9955	4.079
24B8-120	120	4.9944	5.078
24B8-144	144	5.9933	6.077

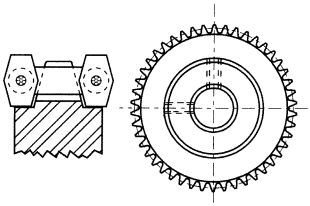

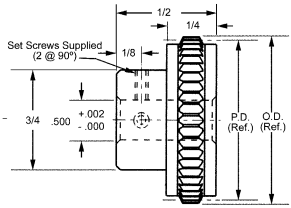

- For 20 teeth, hub diameter equals .72.

Teeth could be anodized.

* Sprockets .750 P.D. and smaller for idler use only.

Other numbers of teeth available on request.

FIELD SPLICE KITS

Splicing Procedures:

1. Cut "BERG" FLEX-E-GEAR® sharp and square as shown, using cutter, to desired number of pitches, plus one pitch.

2. Cut plastic jacket (one pitch each side) lightly with a sharp razor blade as shown (all around). Caution: do not nick wire. Strip or twist off jacket carefully.

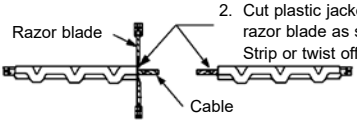

3. Slide stripped cable into oval splice bushing carefully. **Caution:** Do not fray cable. Feed cable into chamfered end of bushing last.

4. Center bushing and be certain chain is straight before crimping.

5. Position crimp tool over splice bushing and squeeze tightly for maximum splice strength.

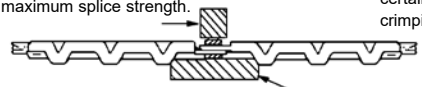

CHAIN SERIES	STOCK NO.	FIELD SPLICE KIT AND ACCESSORIES
31 & 32GCF 24GCF 16GCF	32GCF-7 24GCF-7 16GCF-7	Complete Kit Consists of: Crimp tool, Pitch Spacer, Cable Cutter, Bushings, Razor Blades & Instructions
	TL-4 TL-3	Crimp Tool For 31GCF & 32GCF Crimp Tool for 24GC
	BU-018-S BU-032-S	Extra Splice Bushings for: 31GCF & 32GCF (1/64" Cable) 24GCF (1/32" Cable)
	TL-1	Cable Cutter for up to 3/64" Cable

Cable Cutter

Crimp Tool



Field Splices offer only 50% of Catalog Rated Loads

W. M. BERG, INC. will factory splice to order any length chain at a nominal charge.

FLEX-E-BELT® TECHNICAL DATA

OPERATING NOTES:
Due to the single steel cable/polyurethane construction, this series offers a flexible, quiet, lube-free drive that can obtain zero backlash and up to 7° of sprocket misalignment.

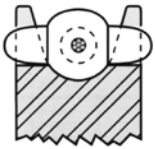

A

PITCH	CIRCULAR PITCH	MATERIALS	BERG'S ® NAME	PULLEY
32	**.0982**	Polyurethane (Blue) 1/32" (0.8 mm) Dia. Stainless Steel Cable	**Flex-E-Belt®**	Operates with 32C, 32D, GPS, GP32, GF32 and GC32 series.

32GBF SERIES
- Weight .11 oz./ft.
- Ultimate tensile 50 lbs., 9 lb./pin (222N, 40N/PIN) - when belt is used in open loop configuration (without splice, no crimp bushing).
- Recommended Maximum Operating Speed 376 feet/min. (1800 rpm)
- Recommended Operating Load 12 lbs.
- Minimum recommended pulley diameter 1/2" P.D.

** Reduce operating load rating by 50% for field splices.

PITCH	CIRCULAR PITCH	MATERIALS	BERG'S ® NAME	PULLEY
1/10	**.1000**	Polyurethane (Red) 1/32" Dia. Stainless Steel Cable	**Flex-E-Belt®**	Operates with GP31 and GF31 series.

31GBF SERIES
- Weight 11 oz./ft.
- Ultimate tensile 50 lbs., 9 lb./pin - when belt is used in open loop configuration (without splice, no crimp bushing).
- Recommended Maximum Operating Speed 376 feet/min. (1800 rpm)
- Recommended Operating Load 12 lbs.
- Minimum recommended pulley diameter 3/4" P.D.

** Reduce operating load rating by 50% for field splices.

PITCH	CIRCULAR PITCH	MATERIALS	BERG'S ® NAME	PULLEY
24	**.1309**	Polyurethane (Red) 1/32" (0.8 mm) Dia. Stainless Steel Cable	**Flex-E-Belt®**	Operates with 24C and 24D series.

24GBF SERIES
- Weight 13 oz./ft.
- Ultimate tensile 50 lbs., 9 lb./pin - when belt is used in open loop configuration (without splice, no crimp bushing)
- Recommended Maximum Operating Speed 376 feet/min. (1800 rpm)
- Recommended Operating Load 12 lbs.
- Minimum recommended pulley diameter 3/4" P.D.

** Reduce operating load rating by 50% for field splices.

GEAR DRIVE BELTS

PITCH	CIRCULAR PITCH	MATERIALS	BERG'S ® NAME	PULLEY
32	**.0982**	Polyurethane (Blue) 1/32" Dia. Stainless Steel Cable*	**Flex-E-Belt®**	Operates with 32C, 32D, GPS, GP32, GF32 and GC32 series.

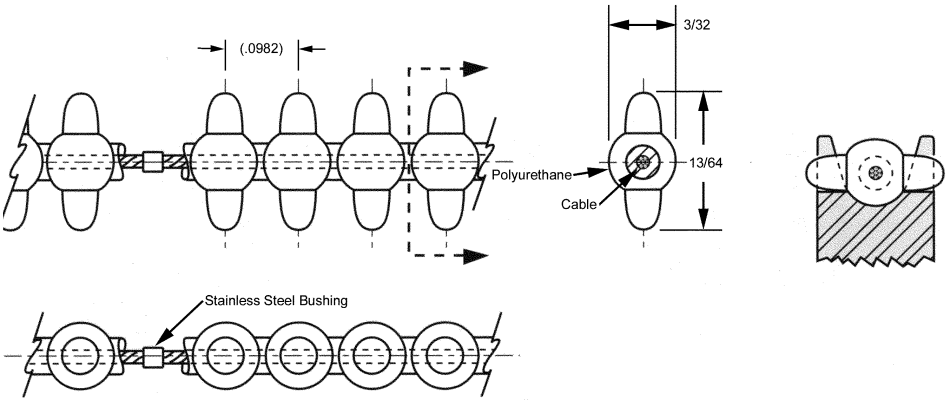

STOCK NO.	NO. OF PITCHES	LENGTH (Ref.)
32GBF-49-E	49	4.811
32GBF-52-E	52	5.105
32GBF-53-E	53	5.203
32GBF-64-E	64	6.283
32GBF-67-E	67	6.577
32GBF-75-E	75	7.363
32GBF-80-E	80	7.854
32GBF-95-E	95	9.327
32GBF-112-E	112	10.996
32GBF-126-E	126	12.370
32GBF-128-E	128	12.566
32GBF-144-E	144	14.137
32GBF-158-E	158	15.512
32GBF-176-E	176	17.279
32GBF-189-E	189	18.555
32GBF-208-E	208	20.420
32GBF-220-E	220	21.598
32GBF-240-E	240	23.562
32GBF-252-E	252	24.740
32GBF-272-E	272	26.704
32GBF-283-E	283	27.783
32GBF-304-E	304	29.845
32GBF-315-E	315	30.925
32GBF-336-E	336	32.987
32GBF-346-E	346	33.968
32GBF-377-E	377	37.012
32GBF-400-E	400	39.270
32GBF-408-E	408	40.055
32GBF-432-E	432	42.412
32GBF-440-E	440	43.197
32GBF-464-E	464	45.553
32GBF-471-E	471	46.240
32GBF-480-E	480	47.124
32GBF-496-E	496	48.694
32GBF-512-E	512	50.265
32GBF-544-E	544	53.407
32GBF-560-E	560	54.978
32GBF-576-E	576	56.549
32GBF-640-E	640	62.832

- For Field Splice Kit order 32GBF-7.

* Available with Aramid Core. See page VII for alternative belt construction or reverse bending applications.

** Reduce operating load rating by 50% for field splices.

Other numbers of pitches available on request.

- Accommodates twists and turns
- Odd Angles
- Infinite Lengths
- Silent Drive
- Weight .11 oz./ft.
- Positive Drive
- Zero Backlash
- No Lubrication
- 90A Durometer
- Ultimate Tensile Strength 50 lbs. - 9 lbs./Pin when belt is used in open loop configuration (without splice, no crimp bushing).
- Temperature Range +180°F to -15°F
- Recommended Operating Load 12 lbs.
- Recommended Max. Operating Speed 376 feet/min.

BULK FOOTAGE - NOT SPLICED	
STOCK NO.	LENGTH
32GBF-5FT	5 FT
32GBF-10FT	10 FT
32GBF-25FT	25 FT
32GBF-50FT	50 FT
32GBF-100FT	100 FT

E-Z ENTRY BELT PULLEYS

PITCH	CIRCULAR PITCH	BORE	STYLE	MATERIALS	BERG'S ® NAME	BELT
32	**.0982**	**3/8"**	**HUBLESS**	2024-T4 Aluminum Anodized	**Flex-E-Belt®**	Operates with 32GBF Series

STOCK NO.	NO. OF TEETH	PITCH DIA.	OUTSIDE DIA.
32C6-20	20 •	.6250	.688
32C6-22	22 •	.6875	.750
32C6-24	24 •	.7500	.813
32C6-26	26	.8125	.875
32C6-28	28	.8750	.938
32C6-30	30	.9375	1.000
32C6-32	32	1.0000	1.063
32C6-36	36	1.1250	1.188
32C6-40	40	1.2500	1.313
32C6-48	48	1.5000	1.563
32C6-56	56	1.7500	1.813
32C6-64	64	2.0000	2.063
32C6-72	72	2.2500	2.313
32C6-80	80	2.5000	2.563
32C6-88	88	2.7500	2.813
32C6-96	96	3.0000	3.063
32C6-112	112	3.5000	3.563
32C6-128	128	4.0000	4.063

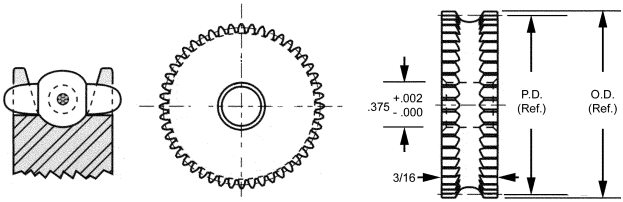

When used with 32GBF belt, use as an idler only.
Other numbers of teeth available on request.

Teeth could be anodized.

PITCH	CIRCULAR PITCH	BORE	STYLE	MATERIALS	BERG'S ® NAME	BELT
32	**.0982**	**1/8"**	**PIN HUB**	2024-T4 Aluminum Anodized	**Flex-E-Belt®**	Operates with 32GBF Series

STOCK NO.	NO. OF TEETH	PITCH DIA.	OUTSIDE DIA.
32D2-16	16 •*	.5000	.563
32D2-18	18 •*	.5625	.625
32D2-20	20 •*	.6250	.688
32D2-22	22 •*	.6875	.750
32D2-24	24 *	.7500	.813
32D2-26	26	.8125	.875
32D2-28	28	.8750	.938
32D2-30	30	.9375	1.000
32D2-32	32	1.0000	1.062
32D2-36	36	1.1250	1.187
32D2-40	40	1.2500	1.313
32D2-48	48	1.5000	1.563
32D2-56	56	1.7500	1.813
32D2-64	64	2.0000	2.063
32D2-72	72	2.2500	2.313
32D2-80	80	2.5000	2.563
32D2-88	88	2.7500	2.813
32D2-96	96	3.0000	3.063
32D2-112	112	3.5000	3.563
32D2-128	128	4.0000	4.063

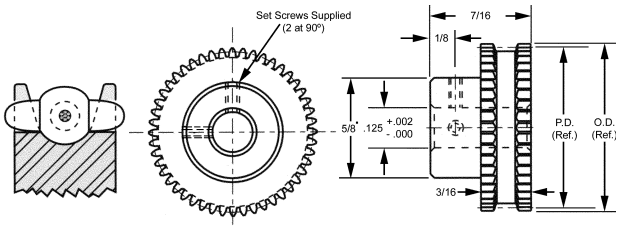

• For 16-22 teeth, hub diameter equals .41.
When used with 32GBF belt, use as an idler only.
Other numbers of teeth available on request.

Teeth could be anodized.

E-Z ENTRY BELT PULLEYS

PITCH	CIRCULAR PITCH	BORE	STYLE	MATERIALS	BERG'S ® NAME	BELT
32	**.0982**	**3/16"**	**PIN HUB**	2024-T4 Aluminum Anodized	**Flex-E-Belt®**	Operates with 32GBF Series

STOCK NO.	NO. OF TEETH	PITCH DIA.	OUTSIDE DIA.
32D3-16	16 •*	.5000	.563
32D3-18	18 •*	.5625	.625
32D3-20	20 •*	.6250	.688
32D3-22	22 •*	.6875	.750
32D3-24	24 *	.7500	.813
32D3-26	26	.8125	.875
32D3-28	28	.8750	.938
32D3-30	30	.9375	1.000
32D3-32	32	1.0000	1.063
32D3-36	36	1.1250	1.188
32D3-40	40	1.2500	1.313
32D3-48	48	1.5000	1.563
32D3-56	56	1.7500	1.813
32D3-64	64	2.0000	2.063
32D3-72	72	2.2500	2.313
32D3-80	80	2.5000	2.563
32D3-88	88	2.7500	2.813
32D3-96	96	3.0000	3.063
32D3-112	112	3.5000	3.563
32D3-128	128	4.0000	4.063



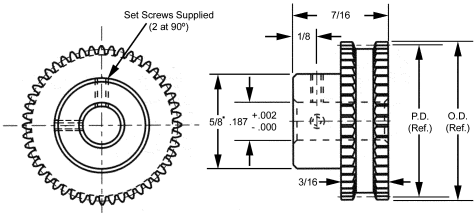

• For 16-22 teeth, hub diameter equals .41.
When used with 32GBF belt, use as an idler only.
Other numbers of teeth available on request.

Teeth could be anodized.

PITCH	CIRCULAR PITCH	BORE	STYLE	MATERIALS	BERG'S ® NAME	BELT
32	**.0982**	**1/4"**	**PIN HUB**	2024-T4 Aluminum Anodized	**Flex-E-Belt®**	Operates with 32GBF Series

STOCK NO.	NO. OF TEETH	PITCH DIA.	OUTSIDE DIA.
32D4-16	16 •*	.5000	.563
32D4-18	18 •*	.5625	.625
32D4-20	20 •*	.6250	.688
32D4-22	22 •*	.6875	.750
32D4-24	24 *	.7500	.813
32D4-26	26	.8125	.875
32D4-28	28	.8750	.9378
32D4-30	30	.9375	1.000
32D4-32	32	1.0000	1.063
32D4-36	36	1.1250	1.1878
32D4-40	40	1.2500	1.313
32D4-48	48	1.5000	1.563
32D4-56	56	1.7500	1.813
32D4-64	64	2.0000	2.063
32D4-72	72	2.2500	2.313
32D4-80	80	2.5000	2.563
32D4-88	88	2.7500	2.813
32D4-96	96	3.0000	3.063
32D4-112	112	3.5000	3.563
32D4-128	128	4.0000	4.063



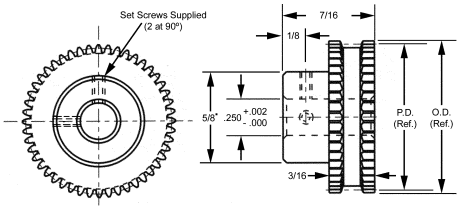

• For 16-22 teeth, hub diameter equals .41.
When used with 32GBF belt, use as an idler only.
Other numbers of teeth available on request.

Teeth could be anodized.

E-Z ENTRY BELT PULLEYS

PITCH	CIRCULAR PITCH	SHAFT DIAMETER	STYLE	MATERIALS	BERG'S ® NAME	BELT
32	**.0982**	**.2497**	**PINION SHAFT**	303 Stainless Steel	**Flex-E-Belt®**	Operates with 32GBF Series

A

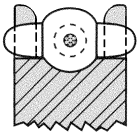

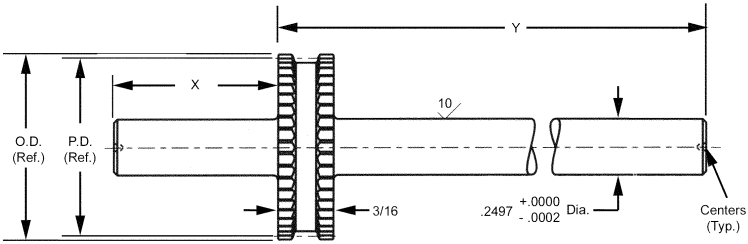

STOCK NO.	NO. OF TEETH	X	Y	PITCH DIA.	OUTSIDE DIA.
GPS-1	14 •	—	3.187	.4375	.500
GPS-2	15 •	—	3.187	.4687	.531
GPS-3	16 *	—	3.187	.5000	.562
GPS-4	14 •	1.500	1.687	.4375	.500
GPS-5	15 •	1.500	1.687	.4687	.531
GPS-6	16 *	1.500	1.687	.5000	.562

• For idler use only.
* When used with 32GBF belt, use as an idler only.

Other numbers of teeth available on request.



E-Z ENTRY BELT PULLEYS

PITCH	CIRCULAR PITCH	BORE	STYLE	MATERIALS	BERG'S ® NAME	BELT
32	**.0982**	**1/8"**	**CLUSTER HUB**	303 Stainless Steel	**Flex-E-Belt®**	Operates with 32GBF Series

STOCK NO.	NO. OF TEETH	PITCH DIA.	OUTSIDE DIA.
GPS-7	14 *	.4375	.500
GPS-8	15 *	.4688	.531
GPS-9	16 •	.5000	.563

Drive Belt Cluster Hubs
* For idler use only.
• When used with 32GBF belt, use as an idler only.
** Bore and shoulder concentric within .0005.

Other numbers of teeth available on request.

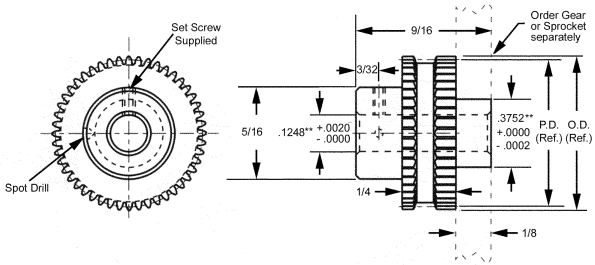

PITCH	CIRCULAR PITCH	BORE	STYLE	MATERIALS	BERG'S ® NAME	BELT
32	**.0982**	**3/16"**	**CLUSTER HUB**	303 Stainless Steel	**Flex-E-Belt®**	Operates with 32GBF Series

STOCK NO.	NO. OF TEETH	PITCH DIA.	OUTSIDE DIA.
GPS-10	14 *	.4375	.500
GPS-11	15 *	.4688	.531
GPS-12	16 •	.5000	.563

Drive Belt Cluster Hubs
* For idler use only.
• When used with 32GBF belt, use as an idler only.
** Bore and shoulder concentric within .0005.

Other numbers of teeth available on request.

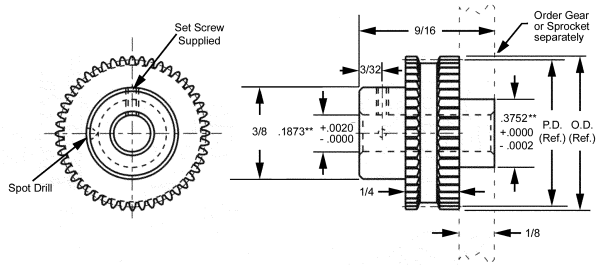

E-Z ENTRY BELT PULLEYS

PITCH	CIRCULAR PITCH	BORE	STYLE	MATERIALS	BERG'S ® NAME	BELT
32	**.0982**	**1/4"**	**CLUSTER HUB**	303 Stainless Steel	**Flex-E-Belt®**	Operates with 32GBF Series

A

STOCK NO.	NO. OF TEETH	PITCH DIA.	OUTSIDE DIA.
GPS-23	14 *	.4375	.500
GPS-24	15 *	.4688	.531
GPS-25	16 •	.5000	.563

Drive Belt Cluster Hubs
* For idler use only.
• When used with 32GBF belt, use as an idler only.
** Bore and shoulder concentric within .0005.

Other numbers of teeth available on request.

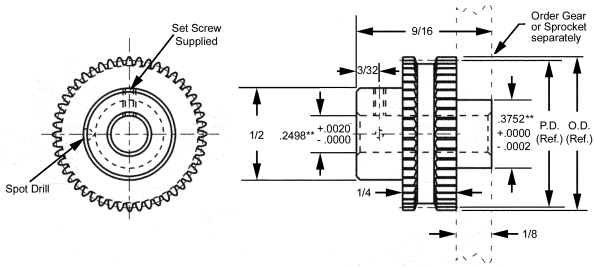

E-Z ENTRY BELT PULLEYS

PITCH	CIRCULAR PITCH	BORE	STYLE	MATERIALS	BERG'S ® NAME	BELT
32	**.0982**	**1/8"**	**PIN HUB**	303 Stainless Steel or 2024-T4 Aluminum Anodized	**Flex-E-Belt®**	Operates with 32GBF Series

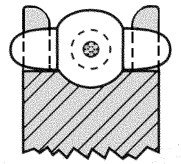

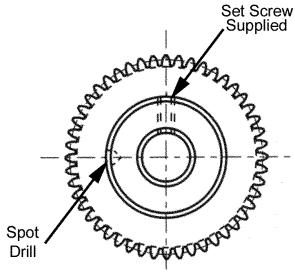

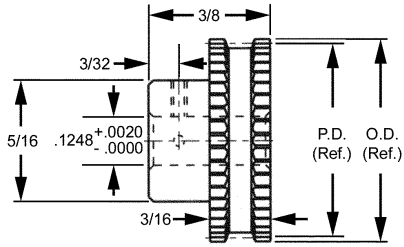

303 STAINLESS STEEL	2024-T4 ALUMINUM ANODIZED			
STOCK NO.	STOCK NO.	NO. OF TEETH	PITCH DIA.	OUTSIDE DIA.
GP32S14-14	GP32A14-14	14**	.4375	.500
GP32S14-15	GP32A14-15	15**	.4688	.531
GP32S14-16	GP32A14-16	16•	.5000	.563
GP32S14-18	GP32A14-18	18•	.5625	.625
GP32S14-20	GP32A14-20	20•	.6250	.688
GP32S14-22	GP32A14-22	22•	.6875	.750
GP32S14-24	GP32A14-24	24•	.7500	.813
GP32S14-26	GP32A14-26	26	.8125	.875
GP32S14-28	GP32A14-28	28	.8750	.938
GP32S14-30	GP32A14-30	30	.9375	1.000
GP32S14-32	GP32A14-32	32	1.0000	1.063
GP32S14-36	GP32A14-36	36	1.1250	1.188
GP32S14-40	GP32A14-40	40	1.2500	1.313
GP32S14-48	GP32A14-48	48	1.5000	1.563
GP32S14-56	GP32A14-56	56 *	1.7500	1.813
GP32S14-64	GP32A14-64	64 *	2.0000	2.063
GP32S14-72	GP32A14-72	72 *	2.2500	2.313
GP32S14-80	GP32A14-80	80 *	2.5000	2.563
GP32S14-88	GP32A14-88	88 *	2.7500	2.813
GP32S14-96	GP32A14-96	96 *	3.0000	3.063
GP32S14-112	GP32A14-112	112 *	3.5000	3.563
GP32S14-128	GP32A14-128	128 *	4.0000	4.063

* May be 2 piece construction with Stainless Steel Hub, outline and overall dimensions change slightly.
** For idler use only.
• When used with 32GBF, use as an idler only.
Other numbers of teeth available on request.

Teeth could be anodized.

E-Z ENTRY BELT PULLEYS

PITCH	CIRCULAR PITCH	BORE	STYLE	MATERIALS	BERG'S ® NAME	BELT
32	**.0982**	**3/16"**	**PIN HUB**	303 Stainless Steel or 2024-T4 Aluminum Anodized	**Flex-E-Belt®**	Operates with 32GBF Series

A

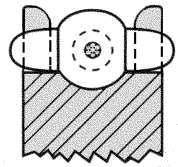

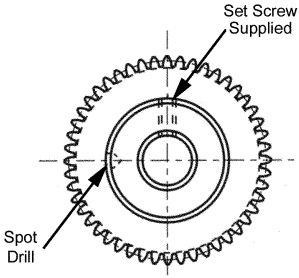

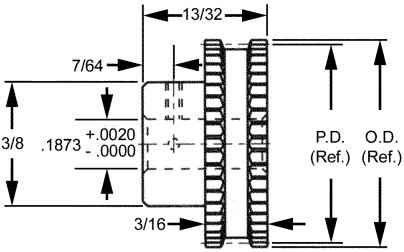

303 STAINLESS STEEL	2024-T4 ALUMINUM ANODIZED			
STOCK NO.	STOCK NO.	NO. OF TEETH	PITCH DIA.	OUTSIDE DIA.
GP32S21-15	GP32A21-15	15*	.4688	.531
GP32S21-16	GP32A21-16	16•	.5000	.563
GP32S21-18	GP32A21-18	18•	.5625	.625
GP32S21-20	GP32A21-20	20•	.6250	.688
GP32S21-22	GP32A21-22	22•	.6875	.750
GP32S21-24	GP32A21-24	24•	.7500	.813
GP32S21-26	GP32A21-26	26	.8125	.875
GP32S21-28	GP32A21-28	28	.8750	.938
GP32S21-30	GP32A21-30	30	.9375	1.000
GP32S21-32	GP32A21-32	32	1.0000	1.063
GP32S21-36	GP32A21-36	36	1.1250	1.188
GP32S21-40	GP32A21-40	40	1.2500	1.313
GP32S21-48	GP32A21-48	48	1.5000	1.563
GP32S21-56	GP32A21-56	56	1.7500	1.813
GP32S21-64	GP32A21-64	64	2.0000	2.063
GP32S21-72	GP32A21-72	72	2.2500	2.313
GP32S21-80	GP32A21-80	80	2.5000	2.563
GP32S21-88	GP32A21-88	88	2.7500	2.813
GP32S21-96	GP32A21-96	96	3.0000	3.063
GP32S21-112	GP32A21-112	112	3.5000	3.563
GP32S21-128	GP32A21-128	128	4.0000	4.063

* For idler use only.
• When used with 32GBF belt, use as an idler only.
Other numbers of teeth available on request.

Teeth could be anodized.

E-Z ENTRY BELT PULLEYS

PITCH	CIRCULAR PITCH	BORE	STYLE	MATERIALS	BERG'S ® NAME	BELT
32	**.0982**	**1/4"**	**PIN HUB**	303 Stainless Steel or 2024-T4 Aluminum Anodized	**Flex-E-Belt®**	Operates with 32GBF Series

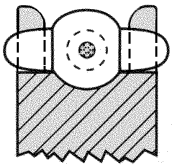

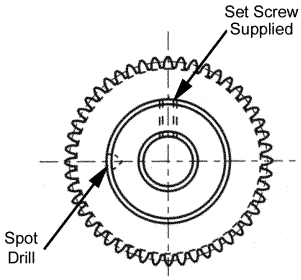

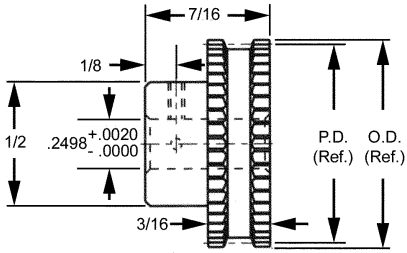

303 STAINLESS STEEL	2024-T4 ALUMINUM ANODIZED			
STOCK NO.	STOCK NO.	NO. OF TEETH	PITCH DIA.	OUTSIDE DIA.
GP32S28-20	GP32A28-20	20•	.6250	.688
GP32S28-22	GP32A28-22	22•	.6875	.750
GP32S28-24	GP32A28-24	24•	.7500	.813
GP32S28-26	GP32A28-26	26	.8125	.875
GP32S28-28	GP32A28-28	28	.8750	.938
GP32S28-30	GP32A28-30	30	.9375	1.000
GP32S28-32	GP32A28-32	32	1.0000	1.063
GP32S28-36	GP32A28-36	36	1.1250	1.188
GP32S28-40	GP32A28-40	40	1.2500	1.313
GP32S28-48	GP32A28-48	48	1.5000	1.563
GP32S28-56	GP32A28-56	56	1.7500	1.813
GP32S28-64	GP32A28-64	64	2.0000	2.063
GP32S28-72	GP32A28-72	72	2.2500	2.313
GP32S28-80	GP32A28-80	80	2.5000	2.563
GP32S28-88	GP32A28-88	88	2.7500	2.813
GP32S28-96	GP32A28-96	96	3.0000	3.063
GP32S28-112	GP32A28-112	112	3.5000	3.563
GP32S28-128	GP32A28-128	128	4.0000	4.063

• When used with 32GBF belt, use as an idler only.
Other numbers of teeth available on request.

Teeth could be anodized.

E-Z ENTRY BELT PULLEYS

PITCH	CIRCULAR PITCH	BORE	STYLE	MATERIALS	BERG'S ® NAME	BELT
32	**.0982**	**5/16"**	**PIN HUB**	303 Stainless Steel or 2024-T4 Aluminum Anodized	**Flex-E-Belt®**	Operates with 32GBF Series

A

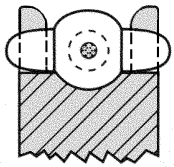

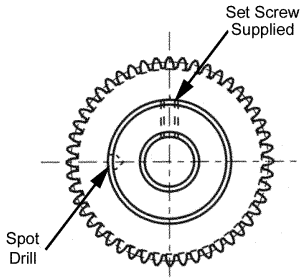

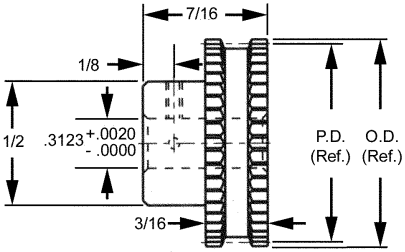

303 STAINLESS STEEL	2024-T4 ALUMINUM ANODIZED			
STOCK NO.	STOCK NO.	NO. OF TEETH	PITCH DIA.	OUTSIDE DIA.
GP32S32-20	GP32A32-20	20•	.6250	.688
GP32S32-22	GP32A32-22	22•	.6875	.750
GP32S32-24	GP32A32-24	24•	.7500	.813
GP32S32-26	GP32A32-26	26	.8125	.875
GP32S32-28	GP32A32-28	28	.8750	.938
GP32S32-30	GP32A32-30	30	.9375	1.000
GP32S32-32	GP32A32-32	32	1.0000	1.063
GP32S32-36	GP32A32-36	36	1.1250	1.188
GP32S32-40	GP32A32-40	40	1.2500	1.313
GP32S32-48	GP32A32-48	48	1.5000	1.563
GP32S32-56	GP32A32-56	56	1.7500	1.813
GP32S32-64	GP32A32-64	64	2.0000	2.063
GP32S32-72	GP32A32-72	72	2.2500	2.313
GP32S32-80	GP32A32-80	80	2.5000	2.563
GP32S32-88	GP32A32-88	88	2.7500	2.813
GP32S32-96	GP32A32-96	96	3.0000	3.063
GP32S32-112	GP32A32-112	112	3.5000	3.563
GP32S32-128	GP32A32-128	128	4.0000	4.063

• When used with 32GBF belt, use as an idler only.
Other numbers of teeth available on request.

Teeth could be anodized.

E-Z ENTRY BELT PULLEYS

PITCH	CIRCULAR PITCH	BORE	STYLE	MATERIALS	BERG'S ® NAME	BELT
32	**.0982**	**3/8"**	**HUBLESS**	303 Stainless Steel or 2024-T4 Aluminum Anodized	**Flex-E-Belt®**	Operates with 32GBF Series

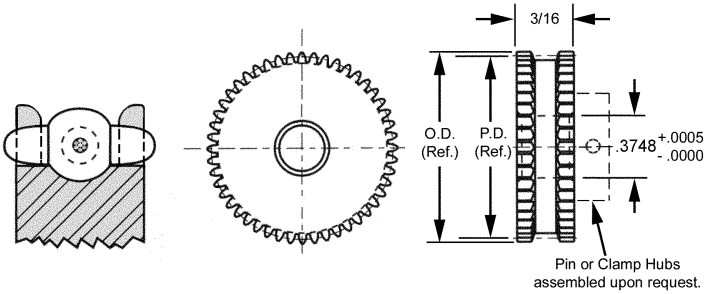

303 STAINLESS STEEL	2024-T4 ALUMINUM ANODIZED			
STOCK NO.	STOCK NO.	NO. OF TEETH	PITCH DIA.	OUTSIDE DIA.
GF32S5-24	GF32A5-24	24•	.7500	.813
GF32S5-25	GF32A5-25	25	.7813	.844
GF32S5-26	GF32A5-26	26	.8125	.875
GF32S5-27	GF32A5-27	27	.8438	.906
GF32S5-28	GF32A5-28	28	.8750	.938
GF32S5-29	GF32A5-29	29	.9063	.969
GF32S5-30	GF32A5-30	30	.9375	1.000
GF32S5-32	GF32A5-32	32	1.0000	1.063
GF32S5-36	GF32A5-36	36	1.1250	1.188
GF32S5-40	GF32A5-40	40	1.2500	1.313
GF32S5-48	GF32A5-48	48	1.5000	1.563
GF32S5-50	GF32A5-50	50	1.5625	1.625
GF32S5-56	GF32A5-56	56	1.7500	1.813
GF32S5-64	GF32A5-64	64	2.0000	2.063
GF32S5-72	GF32A5-72	72	2.2500	2.313
GF32S5-80	GF32A5-80	80	2.5000	2.563
GF32S5-88	GF32A5-88	88	2.7500	2.813
GF32S5-90	GF32A5-90	90	2.8125	2.875
GF32S5-96	GF32A5-96	96	3.0000	3.063
GF32S5-100	GF32A5-100	100	3.1250	3.188
GF32S5-112	GF32A5-112	112	3.5000	3.563
GF32S5-120	GF32A5-120	120	3.7500	3.813
GF32S5-128	GF32A5-128	128	4.0000	4.063

• When used with 32GBF belt, use as an idler only.
Other numbers of teeth available on request.

Teeth could be anodized.

For hubs, see section I.

E-Z ENTRY BELT PULLEYS

PITCH	CIRCULAR PITCH	BORE	STYLE	MATERIALS	BERG'S ® NAME	NOTE
32	**.0982**	**11/16"**	**HUBLESS**	303 Stainless Steel or 2024-T4 Aluminum Anodized	**Flex-E-Belt®**	Operates with 32GBF Series Belt

A

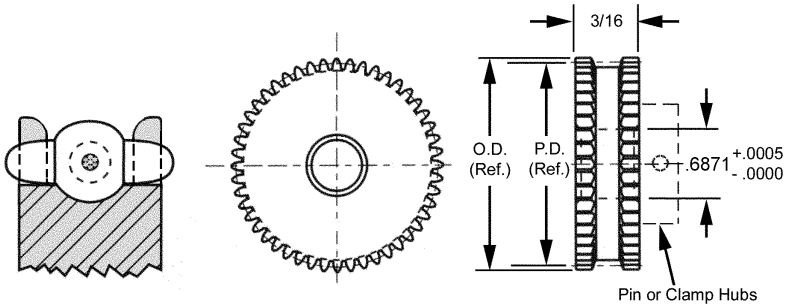

303 STAINLESS STEEL	2024-T4 ALUMINUM ANODIZED			
STOCK NO.	STOCK NO.	NO. OF TEETH	PITCH DIA.	OUTSIDE DIA.
GF32S19-24	GF32A19-24	24•	.7500	.813
GF32S19-25	GF32A19-25	25	.7813	.844
GF32S19-26	GF32A19-26	26	.8125	.875
GF32S19-27	GF32A19-27	27	.8438	.906
GF32S19-28	GF32A19-28	28	.8750	.938
GF32S19-29	GF32A19-29	29	.9063	.969
GF32S19-30	GF32A19-30	30	.9375	1.000
GF32S19-32	GF32A19-32	32	1.0000	1.063
GF32S19-36	GF32A19-36	36	1.1250	1.188
GF32S19-40	GF32A19-40	40	1.2500	1.313
GF32S19-48	GF32A19-48	48	1.5000	1.563
GF32S19-50	GF32A19-50	50	1.5625	1.625
GF32S19-56	GF32A19-56	56	1.7500	1.813
GF32S19-64	GF32A19-64	64	2.0000	2.063
GF32S19-72	GF32A19-72	72	2.2500	2.313
GF32S19-80	GF32A19-80	80	2.5000	2.563
GF32S19-88	GF32A19-88	88	2.7500	2.813
GF32S19-90	GF32A19-90	90	2.8125	2.875
GF32S19-96	GF32A19-96	96	3.0000	3.063
GF32S19-100	GF32A19-100	100	3.1250	3.188
GF32S19-112	GF32A19-112	112	3.5000	3.563
GF32S19-120	GF32A19-120	120	3.7500	3.813
GF32S19-128	GF32A19-128	128	4.0000	4.063

• When used with 32GBF belt, use as an idler only.
Other numbers of teeth available on request.

Teeth could be anodized.

For hubs, see section I.

E-Z ENTRY BELT PULLEYS

PITCH	CIRCULAR PITCH	BORE	STYLE	MATERIALS	BERG'S ® NAME	NOTE
32	**.0982**	**1/4"**	**CLAMP HUB**	303 Stainless Steel or 2024-T4 Aluminum Anodized	**Flex-E-Belt®**	Operates with 32GBF Series Belt

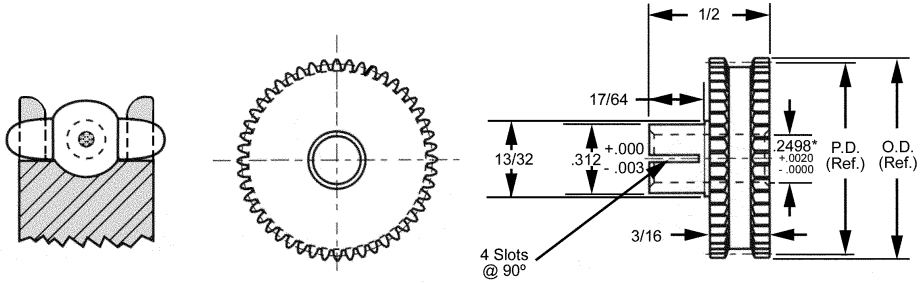

For clamps, see section I.

303 STAINLESS STEEL	2024-T4 ALUMINUM ANODIZED			
STOCK NO.	STOCK NO.	NO. OF TEETH	PITCH DIA.	OUTSIDE DIA.
GC32S28-14	GC32A28-14	14**	.4375	.500
GC32S28-15	GC32A28-15	15**	.4688	.531
GC32S28-16	GC32A28-16	16•	.5000	.563
GC32S28-18	GC32A28-18	18•	.5625	.625
GC32S28-20	GC32A28-20	20•	.6250	.688
GC32S28-22	GC32A28-22	22•	.6875	.750
GC32S28-24	GC32A28-24	24•	.7500	.813
GC32S28-26	GC32A28-26	26	.8125	.875
GC32S28-28	GC32A28-28	28	.8750	.938
GC32S28-30	GC32A28-30	30	.9375	1.000
GC32S28-32	GC32A28-32	32	1.0000	1.063
GC32S28-36	GC32A28-36	36	1.1250	1.188
GC32S28-40	GC32A28-40	40	1.2500	1.313
GC32S28-48	GC32A28-48	48	1.5000	1.563
GC32S28-56	GC32A28-56	56	1.7500	1.813
GC32S28-64	GC32A28-64	64	2.0000	2.063
GC32S28-72	GC32A28-72	72	2.2500	2.313
GC32S28-80	GC32A28-80	80	2.5000	2.563
GC32S28-88	GC32A28-88	88	2.7500	2.813
GC32S28-96	GC32A28-96	96	3.0000	3.063
GC32S28-112	GC32A28-112	112	3.5000	3.563
GC32S28-128	GC32A28-128	128	4.0000	4.063

* NOTE: 3/16" and 1/8" bores available on request.
** For idler use only.
• When used with 32GBF belt, use as an idler only.
Other numbers of teeth available upon request.

Teeth could be anodized.

GEAR DRIVE BELTS

PITCH	CIRCULAR PITCH	MATERIALS	BERG'S ® NAME	PULLEY
1/10	**.1000**	Polyurethane (Red) 1/32" Dia. Stainless Steel Cable*	**Flex-E-Belt®**	Operates with GP31 and GF31 series.

A

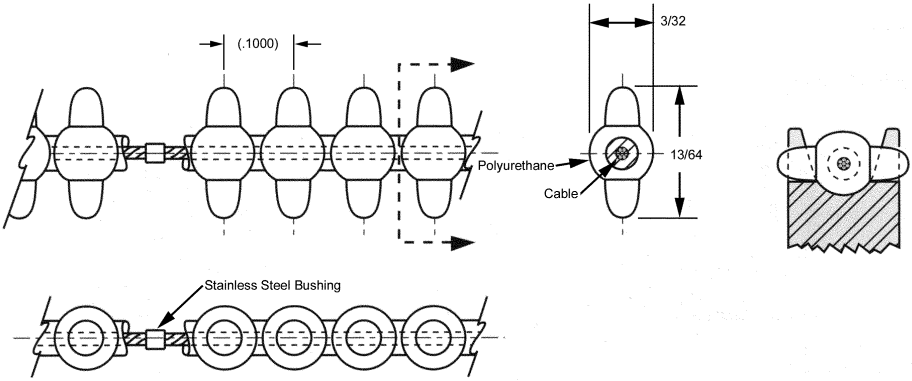

STOCK NO.	NO. OF PITCHES	LENGTH (Ref.)
31GBF-50-E	50	5.000
31GBF-52-E	52	5.200
31GBF-54-E	54	5.400
31GBF-56-E	56	5.600
31GBF-58-E	58	5.800
31GBF-60-E	60	6.000
31GBF-65-E	65	6.500
31GBF-70-E	70	7.000
31GBF-75-E	75	7.500
31GBF-80-E	80	8.000
31GBF-85-E	85	8.500
31GBF-90-E	90	9.000
31GBF-100-E	100	10.000
31GBF-110-E	110	11.000
31GBF-120-E	120	12.000
31GBF-130-E	130	13.000
31GBF-140-E	140	14.000
31GBF-150-E	150	15.000
31GBF-160-E	160	16.000
31GBF-170-E	170	17.000
31GBF-180-E	180	18.000
31GBF-190-E	190	19.000
31GBF-200-E	200	20.000
31GBF-210-E	210	21.000
31GBF-220-E	220	22.000
31GBF-230-E	230	23.000
31GBF-240-E	240	24.000
31GBF-250-E	250	25.000
31GBF-260-E	260	26.000
31GBF-270-E	270	27.000
31GBF-280-E	280	28.000
31GBF-300-E	300	30.000
31GBF-350-E	350	35.000
31GBF-400-E	400	40.000
31GBF-480-E	480	48.000
31GBF-500-E	500	50.000
31GBF-800-E	800	80.000

- For Field Splice Kit order 32GBF-7.

* Available with Aramid Core. See page VII for alternative belt construction or reverse bending applications.

** Reduce operating load rating by 50% for field splices.

- Odd Angles
- Infinite Lengths
- Accommodates twists and turns
- Positive Drive
- Zero Backlash
- No Lubrication
- Weight .11 oz./ft.
- 90A Durometer
- Ultimate Tensile Strength 50 lbs. - 8 lbs./Pin when belt is used in open loop configuration (without splice, no crimp bushing).
- Temperature Range +180°F to -15°F
- Recommended Operating Load 12 lbs.
- Recommended Max. Operating Speed 376 feet/min.

BULK FOOTAGE - NOT SPLICED	
STOCK NO.	LENGTH
31GBF-5FT	5 FT
31GBF-10FT	10 FT
31GBF-25FT	25 FT
31GBF-50FT	50 FT
31GBF-100FT	100 FT

E-Z ENTRY BELT PULLEYS

PITCH	CIRCULAR PITCH	BORE	STYLE	MATERIALS	BERG'S ® NAME	BELT
1/10	**.1000**	**1/8"**	**PIN HUB**	303 Stainless Steel or 2024-T4 Aluminum Anodized	**Flex-E-Belt®**	Operates with 31GBF Series



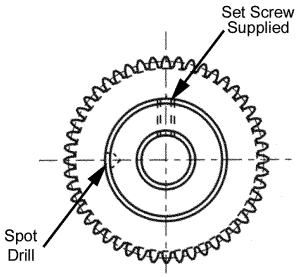

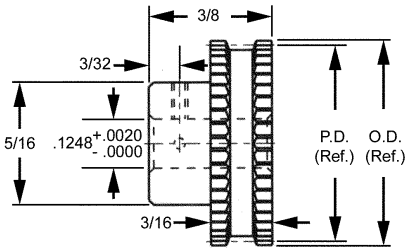

303 STAINLESS STEEL	2024-T4 ALUMINUM ANODIZED			
STOCK NO.	STOCK NO.	NO. OF TEETH	PITCH DIA.	OUTSIDE DIA.
GP31S14-14	GP31A14-14	14**	.4456	.510
GP31S14-15	GP31A14-15	15**	.4775	.541
GP31S14-16	GP31A14-16	16**	.5093	.573
GP31S14-18	GP31A14-18	18**	.5729	.637
GP31S14-20	GP31A14-20	20**	.6366	.701
GP31S14-22	GP31A14-22	22**	.7003	.764
GP31S14-24	GP31A14-24	24	.7639	.828
GP31S14-26	GP31A14-26	26	.8276	.892
GP31S14-28	GP31A14-28	28	.8912	.955
GP31S14-30	GP31A14-30	30	.9549	1.019
GP31S14-32	GP31A14-32	32	1.0186	1.083
GP31S14-36	GP31A14-36	36	1.1459	1.210
GP31S14-40	GP31A14-40	40	1.2732	1.337
GP31S14-48	GP31A14-48	48	1.5278	1.592
GP31S14-56	GP31A14-56	56*	1.7825	1.846
GP31S14-64	GP31A14-64	64*	2.0371	2.101
GP31S14-72	GP31A14-72	72*	2.2918	2.356
GP31S14-80	GP31A14-80	80*	2.5464	2.610
GP31S14-88	GP31A14-88	88*	2.8010	2.865
GP31S14-96	GP31A14-96	96*	3.0557	3.120
GP31S14-112	GP31A14-112	112*	3.5650	3.629
GP31S14-128	GP31A14-128	128*	4.0742	4.138

* May be 2 piece construction with 303 Stainless Steel Hub, outline and overall dimensions change slightly.
** Pulleys with .750 P.D. and smaller are for idler use only.
Other numbers of teeth available on request.

Teeth could be anodized.

E-Z ENTRY BELT PULLEYS

PITCH	CIRCULAR PITCH	BORE	STYLE	MATERIALS	BERG'S ® NAME	BELT
1/10	**.1000**	**3/16"**	**PIN HUB**	303 Stainless Steel or 2024-T4 Aluminum Anodized	**Flex-E-Belt®**	Operates with 31GBF Series

A



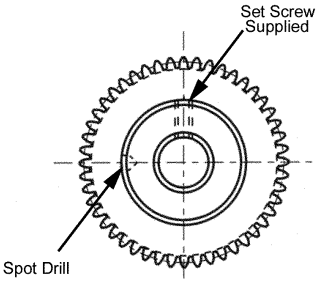

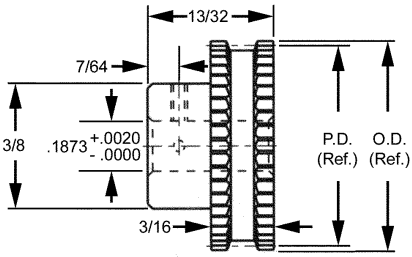

303 STAINLESS STEEL	2024-T4 ALUMINUM ANODIZED			
STOCK NO.	STOCK NO.	NO. OF TEETH	PITCH DIA.	OUTSIDE DIA.
GP31S21-15	GP31A21-15	15**	.4775	.541
GP31S21-16	GP31A21-16	16**	.5093	.573
GP31S21-18	GP31A21-18	18**	.5729	.637
GP31S21-20	GP31A21-20	20**	.6366	.701
GP31S21-22	GP31A21-22	22**	.7003	.764
GP31S21-24	GP31A21-24	24	.7639	.828
GP31S21-26	GP31A21-26	26	.8276	.892
GP31S21-28	GP31A21-28	28	.8912	.955
GP31S21-30	GP31A21-30	30	.9549	1.019
GP31S21-32	GP31A21-32	32	1.0186	1.083
GP31S21-36	GP31A21-36	36	1.1459	1.210
GP31S21-40	GP31A21-40	40	1.2732	1.337
GP31S21-48	GP31A21-48	48	1.5278	1.592
GP31S21-56	GP31A21-56	56	1.7825	1.846
GP31S21-64	GP31A21-64	64	2.0371	2.101
GP31S21-72	GP31A21-72	72	2.2918	2.356
GP31S21-80	GP31A21-80	80	2.5464	2.610
GP31S21-88	GP31A21-88	88	2.8010	2.865
GP31S21-96	GP31A21-96	96	3.0557	3.120
GP31S21-112	GP31A21-112	112	3.5650	3.629
GP31S21-128	GP31A21-128	128	4.0742	4.138

** Pulleys with .750 P.D. and smaller are for idler use only.
Other numbers of pitches are available on request.

Teeth could be anodized.

E-Z ENTRY BELT PULLEYS

PITCH	CIRCULAR PITCH	BORE	STYLE	MATERIALS	BERG'S ® NAME	BELT
1/10	**.1000**	**1/4"**	**PIN HUB**	303 Stainless Steel or 2024-T4 Aluminum Anodized	**Flex-E-Belt®**	Operates with 31GBF Series



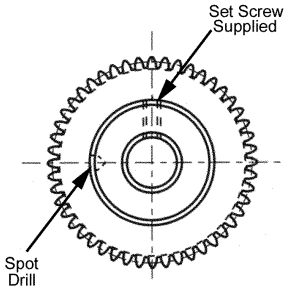

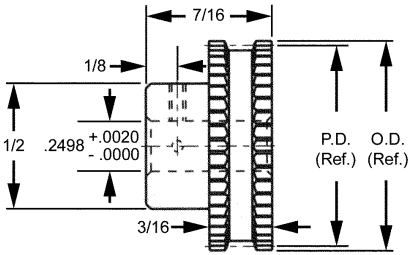

303 STAINLESS STEEL	2024-T4 ALUMINUM ANODIZED			
STOCK NO.	STOCK NO.	NO. OF TEETH	PITCH DIA.	OUTSIDE DIA.
GP31S28-20	GP31A28-20	20**	.6366	.701
GP31S28-22	GP31A28-22	22**	.7003	.764
GP31S28-24	GP31A28-24	24	.7639	.828
GP31S28-26	GP31A28-26	26	.8276	.892
GP31S28-28	GP31A28-28	28	.8912	.955
GP31S28-30	GP31A28-30	30	.9549	1.019
GP31S28-32	GP31A28-32	32	1.0186	1.083
GP31S28-36	GP31A28-36	36	1.1459	1.210
GP31S28-40	GP31A28-40	40	1.2732	1.337
GP31S28-48	GP31A28-48	48	1.5278	1.592
GP31S28-56	GP31A28-56	56	1.7825	1.846
GP31S28-64	GP31A28-64	64	2.0371	2.101
GP31S28-72	GP31A28-72	72	2.2918	2.356
GP31S28-80	GP31A28-80	80	2.5464	2.610
GP31S28-88	GP31A28-88	88	2.8010	2.865
GP31S28-96	GP31A28-96	96	3.0557	3.120
GP31S28-112	GP31A28-112	112	3.5650	3.629
GP31S28-128	GP31A28-128	128	4.0742	4.138

** Pulleys with .750 P.D. and smaller for idler use only.
Other numbers of teeth are available on request.

Teeth could be anodized.

E-Z ENTRY BELT PULLEYS

PITCH	CIRCULAR PITCH	BORE	STYLE	MATERIALS	BERG'S ® NAME	BELT
1/10	**.1000**	**5/16"**	**PIN HUB**	303 Stainless Steel or 2024-T4 Aluminum Anodized	**Flex-E-Belt®**	Operates with 31GBF Series

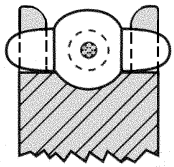

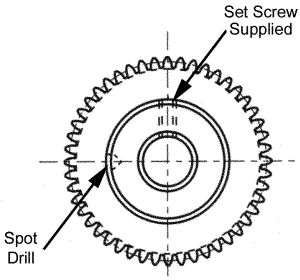

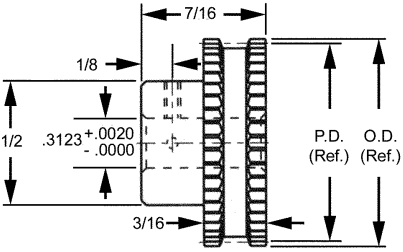

303 STAINLESS STEEL	2024-T4 ALUMINUM ANODIZED			
STOCK NO.	STOCK NO.	NO. OF TEETH	PITCH DIA.	OUTSIDE DIA.
GP31S32-20	GP31A32-20	20**	.6366	.701
GP31S32-22	GP31A32-22	22**	.7003	.764
GP31S32-24	GP31A32-24	24	.7639	.828
GP31S32-26	GP31A32-26	26	.8276	.892
GP31S32-28	GP31A32-28	28	.8912	.955
GP31S32-30	GP31A32-30	30	.9549	1.019
GP31S32-32	GP31A32-32	32	1.0186	1.083
GP31S32-36	GP31A32-36	36	1.1459	1.210
GP31S32-40	GP31A32-40	40	1.2732	1.337
GP31S32-48	GP31A32-48	48	1.5278	1.592
GP31S32-56	GP31A32-56	56	1.7825	1.846
GP31S32-64	GP31A32-64	64	2.0371	2.101
GP31S32-72	GP31A32-72	72	2.2918	2.356
GP31S32-80	GP31A32-80	80	2.5464	2.610
GP31S32-88	GP31A32-88	88	2.8010	2.865
GP31S32-96	GP31A32-96	96	3.0557	3.120
GP31S32-112	GP31A32-112	112	3.5650	3.629
GP31S32-128	GP31A32-128	128	4.0742	4.138

** Pulleys with .750 P.D. and smaller for idler use only.
Other numbers of teeth are available on request.

Teeth could be anodized.

E-Z ENTRY BELT PULLEYS

PITCH	CIRCULAR PITCH	BORE	STYLE	MATERIALS	BERG'S ® NAME	BELT
1/10	**.1000**	**3/8"**	**HUBLESS**	303 Stainless Steel or 2024-T4 Aluminum Anodized	**Flex-E-Belt®**	Operates with 31GBF Series

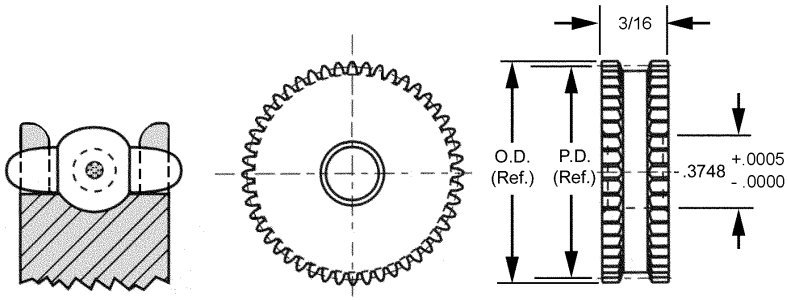

303 STAINLESS STEEL	2024-T4 ALUMINUM ANODIZED			
STOCK NO.	STOCK NO.	NO. OF TEETH	PITCH DIA.	OUTSIDE DIA.
GF31S5-24	GF31A5-24	24	.7639	.828
GF31S5-25	GF31A5-25	25	.7958	.860
GF31S5-26	GF31A5-26	26	.8276	.892
GF31S5-27	GF31A5-27	27	.8594	.923
GF31S5-28	GF31A5-28	28	.8912	.955
GF31S5-29	GF31A5-29	29	.9231	.987
GF31S5-30	GF31A5-30	30	.9549	1.019
GF31S5-32	GF31A5-32	32	1.0185	1.083
GF31S5-36	GF31A5-36	36	1.1459	1.210
GF31S5-40	GF31A5-40	40	1.2732	1.337
GF31S5-48	GF31A5-48	48	1.5278	1.592
GF31S5-50	GF31A5-50	50	1.5915	1.656
GF31S5-56	GF31A5-56	56	1.7825	1.846
GF31S5-64	GF31A5-64	64	2.0371	2.101
GF31S5-72	GF31A5-72	72	2.2918	2.355
GF31S5-80	GF31A5-80	80	2.5464	2.610
GF31S5-88	GF31A5-88	88	2.8010	2.865
GF31S5-90	GF31A5-90	90	2.8647	2.929
GF31S5-96	GF31A5-96	96	3.0557	3.120
GF31S5-100	GF31A5-100	100	3.1830	3.247
GF31S5-112	GF31A5-112	112	3.5650	3.629
GF31S5-120	GF31A5-120	120	3.8196	3.884
GF31S5-128	GF31A5-128	128	4.0743	4.138

Other numbers of teeth available on request.
Pin or Clamp hubs assembled on request.

Teeth could be anodized.

E-Z ENTRY BELT PULLEYS

PITCH	CIRCULAR PITCH	BORE	STYLE	MATERIALS	BERG'S ® NAME	BELT
1/10	**.1000**	**11/16"**	**HUBLESS**	303 Stainless Steel or 2024-T4 Aluminum Anodized	**Flex-E-Belt®**	Operates with 31GBF Series

A

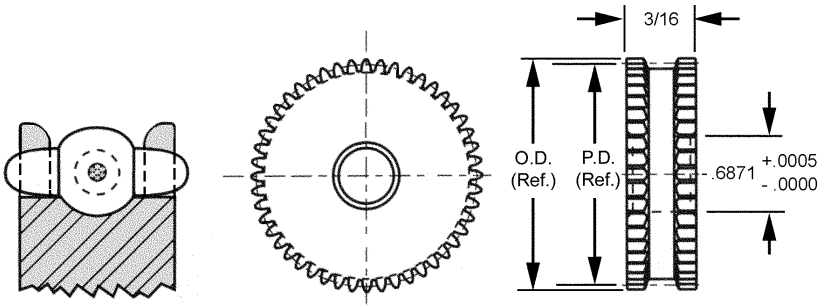

303 STAINLESS STEEL	2024-T4 ALUMINUM ANODIZED			
STOCK NO.	STOCK NO.	NO. OF TEETH	PITCH DIA.	OUTSIDE DIA.
GF31S19-27	GF31A19-27	27	.8594	.923
GF31S19-28	GF31A19-28	28	.8912	.955
GF31S19-29	GF31A19-29	29	.9231	.987
GF31S19-30	GF31A19-30	30	.9549	1.019
GF31S19-32	GF31A19-32	32	1.0185	1.083
GF31S19-36	GF31A19-36	36	1.1459	1.210
GF31S19-40	GF31A19-40	40	1.2732	1.337
GF31S19-48	GF31A19-48	48	1.5278	1.592
GF31S19-50	GF31A19-50	50	1.5915	1.656
GF31S19-56	GF31A19-56	56	1.7825	1.846
GF31S19-64	GF31A19-64	64	2.0371	2.101
GF31S19-72	GF31A19-72	72	2.2918	2.356
GF31S19-80	GF31A19-80	80	2.5464	2.610
GF31S19-88	GF31A19-88	88	2.8010	2.865
GF31S19-90	GF31A19-90	90	2.8647	2.929
GF31S19-96	GF31A19-96	96	3.0557	3.120
GF31S19-100	GF31A19-100	100	3.1830	3.247
GF31S19-112	GF31A19-112	112	3.5650	3.629
GF31S19-120	GF31A19-120	120	3.8196	3.884
GF31S19-128	GF31A19-128	128	4.0743	4.138

Other numbers of teeth available on request.
Pin or Clamp hubs assembled on request.

Teeth could be anodized.

GEAR DRIVE BELTS

PITCH	CIRCULAR PITCH	MATERIALS	BERG'S ® NAME	PULLEY
24	**.1309**	Polyurethane (Red) 1/32" Dia. Stainless Steel Cable	**Flex-E-Belt®**	Operates with 24C and 24D series.

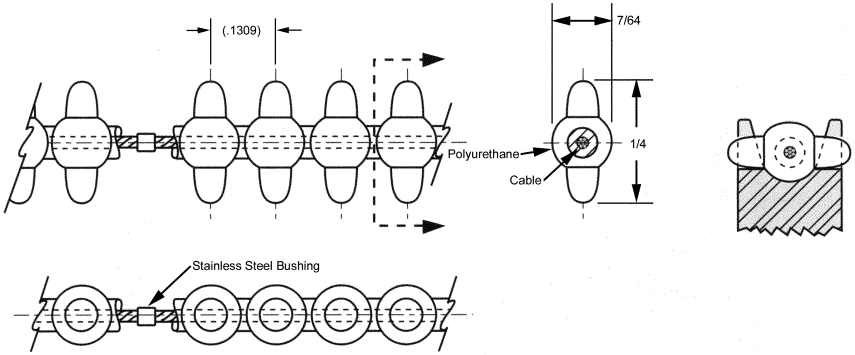

STOCK NO.	NO. OF PITCHES	LENGTH (Ref.)
24GBF-50-E	50	6.545
24GBF-52-E	52	6.807
24GBF-54-E	54	7.069
24GBF-56-E	56	7.330
24GBF-58-E	58	7.592
24GBF-60-E	60	7.854
24GBF-62-E	62	8.116
24GBF-64-E	64	8.378
24GBF-66-E	66	8.639
24GBF-68-E	68	8.901
24GBF-70-E	70	9.163
24GBF-75-E	75	9.817
24GBF-80-E	80	10.472
24GBF-85-E	85	11.126
24GBF-90-E	90	11.781
24GBF-95-E	95	12.435
24GBF-100-E	100	13.090
24GBF-105-E	105	13.744
24GBF-110-E	110	14.399
24GBF-115-E	115	15.053
24GBF-120-E	120	15.708
24GBF-130-E	130	17.017
24GBF-140-E	140	18.326
24GBF-150-E	150	19.635
24GBF-160-E	160	20.944
24GBF-170-E	170	22.253
24GBF-180-E	180	23.562
24GBF-190-E	190	24.870
24GBF-200-E	200	26.180
24GBF-220-E	220	28.798
24GBF-240-E	240	31.416
24GBF-260-E	260	34.034
24GBF-280-E	280	36.652
24GBF-300-E	300	39.270
24GBF-320-E	320	41.888
24GBF-360-E	360	47.124
24GBF-420-E	420	54.978

For Field Splice Kit order 24GBF-7.

* Available with Aramid Core. See page VII for alternative belt construction or reverse bending applications.

** Reduce operating load rating by 50% for field splices.

- Positive Drive
- Accommodates twists and turns
- Odd Angles
- No Lubrication
- Infinite Lengths
- Zero Backlash
- Weight .13 oz./ft.
- 90A Durometer
- Ultimate Tensile Strength 50 lbs. - 9 lbs./Pin when belt is used in open loop configuration (without splice, no crimp bushing)
- Recommended Operating Load 12 lbs.
- Recommended Max. Operating Speed 376 feet/min.
- Temperature Range +180°F to -15°F

Other numbers of pitches available on request.

BULK FOOTAGE - NOT SPLICED	
STOCK NO.	LENGTH
24GBF-5FT	5 FT
24GBF-10FT	10 FT
24GBF-25FT	25 FT
24GBF-50FT	50 FT
24GBF-100FT	100 FT

E-Z ENTRY BELT PULLEYS

PITCH	CIRCULAR PITCH	BORE	STYLE	MATERIALS	BERG'S ® NAME	BELT
24	**.1309**	**3/8"**	**HUBLESS**	2024-T4 Aluminum Red Anodized	**Flex-E-Belt®**	Operates with 24GBF Series

A

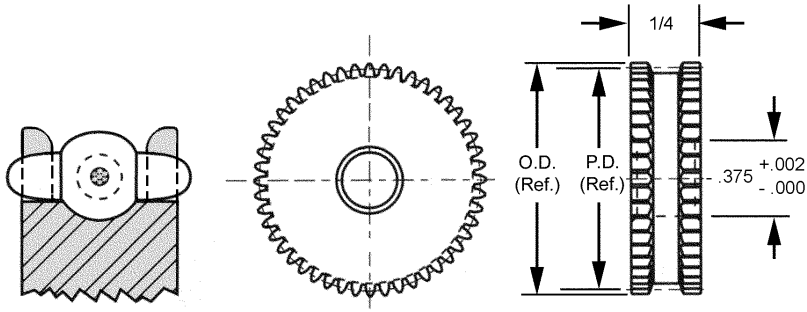

STOCK NO.	NO. OF TEETH	PITCH DIA.	OUTSIDE DIA.
24C6-15	15**	.6250	.708
24C6-16	16**	.6667	.750
24C6-18	18**	.7500	.833
24C6-20	20	.8333	.917
24C6-21	21	.8750	.958
24C6-24	24	1.0000	1.083
24C6-30	30	1.2500	1.333
24C6-36	36	1.5000	1.583
24C6-42	42	1.7500	1.833
24C6-48	48	2.0000	2.083
24C6-60	60	2.5000	2.583
24C6-72	72	3.0000	3.083
24C6-96	96	4.0000	4.083
24C6-120	120	5.0000	5.083
24C6-144	144	6.0000	6.083

** Pulleys with .750 P.D. and smaller for idler use only.

Teeth could be anodized.

E-Z ENTRY BELT PULLEYS

PITCH	CIRCULAR PITCH	BORE	STYLE	MATERIALS	BERG'S ® NAME	BELT
24	**.1309**	**1/4"**	**PIN HUB**	2024-T4 Aluminum Anodized	**Flex-E-Belt®**	Operates with 24GBF Series

STOCK NO.	NO. OF TEETH	PITCH DIA.	OUTSIDE DIA.
24D4-14	14*•	.5833	.667
24D4-15	15*•	.6250	.708
24D4-16	16*•	.6667	.750
24D4-18	18*•	.7500	.833
24D4-20	20 •	.8333	.917
24D4-21	21	.8750	.958
24D4-24	24	1.0000	1.083
24D4-30	30	1.2500	1.333
24D4-36	36	1.5000	1.583
24D4-42	42	1.7500	1.833
24D4-48	48	2.0000	2.083
24D4-60	60	2.5000	2.583
24D4-72	72	3.0000	3.083
24D4-96	96	4.0000	4.083
24D4-120	120	5.0000	5.083
24D4-144	144	6.0000	6.083

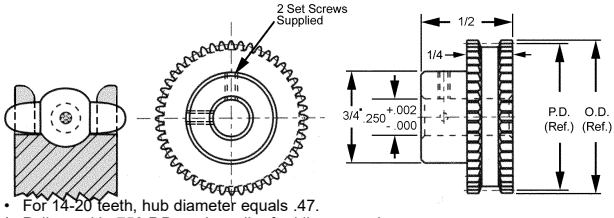

- • For 14-20 teeth, hub diameter equals .47.
- * Pulleys with .750 P.D. and smaller for idler use only.

Teeth could be anodized.

PITCH	CIRCULAR PITCH	BORE	STYLE	MATERIALS	BERG'S ® NAME	BELT
24	**.1309**	**3/8"**	**PIN HUB**	2024-T4 Aluminum Anodized	**Flex-E-Belt®**	Operates with 24GBF Series

STOCK NO.	NO. OF TEETH	PITCH DIA.	OUTSIDE DIA.
24D6-18	18*•	.7500	.833
24D6-20	20 •	.8333	.917
24D6-21	21	.8750	.958
24D6-24	24	1.0000	1.083
24D6-30	30	1.2500	1.333
24D6-36	36	1.5000	1.583
24D6-42	42	1.7500	1.833
24D6-48	48	2.0000	2.083
24D6-60	60	2.5000	2.583
24D6-72	72	3.0000	3.083
24D6-96	96	4.0000	4.083
24D6-120	120	5.0000	5.083
24D6-144	144	6.0000	6.083

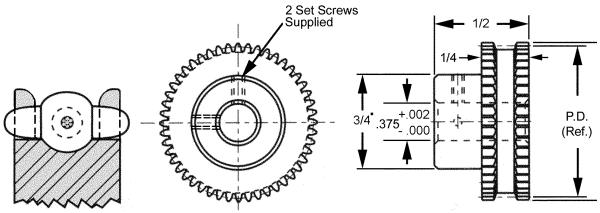

- • For 18-20 teeth, hub diameter equals .64.
- * Pulleys with .750 P.D. and smaller for idler use only.

Teeth could be anodized.

PITCH	CIRCULAR PITCH	BORE	STYLE	MATERIALS	BERG'S ® NAME	BELT
24	**.1309**	**1/2"**	**PIN HUB**	2024-T4 Aluminum Anodized	**Flex-E-Belt®**	Operates with 24GBF Series

STOCK NO.	NO. OF TEETH	PITCH DIA.	OUTSIDE DIA.
24D8-20	20•	.8333	.917
24D8-21	21	.8750	.958
24D8-24	24	1.0000	1.083
24D8-30	30	1.2500	1.333
24D8-36	36	1.5000	1.583
24D8-42	42	1.7500	1.833
24D8-48	48	2.0000	2.083
24D8-60	60	2.5000	2.583
24D8-72	72	3.0000	3.083
24D8-96	96	4.0000	4.083
24D8-120	120	5.0000	5.083
24D8-144	144	6.0000	6.083

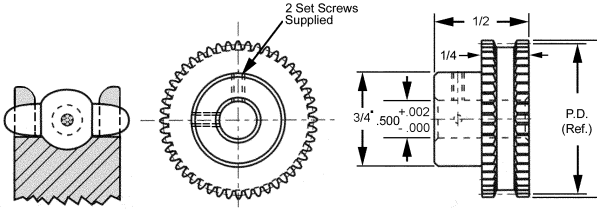

- • For 20 teeth, hub diameter equals .72.
- * Pulleys with .750 P.D. and smaller for idler use only.

Teeth could be anodized.

FIELD SPLICE KITS

Splicing Procedures:

1. Cut Berg Flex-E-Belt sharp and square as shown using cutter, to desired number of pitches, plus one pitch.

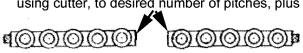

2. Cut plastic jacket (one pitch each side) lightly with a sharp razor blade as shown (all around). Strip or twist off jacket carefully.

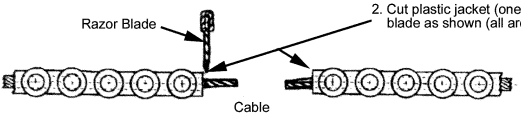

3. Slide stripped cable into oval splice bushing carefully. **Caution:** Do not fray cable. Feed cable into chamfered end of bushing last.

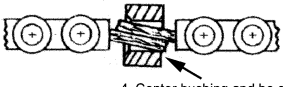

4. Center bushing and be certain belt is straight before crimping.

5. Assemble crimp tool over splice bushing and squeeze lightly for maximum bond to cable.

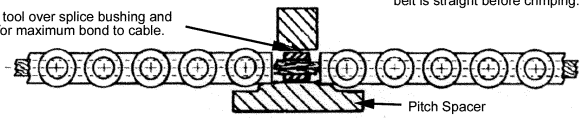

STOCK NO.	FIELD SPLICE KIT AND ACCESSORIES	BELT SERIES
32GBF-7 24GBF-7	Complete Kit consists of: Crimp Tool, Pitch Spacer, Cable Cutter, Bushing, Razor Blades & Instructions	31 & 32GBF 24GBF
TL-3	Crimp Tool for 24GBF, 31GBF, 32GBF	
BU-032-S	Extra Splice Bushings for: 24GBF, 31GBF, 32GBF (1/32" Cable)	
TL-1	Cable Cutter for up to 3/64" Cable	

Cable Cutter

Crimp Tool

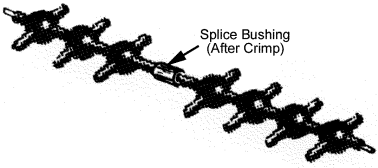

Field Splices offer only 50% of catalog rated loads.

W.M. Berg will factory splice to order any length at a nominal charge.

MIN-E-PITCH® TECHNICAL DATA

Stainless Steel or Kevlar® with Polyurethane cover.

Zero Backlash **Silent Drive** **No Lubrication**
Positive Drive **Infinite Length** **Non-magnetic**

PITCH	CIRCULAR PITCH	MATERIALS	BERG'S ® NAME	SPROCKET
π/20	**.15708**	Polyurethane (Red) 1/32" Dia. Stainless Steel Cable	**Min-E-Pitch® Chain Drive**	Operates with 3CC, 3MP, 3MF and 3MC series.

3CCF Series

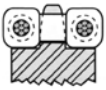

- Ultimate tensile 100 lbs., 20 lb./pin
  when belt is used in open loop configuration (without splice, no crimp bushing).
- Recommended Maximum Operating Speed 376 Feet/Min. (1800 rpm)
- Recommended Operating Load 25 lbs.
- Minimum Recommended Pulley Diameter .750" P.D.
- Parallel Shaft Drives

** Reduce Operating Load Rating by 50% for field splices.

PITCH	CIRCULAR PITCH	MATERIALS	BERG'S ® NAME	SPROCKET
π/20	**.15708**	Polyurethane (Yellow) 1/32" Dia. Stainless Steel Cable	**Min-E-Pitch® Chain Drive**	Operates with 3MDP and 3MDF series.

3CBF Series



- Ultimate tensile 50 lbs., 9 lb./pin
  when belt is used in open loop configuration (without splice, no crimp bushing).
- Recommended Maximum Operating Speed 376 Feet/Min. (1800 rpm)
- Recommended Operating Load 12 lbs.
- Minimum Recommended Pulley Diameter .750" P.D.
- Odd Angle Shaft Drive
- Twists & Turns
- Non-parallel Shafts

** Reduce Operating Load Rating by 50% for field splices.

PITCH	CIRCULAR PITCH	MATERIALS	BERG'S ® NAME	SPROCKET
π/20	**.15708**	Polyurethane (Green) 1/32" Dia. Stainless Steel Cable	**Min-E-Pitch® Chain Drive**	Operates with 3TDP, 3TF and 3MTB series.

3TDF Series

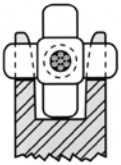

- Ultimate tensile 50 lbs., 9 lb./pin
  when belt is used in open loop configuration (without splice, no crimp bushing).
- Recommended Maximum Operating Speed 376 Feet/Min. (1800 rpm)
- Recommended Operating Load 12 lbs.
- Minimum Recommended Pulley Diameter .750" P.D.
- Three Dimensional Drives
- Odd Angles and 90°
- X, Y & Z Axis Drive

** Reduce Operating Load Rating by 50% for field splices.

PITCH	CIRCULAR PITCH	MATERIALS	BERG'S ® NAME	SPROCKET
π/20	**.15708**	Polyurethane (Brown) 1/32" Dia. Stainless Steel Cable	**Min-E-Pitch® Chain Drive**	Operates with 3MDP and 3MDF series.

3DCF Series

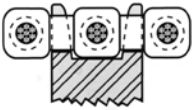

- Ultimate tensile 120 lbs., 30 lb./pin
  when belt is used in open loop configuration (without splice, no crimp bushing).
- Recommended Maximum Operating Speed 376 Feet/Min. (1800 rpm)
- Recommended Operating Load 30 lbs.
- Minimum Recommended Pulley Diameter .750" P.D.
- Parallel Shaft Drives
- 3 Cable Strand Strength

** Reduce Operating Load Rating by 50% for field splices.

CABLE CHAINS

PITCH	CIRCULAR PITCH	MATERIALS	BERG'S ® NAME	SPROCKET
π/20	**.15708**	Polyurethane (Red) 1/32" Dia. Stainless Steel Cable*	**Min-E-Pitch®**	Operates with 3CC, 3MP, 3MF and 3MC series.

A

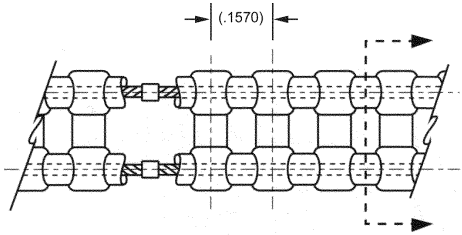

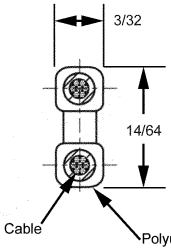



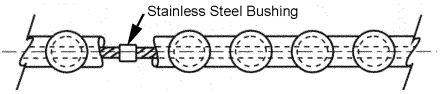

STOCK NO.	NO. OF PITCHES	LENGTH (Ref.)
3CCF-30-E	30	4.712
3CCF-35-E	35	5.498
3CCF-40-E	40	6.283
3CCF-45-E	45	7.069
3CCF-50-E	50	7.854
3CCF-55-E	55	8.639
3CCF-60-E	60	9.425
3CCF-70-E	70	10.996
3CCF-80-E	80	12.566
3CCF-90-E	90	14.137
3CCF-100-E	100	15.708
3CCF-110-E	110	17.279
3CCF-120-E	120	18.850
3CCF-130-E	130	20.420
3CCF-140-E	140	21.991
3CCF-150-E	150	23.562
3CCF-160-E	160	25.133
3CCF-170-E	170	26.704
3CCF-180-E	180	28.274
3CCF-190-E	190	29.845
3CCF-200-E	200	31.416
3CCF-210-E	210	32.987
3CCF-220-E	220	34.558
3CCF-230-E	230	36.128
3CCF-240-E	240	37.699
3CCF-250-E	250	39.270
3CCF-260-E	260	40.840
3CCF-270-E	270	42.412
3CCF-280-E	280	43.982
3CCF-290-E	290	45.553
3CCF-300-E	300	47.124
3CCF-310-E	310	48.695
3CCF-320-E	320	50.265
3CCF-330-E	330	51.836
3CCF-340-E	340	53.407
3CCF-350-E	350	54.978
3CCF-370-E	370	58.119
3CCF-400-E	400	62.832
3CCF-440-E	440	69.115

- For Field Splice Kit order 3CCR-7.

* Available with Aramid Core. See page VII for alternative belt construction or reverse bending applications.

** Reduce Operating Load Rating by 50% for field splices.

- Infinite Lengths
- Silent Drive
- Weight .13 oz./ft.
- Non-Magnetic
- Positive Drive
- Zero Backlash
- No Lubrication
- 90A Durometer
- Ultimate Tensile Strength 100 lbs., 20 lbs./Pin when belt is used in open loop configuration (without splice, no crimp bushings).
- Temperature Range +180°F to -15°F
- Recommended Operating Load 25 lbs.
- Recommended Max. Operating Speed 376 Feet/Min.
- Other numbers of pitches available on request.

BULK FOOTAGE - NOT SPLICED	
STOCK NO.	LENGTH
3CCF-5FT	5 FT
3CCF-10FT	10 FT
3CCF-25FT	25 FT
3CCF-50FT	50 FT
3CCF-100FT	100 FT

CHAIN SPROCKETS

PITCH	CIRCULAR PITCH	BORE	STYLE	MATERIALS	BERG'S ® NAME	CHAIN
π/20	**.15708**	**1/4"**	**PIN HUB**	Delrin®	**Min-E-Pitch® Chain Drive**	Operates with 3CCF Series



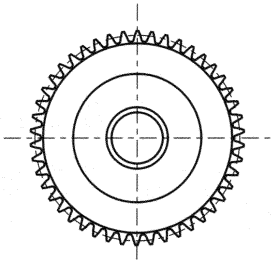

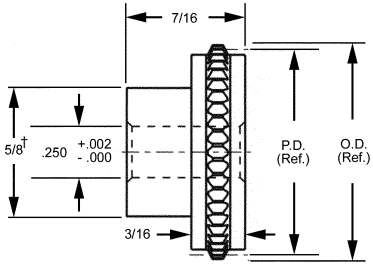

STOCK NO.	NO. OF TEETH	PITCH DIA.	OUTSIDE DIA.
3CC4M-13	13*†	.6492	.711
3CC4M-14	14*†	.6991	.761
3CC4M-15	15	.7490	.811
3CC4M-16	16	.7990	.861
3CC4M-18	18	.8988	.961
3CC4M-20	20	.9987	1.061
3CC4M-22	22	1.0986	1.161
3CC4M-24	24	1.1985	1.260
3CC4M-26	26	1.2983	1.360
3CC4M-28	28	1.3982	1.460
3CC4M-30	30	1.4981	1.560
3CC4M-32	32	1.5980	1.660
3CC4M-35	35	1.7478	1.810
3CC4M-36	36	1.7977	1.860
3CC4M-40	40	1.9974	2.059
3CC4M-45	45	2.2471	2.309
3CC4M-50	50	2.4968	2.559
3CC4M-55	55	2.7465	2.808

† Teeth runout on hub.
* Sprockets .750 P.D. and smaller are recommended for idler use only.

Other numbers of teeth available on request.

CHAIN SPROCKETS

PITCH	CIRCULAR PITCH	BORE	STYLE	MATERIALS	BERG'S ® NAME	CHAIN
π/20	**.15708**	**1/8"**	**PIN HUB**	303 Stainless Steel or 2024-T4 Anodized Aluminum	**Min-E-Pitch® Chain Drive**	Operates with 3CCF Series

A

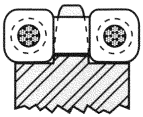

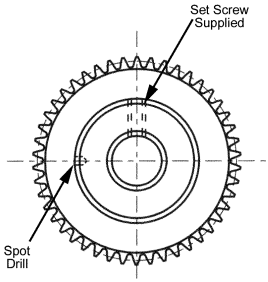

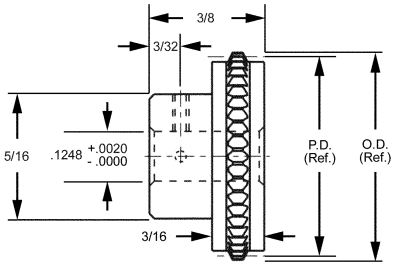

303 STAINLESS STEEL	2024-T4 ALUMINUM ANODIZED			
STOCK NO.	STOCK NO.	NO. OF TEETH	PITCH DIA.	OUTSIDE DIA.
3MP14S-10	3MP14A-10	10*	.4994	.561
3MP14S-11	3MP14A-11	11*	.5493	.611
3MP14S-12	3MP14A-12	12*	.5992	.661
3MP14S-13	3MP14A-13	13*	.6492	.711
3MP14S-14	3MP14A-14	14*	.6991	.761
3MP14S-15	3MP14A-15	15*	.7490	.811
3MP14S-16	3MP14A-16	16	.7990	.861
3MP14S-17	3MP14A-17	17	.8489	.911
3MP14S-18	3MP14A-18	18	.8988	.960
3MP14S-19	3MP14A-19	19	.9488	1.011
3MP14S-20	3MP14A-20	20	.9987	1.061
3MP14S-22	3MP14A-22	22	1.0986	1.161
3MP14S-24	3MP14A-24	24	1.1985	1.260
3MP14S-25	3MP14A-25	25	1.2484	1.310
3MP14S-26	3MP14A-26	26	1.2983	1.360
3MP14S-28	3MP14A-28	28	1.3982	1.460
3MP14S-30	3MP14A-30	30	1.4981	1.560
3MP14S-32	3MP14A-32	32	1.5980	1.660
3MP14S-35	3MP14A-35	35**	1.7478	1.810
3MP14S-36	3MP14A-36	36**	1.7977	1.860
3MP14S-40	3MP14A-40	40**	1.9974	2.059
3MP14S-45	3MP14A-45	45**	2.2471	2.309
3MP14S-50	3MP14A-50	50**	2.4968	2.559
3MP14S-55	3MP14A-55	55**	2.7465	2.808
3MP14S-60	3MP14A-60	60**	2.9962	3.058
3MP14S-65	3MP14A-65	65**	3.2458	3.308
3MP14S-70	3MP14A-70	70**	3.4955	3.558
3MP14S-75	3MP14A-75	75**	3.7452	3.807
3MP14S-80	3MP14A-80	80**	3.9949	4.057

** May be 2 piece construction with 303 stainless steel hub.
Outline and overall dimensions change slightly.
* Sprockets with .750 P.D. and smaller are recommended for idler use only.

Teeth could be anodized.

CHAIN SPROCKETS

PITCH	CIRCULAR PITCH	BORE	STYLE	MATERIALS	BERG'S ® NAME	CHAIN
π/20	**.15708**	**3/16"**	**PIN HUB**	303 Stainless Steel or 2024-T4 Anodized Aluminum	**Min-E-Pitch® Chain Drive**	Operates with 3CCF Series

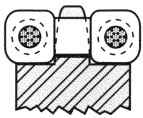

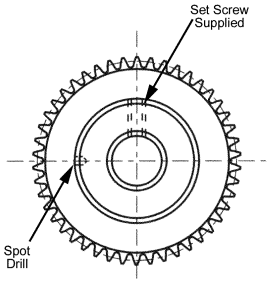

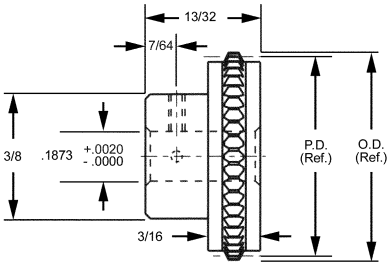

303 STAINLESS STEEL	2024-T4 ALUMINUM ANODIZED			
STOCK NO.	STOCK NO.	NO. OF TEETH	PITCH DIA.	OUTSIDE DIA.
3MP21S-10	3MP21A-10	10*	.4994	.561
3MP21S-11	3MP21A-11	11*	.5493	.611
3MP21S-12	3MP21A-12	12*	.5992	.661
3MP21S-13	3MP21A-13	13*	.6492	.711
3MP21S-14	3MP21A-14	14*	.6991	.761
3MP21S-15	3MP21A-15	15*	.7490	.811
3MP21S-16	3MP21A-16	16	.7990	.861
3MP21S-17	3MP21A-17	17	.8489	.911
3MP21S-18	3MP21A-18	18	.8988	.961
3MP21S-19	3MP21A-19	19	.9488	1.011
3MP21S-20	3MP21A-20	20	.9987	1.061
3MP21S-22	3MP21A-22	22	1.0986	1.161
3MP21S-24	3MP21A-24	24	1.1985	1.260
3MP21S-25	3MP21A-25	25	1.2484	1.310
3MP21S-26	3MP21A-26	26	1.2983	1.360
3MP21S-28	3MP21A-28	28	1.3982	1.460
3MP21S-30	3MP21A-30	30	1.4981	1.560
3MP21S-32	3MP21A-32	32	1.5980	1.660
3MP21S-35	3MP21A-35	35	1.7478	1.810
3MP21S-36	3MP21A-36	36	1.7977	1.860
3MP21S-40	3MP21A-40	40	1.9974	2.060
3MP21S-45	3MP21A-45	45	2.2471	2.309
3MP21S-50	3MP21A-50	50	2.4968	2.559
3MP21S-55	3MP21A-55	55	2.7465	2.808
3MP21S-60	3MP21A-60	60	2.9962	3.058
3MP21S-65	3MP21A-65	65	3.2458	3.308
3MP21S-70	3MP21A-70	70	3.4955	3.558
3MP21S-75	3MP21A-75	75	3.7452	3.807
3MP21S-80	3MP21A-80	80	3.9949	4.057

* Sprockets with .750 P.D. and smaller are recommended for idler use only.

Other numbers of teeth are available on request.

Teeth could be anodized.

CHAIN SPROCKETS

PITCH	CIRCULAR PITCH	BORE	STYLE	MATERIALS	BERG'S ® NAME	CHAIN
π/20	**.15708**	**1/4"**	**PIN HUB**	303 Stainless Steel or 2024-T4 Anodized Aluminum	**Min-E-Pitch® Chain Drive**	Operates with 3CCF Series

A

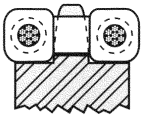

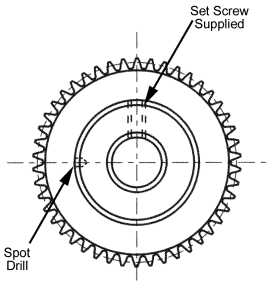

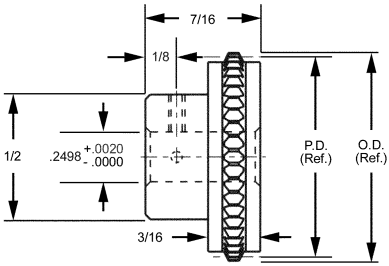

303 STAINLESS STEEL	2024-T4 ALUMINUM ANODIZED			
STOCK NO.	STOCK NO.	NO. OF TEETH	PITCH DIA.	OUTSIDE DIA.
3MP28S-12	3MP28A-12	12*	.5992	.661
3MP28S-13	3MP28A-13	13*	.6492	.711
3MP28S-14	3MP28A-14	14*	.6991	.761
3MP28S-15	3MP28A-15	15*	.7490	.811
3MP28S-16	3MP28A-16	16	.7990	.861
3MP28S-17	3MP28A-17	17	.8489	.911
3MP28S-18	3MP28A-18	18	.8988	.961
3MP28S-19	3MP28A-19	19	.9488	1.011
3MP28S-20	3MP28A-20	20	.9987	1.061
3MP28S-22	3MP28A-22	22	1.0986	1.161
3MP28S-24	3MP28A-24	24	1.1985	1.260
3MP28S-25	3MP28A-25	25	1.2484	1.310
3MP28S-26	3MP28A-26	26	1.2983	1.360
3MP28S-28	3MP28A-28	28	1.3982	1.460
3MP28S-30	3MP28A-30	30	1.4981	1.560
3MP28S-32	3MP28A-32	32	1.5980	1.660
3MP28S-35	3MP28A-35	35	1.7478	1.810
3MP28S-36	3MP28A-36	36	1.7977	1.860
3MP28S-40	3MP28A-40	40	1.9974	2.059
3MP28S-45	3MP28A-45	45	2.2471	2.309
3MP28S-50	3MP28A-50	50	2.4968	2.559
3MP28S-55	3MP28A-55	55	2.7465	2.808
3MP28S-60	3MP28A-60	60	2.9962	3.058
3MP28S-65	3MP28A-65	65	3.2458	3.308
3MP28S-70	3MP28A-70	70	3.4955	3.558
3MP28S-75	3MP28A-75	75	3.7452	3.807
3MP28S-80	3MP28A-80	80	3.9949	4.057

* Sprockets with .750 P.D. and smaller are recommended for idler use only.

Other numbers of teeth are available on request.

Teeth could be anodized.

CHAIN SPROCKETS

PITCH	CIRCULAR PITCH	BORE	STYLE	MATERIALS	BERG'S ® NAME	CHAIN
π/20	**.15708**	**5/16"**	**PIN HUB**	303 Stainless Steel or 2024-T4 Anodized Aluminum	**Min-E-Pitch® Chain Drive**	Operates with 3CCF Series

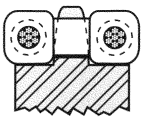

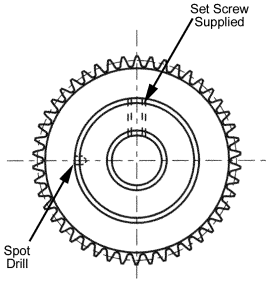

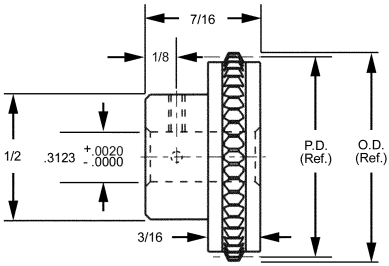

303 STAINLESS STEEL	2024-T4 ALUMINUM ANODIZED			
STOCK NO.	STOCK NO.	NO. OF TEETH	PITCH DIA.	OUTSIDE DIA.
3MP32S-12	3MP32A-12	12*	.5992	.661
3MP32S-13	3MP32A-13	13*	.6492	.711
3MP32S-14	3MP32A-14	14*	.6991	.761
3MP32S-15	3MP32A-15	15*	.7490	.810
3MP32S-16	3MP32A-16	16	.7990	.861
3MP32S-17	3MP32A-17	17	.8489	.910
3MP32S-18	3MP32A-18	18	.8988	.960
3MP32S-19	3MP32A-19	19	.9488	1.010
3MP32S-20	3MP32A-20	20	.9987	1.060
3MP32S-22	3MP32A-22	22	1.0986	1.160
3MP32S-24	3MP32A-24	24	1.1985	1.260
3MP32S-25	3MP32A-25	25	1.2484	1.310
3MP32S-26	3MP32A-26	26	1.2983	1.360
3MP32S-28	3MP32A-28	28	1.3982	1.460
3MP32S-30	3MP32A-30	30	1.4981	1.560
3MP32S-32	3MP32A-32	32	1.5980	1.660
3MP32S-35	3MP32A-35	35	1.7478	1.809
3MP32S-36	3MP32A-36	36	1.7977	1.859
3MP32S-40	3MP32A-40	40	1.9974	2.059
3MP32S-45	3MP32A-45	45	2.2471	2.309
3MP32S-50	3MP32A-50	50	2.4968	2.558
3MP32S-55	3MP32A-55	55	2.7465	2.808
3MP32S-60	3MP32A-60	60	2.9962	3.058
3MP32S-65	3MP32A-65	65	3.2458	3.307
3MP32S-70	3MP32A-70	70	3.4955	3.557
3MP32S-75	3MP32A-75	75	3.7452	3.807
3MP32S-80	3MP32A-80	80	3.9949	4.056

* Sprockets with .750 P.D. and smaller are recommended for idler use only.

Other numbers of teeth are available on request.

Teeth could be anodized.

CHAIN SPROCKETS

PITCH	CIRCULAR PITCH	BORE	STYLE	MATERIALS	BERG'S ® NAME	CHAIN
π/20	**.15708**	**3/8"**	**HUBLESS**	303 Stainless Steel or 2024-T4 Anodized Aluminum	**Min-E-Pitch® Chain Drive**	Operates with 3CCF Series

A

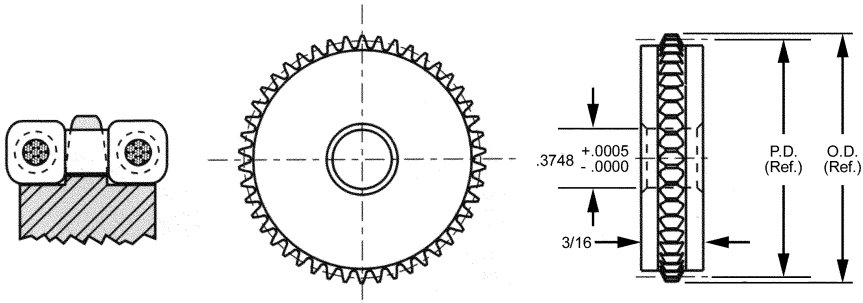

303 STAINLESS STEEL	2024-T4 ALUMINUM ANODIZED			
STOCK NO.	STOCK NO.	NO. OF TEETH	PITCH DIA.	OUTSIDE DIA.
3MF5S-14	3MF5A-14	14*	.6991	.761
3MF5S-15	3MF5A-15	15*	.7490	.811
3MF5S-16	3MF5A-16	16	.7990	.861
3MF5S-17	3MF5A-17	17	.8489	.911
3MF5S-18	3MF5A-18	18	.8988	.961
3MF5S-19	3MF5A-19	19	.9488	1.011
3MF5S-20	3MF5A-20	20	.9987	1.061
3MF5S-22	3MF5A-22	22	1.0986	1.161
3MF5S-24	3MF5A-24	24	1.1985	1.260
3MF5S-25	3MF5A-25	25	1.2484	1.310
3MF5S-26	3MF5A-26	26	1.2983	1.360
3MF5S-28	3MF5A-28	28	1.3982	1.460
3MF5S-30	3MF5A-30	30	1.4981	1.560
3MF5S-32	3MF5A-32	32	1.5980	1.660
3MF5S-35	3MF5A-35	35	1.7478	1.809
3MF5S-36	3MF5A-36	36	1.7977	1.859
3MF5S-40	3MF5A-40	40	1.9974	2.059
3MF5S-45	3MF5A-45	45	2.2471	2.309
3MF5S-50	3MF5A-50	50	2.4986	2.559
3MF5S-55	3MF5A-55	55	2.7465	2.808
3MF5S-60	3MF5A-60	60	2.9962	3.058
3MF5S-65	3MF5A-65	65	3.2458	3.308
3MF5S-70	3MF5A-70	70	3.4955	3.558
3MF5S-75	3MF5A-75	75	3.7452	3.807
3MF5S-80	3MF5A-80	80	3.9949	4.057

* Sprockets with .750 P.D. and smaller are recommended for idler use only.

Other numbers of teeth are available on request.

Teeth could be anodized.

CHAIN SPROCKETS

PITCH	CIRCULAR PITCH	BORE	STYLE	MATERIALS	BERG'S ® NAME	CHAIN
π/20	**.15708**	**11/16"**	**HUBLESS**	303 Stainless Steel or 2024-T4 Anodized Aluminum	**Min-E-Pitch® Chain Drive**	Operates with 3CCF Series

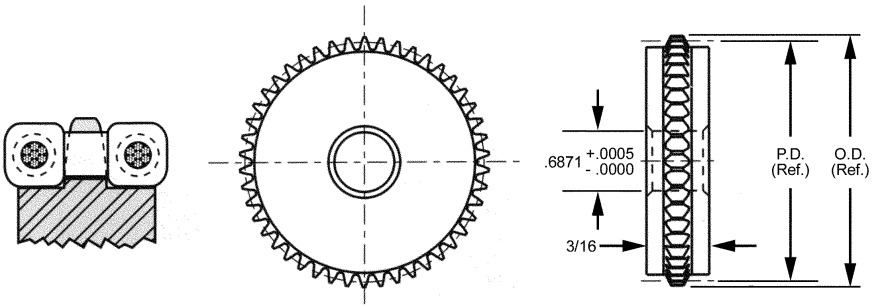

303 STAINLESS STEEL	2024-T4 ALUMINUM ANODIZED			
STOCK NO.	STOCK NO.	NO. OF TEETH	PITCH DIA.	OUTSIDE DIA.
3MF19S-17	3MF19A-17	17	.8489	.911
3MF19S-18	3MF19A-18	18	.8988	.961
3MF19S-19	3MF19A-19	19	.9488	1.011
3MF19S-20	3MF19A-20	20	.9987	1.061
3MF19S-22	3MF19A-22	22	1.0986	1.161
3MF19S-24	3MF19A-24	24	1.1985	1.260
3MF19S-25	3MF19A-25	25	1.2484	1.310
3MF19S-26	3MF19A-26	26	1.2983	1.360
3MF19S-28	3MF19A-28	28	1.3982	1.460
3MF19S-30	3MF19A-30	30	1.4981	1.560
3MF19S-32	3MF19A-32	32	1.5980	1.660
3MF19S-35	3MF19A-35	35	1.7478	1.809
3MF19S-36	3MF19A-36	36	1.7977	1.859
3MF19S-40	3MF19A-40	40	1.9974	2.059
3MF19S-45	3MF19A-45	45	2.2471	2.309
3MF19S-50	3MF19A-50	50	2.4968	2.559
3MF19S-55	3MF19A-55	55	2.7465	2.808
3MF19S-60	3MF19A-60	60	2.9962	3.058
3MF19S-65	3MF19A-65	65	3.2458	3.308
3MF19S-70	3MF19A-70	70	3.4955	3.558
3MF19S-75	3MF19A-75	75	3.7452	3.807
3MF19S-80	3MF19A-80	80	3.9949	4.057

* Sprockets with .750 P.D. and smaller are recommended for idler use only.

Other numbers of teeth are available on request.

Teeth could be anodized.

CHAIN SPROCKETS

PITCH	CIRCULAR PITCH	BORE	STYLE	MATERIALS	BERG'S ® NAME	CHAIN
π/20	**.15708**	**1/4"**	**CLAMP HUB**	303 Stainless Steel or 2024-T4 Anodized Aluminum	**Min-E-Pitch® Chain Drive**	Operates with 3CCF Series

A

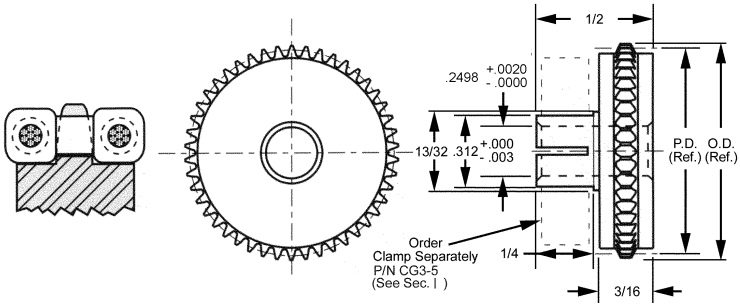

303 STAINLESS STEEL	2024-T4 ALUMINUM ANODIZED			
STOCK NO.	STOCK NO.	NO. OF TEETH	PITCH DIA.	OUTSIDE DIA.
3MC20S-12	3MC20A-12	12*	.5992	.661
3MC20S-13	3MC20A-13	13*	.6492	.711
3MC20S-14	3MC20A-14	14*	.6991	.761
3MC20S-15	3MC20A-15	15*	.7490	.811
3MC20S-16	3MC20A-16	16	.7990	.861
3MC20S-17	3MC20A-17	17	.8489	.911
3MC20S-18	3MC20A-18	18	.8988	.961
3MC20S-19	3MC20A-19	19	.9488	1.011
3MC20S-20	3MC20A-20	20	.9987	1.061
3MC20S-22	3MC20A-22	22	1.0986	1.161
3MC20S-24	3MC20A-24	24	1.1985	1.260
3MC20S-25	3MC20A-25	25	1.2484	1.310
3MC20S-26	3MC20A-26	26	1.2983	1.360
3MC20S-28	3MC20A-28	28	1.3982	1.460
3MC20S-30	3MC20A-30	30	1.4981	1.560
3MC20S-32	3MC20A-32	32	1.5980	1.660
3MC20S-35	3MC20A-35	35	1.7478	1.810
3MC20S-36	3MC20A-36	36	1.7977	1.860
3MC20S-40	3MC20A-40	40	1.9974	2.059
3MC20S-45	3MC20A-45	45	2.2471	2.309
3MC20S-50	3MC20A-50	50	2.4968	2.559
3MC20S-55	3MC20A-55	55	2.7465	2.808
3MC20S-60	3MC20A-60	60	2.9962	3.058
3MC20S-65	3MC20A-65	65	3.2458	3.308
3MC20S-70	3MC20A-70	70	3.4955	3.558
3MC20S-75	3MC20A-75	75	3.7452	3.807
3MC20S-80	3MC20A-80	80	3.9949	4.057

* Sprockets with .750 P.D. and smaller are recommended for idler use only.

Other numbers of teeth are available on request.

Teeth could be anodized.

DUAL CHAINS

PITCH	CIRCULAR PITCH	MATERIALS	BERG'S ® NAME	SPROCKET
π/20	**.15708**	Polyurethane (Brown) 1/32" Dia. Stainless Steel Cable*	**Min-E-Pitch®**	Operates with 3MDP and 3MDF series.

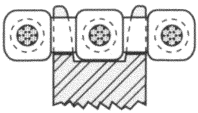

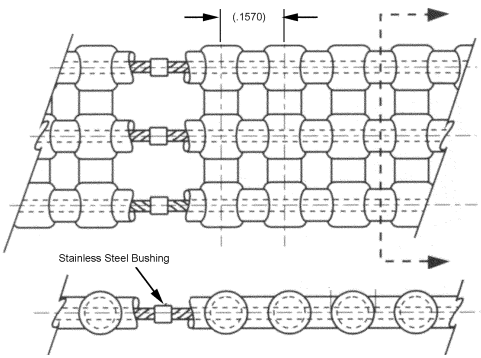

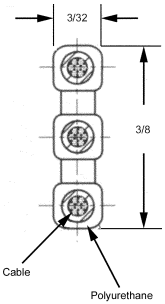

STOCK NO.	NO. OF PITCHES	LENGTH (Ref.)
3DCF-30-E	30	4.712
3DCF-35-E	35	5.498
3DCF-40-E	40	6.283
3DCF-45-E	45	7.069
3DCF-50-E	50	7.854
3DCF-55-E	55	8.639
3DCF-60-E	60	9.425
3DCF-70-E	70	10.996
3DCF-80-E	80	12.566
3DCF-90-E	90	14.137
3DCF-100-E	100	15.708
3DCF-110-E	110	17.279
3DCF-120-E	120	18.850
3DCF-130-E	130	20.420
3DCF-140-E	140	21.991
3DCF-150-E	150	23.562
3DCF-160-E	160	25.133
3DCF-170-E	170	26.704
3DCF-180-E	180	28.274
3DCF-190-E	190	29.845
3DCF-200-E	200	31.416
3DCF-210-E	210	32.987
3DCF-220-E	220	34.558
3DCF-230-E	230	36.128
3DCF-240-E	240	37.699
3DCF-250-E	250	39.270
3DCF-260-E	260	40.840
3DCF-270-E	270	42.412
3DCF-280-E	280	43.982
3DCF-290-E	290	45.553
3DCF-300-E	300	47.124
3DCF-310-E	310	48.695
3DCF-320-E	320	50.265
3DCF-330-E	330	51.836
3DCF-340-E	340	53.407
3DCF-350-E	350	54.978
3DCF-370-E	370	58.119
3DCF-400-E	400	62.832
3DCF-440-E	440	69.115

* This series is not available with alternate core configuration.
** Reduce Operating Load Rating by 50% for field splices.

- For Field Splice Kit order 3CCR-7.
- Zero Backlash
- Weight .21 oz./ft.
- Silent Drive
- No Lubrication
- Infinite Lengths
- 90A Durometer
- Positive Drive
- Non-Magnetic
- Ultimate Tensile Strength 120 lbs. - 30 lbs./Pin when belt is used in open loop configuration (without splice, no crimp bushing)
- Temperature Range +180°F to -15°F
- Recommended Operating Load 30 lbs.
- Recommended Max. Operating Speed 376 Feet/Min.

BULK FOOTAGE - NOT SPLICED	
STOCK NO.	LENGTH
3DCF-5FT	5 FT
3DCF-10FT	10 FT
3DCF-25FT	25 FT
3DCF-50FT	50 FT
3DCF-100FT	100 FT

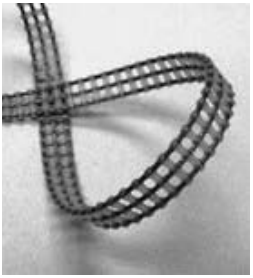

BELTS

PITCH	CIRCULAR PITCH	MATERIALS	BERG'S ® NAME	SPROCKET
π/20	**.15708**	Polyurethane (Yellow) 1/32" Dia. Stainless Steel Cable*	**Min-E-Pitch®**	Operates with 3MDP and 3MDF series.

A



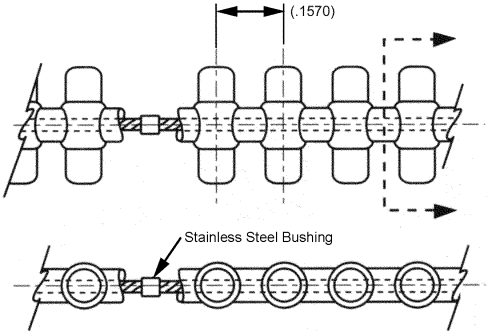

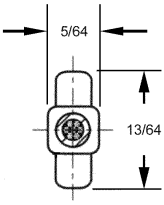

STOCK NO.	NO. OF PITCHES	LENGTH (Ref.)
3CBF-30-E	30	4.712
3CBF-35-E	35	5.498
3CBF-40-E	40	6.283
3CBF-45-E	45	7.069
3CBF-50-E	50	7.854
3CBF-55-E	55	8.639
3CBF-60-E	60	9.425
3CBF-70-E	70	10.996
3CBF-80-E	80	12.566
3CBF-90-E	90	14.137
3CBF-100-E	100	15.708
3CBF-110-E	110	17.279
3CBF-120-E	120	18.850
3CBF-130-E	130	20.420
3CBF-140-E	140	21.991
3CBF-150-E	150	23.562
3CBF-160-E	160	25.133
3CBF-170-E	170	26.704
3CBF-180-E	180	28.274
3CBF-190-E	190	29.845
3CBF-200-E	200	31.416
3CBF-210-E	210	32.987
3CBF-220-E	220	34.558
3CBF-230-E	230	36.128
3CBF-240-E	240	37.699
3CBF-250-E	250	39.270
3CBF-260-E	260	40.840
3CBF-270-E	270	42.412
3CBF-280-E	280	43.982
3CBF-290-E	290	45.553
3CBF-300-E	300	47.124
3CBF-310-E	310	48.695
3CBF-320-E	320	50.265
3CBF-330-E	330	51.836
3CBF-340-E	340	53.407
3CBF-350-E	350	54.978
3CBF-370-E	370	58.119
3CBF-400-E	400	62.832
3CBF-440-E	440	69.115

* This series is not available with alternate core configuration.
** Reduce Operating Load Rating by 50% for field splices.

- For Field Splice Kit order 3CCR-7.
- Zero Backlash
- Odd Angles
- Silent Drive
- Infinite Lengths
- 90A Durometer
- No Lubrication
- Weight .12 oz./ft.
- Positive Drive
- Ultimate Tensile Strength 50 lbs. - 9 lbs./Pin when belt is used in open loop configuration (without splice, no crimp bushing)
- Temperature Range +180°F to -15°F
- Recommended Operating Load 12 lbs.
- Recommended Max. Operating Speed 376 Feet/Min.

BULK FOOTAGE - NOT SPLICED	
STOCK NO.	LENGTH
3CBF-5FT	5 FT
3CBF-10FT	10 FT
3CBF-25FT	25 FT
3CBF-50FT	50 FT
3CBF-100FT	100 FT

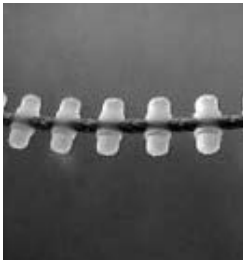

DOUBLE SPROCKETS

PITCH	CIRCULAR PITCH	BORE	STYLE	MATERIALS	BERG'S ® NAME	BELT/CHAIN
π/20	**.15708**	**1/8"**	**PIN HUB**	303 Stainless Steel or 2024-T4 Anodized Aluminum	**Min-E-Pitch®**	Operates with 3CBF & 3DCF Series

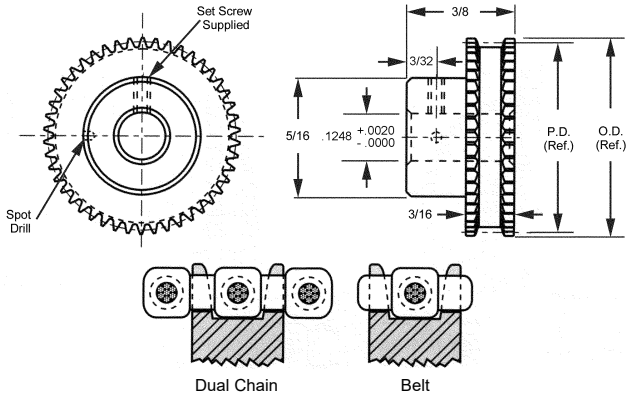

303 STAINLESS STEEL	2024-T4 ALUMINUM ANODIZED			
STOCK NO.	STOCK NO.	NO. OF TEETH	PITCH DIA.	OUTSIDE DIA.
3MDP14S-10	3MDP14A-10	10*	.4994	.561
3MDP14S-11	3MDP14A-11	11*	.5493	.611
3MDP14S-12	3MDP14A-12	12*	.5992	.661
3MDP14S-13	3MDP14A-13	13*	.6492	.711
3MDP14S-14	3MDP14A-14	14*	.6991	.761
3MDP14S-15	3MDP14A-15	15*	.7490	.811
3MDP14S-16	3MDP14A-16	16	.7990	.861
3MDP14S-17	3MDP14A-17	17	.8489	.910
3MDP14S-18	3MDP14A-18	18	.8988	.960
3MDP14S-19	3MDP14A-19	19	.9488	1.011
3MDP14S-20	3MDP14A-20	20	.9987	1.061
3MDP14S-22	3MDP14A-22	22	1.0986	1.161
3MDP14S-24	3MDP14A-24	24	1.1985	1.260
3MDP14S-25	3MDP14A-25	25	1.2484	1.310
3MDP14S-26	3MDP14A-26	26	1.2983	1.360
3MDP14S-28	3MDP14A-28	28	1.3982	1.460
3MDP14S-30	3MDP14A-30	30	1.4981	1.560
3MDP14S-32	3MDP14A-32	32	1.5980	1.660
3MDP14S-35	3MDP14A-35	35	1.7478	1.810
3MDP14S-36	3MDP14A-36	36	1.7977	1.860
3MDP14S-40	3MDP14A-40	40	1.9974	2.059
3MDP14S-45	3MDP14A-45	45	2.2471	2.309
3MDP14S-50	3MDP14A-50	50	2.4968	2.559
3MDP14S-55	3MDP14A-55	55	2.7465	2.808
3MDP14S-60	3MDP14A-60	60	2.9962	3.058
3MDP14S-65	3MDP14A-65	65	3.2458	3.308
3MDP14S-70	3MDP14A-70	70	3.4955	3.558
3MDP14S-75	3MDP14A-75	75	3.7452	3.807
3MDP14S-80	3MDP14A-80	80	3.9949	4.057

* Sprockets with .750 P.D. and smaller are recommended for idler use only.

Other numbers of teeth are available on request.

Teeth could be anodized.

DOUBLE SPROCKETS

PITCH	CIRCULAR PITCH	BORE	STYLE	MATERIALS	BERG'S ® NAME	BELT/CHAIN
π/20	**.15708**	**3/16"**	**PIN HUB**	303 Stainless Steel or 2024-T4 Anodized Aluminum	**Min-E-Pitch®**	Operates with 3CBF & 3DCF Series

A

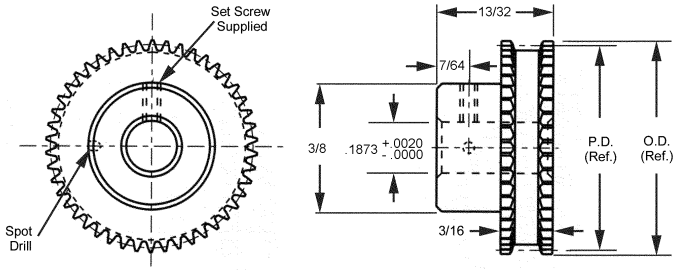

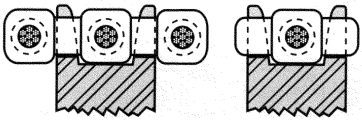

Dual Chain Belt

303 STAINLESS STEEL	2024-T4 ALUMINUM ANODIZED			
STOCK NO.	STOCK NO.	NO. OF TEETH	PITCH DIA.	OUTSIDE DIA.
3MDP21S-10	3MDP21A-10	10*	.4994	.561
3MDP21S-11	3MDP21A-11	11*	.5493	.611
3MDP21S-12	3MDP21A-12	12*	.5992	.661
3MDP21S-13	3MDP21A-13	13*	.6492	.711
3MDP21S-14	3MDP21A-14	14*	.6991	.761
3MDP21S-15	3MDP21A-15	15*	.7490	.811
3MDP21S-16	3MDP21A-16	16	.7990	.861
3MDP21S-17	3MDP21A-17	17	.8489	.911
3MDP21S-18	3MDP21A-18	18	.8988	.961
3MDP21S-19	3MDP21A-19	19	.9488	1.011
3MDP21S-20	3MDP21A-20	20	.9987	1.061
3MDP21S-22	3MDP21A-22	22	1.0986	1.161
3MDP21S-24	3MDP21A-24	24	1.1985	1.260
3MDP21S-26	3MDP21A-26	26	1.2983	1.360
3MDP21S-28	3MDP21A-28	28	1.3982	1.460
3MDP21S-30	3MDP21A-30	30	1.4981	1.560
3MDP21S-32	3MDP21A-32	32	1.5980	1.660
3MDP21S-35	3MDP21A-35	35	1.7478	1.810
3MDP21S-36	3MDP21A-36	36	1.7977	1.860
3MDP21S-40	3MDP21A-40	40	1.9974	2.059
3MDP21S-45	3MDP21A-45	45	2.2471	2.309
3MDP21S-50	3MDP21A-50	50	2.4968	2.559
3MDP21S-55	3MDP21A-55	55	2.7465	2.808
3MDP21S-60	3MDP21A-60	60	2.9962	3.058
3MDP21S-65	3MDP21A-65	65	3.2458	3.308
3MDP21S-70	3MDP21A-70	70	3.4955	3.558
3MDP21S-75	3MDP21A-75	75	3.7452	3.807
3MDP21S-80	3MDP21A-80	80	3.9949	4.057

* Sprockets with .750 P.D. and smaller are recommended for idler use only.

Other numbers of teeth are available on request.

Teeth could be anodized.

DOUBLE SPROCKETS

PITCH	CIRCULAR PITCH	BORE	STYLE	MATERIALS	BERG'S ® NAME	BELT/CHAIN
π/20	**.15708**	**1/4"**	**PIN HUB**	303 Stainless Steel or 2024-T4 Anodized Aluminum	**Min-E-Pitch®**	Operates with 3CBF & 3DCF Series

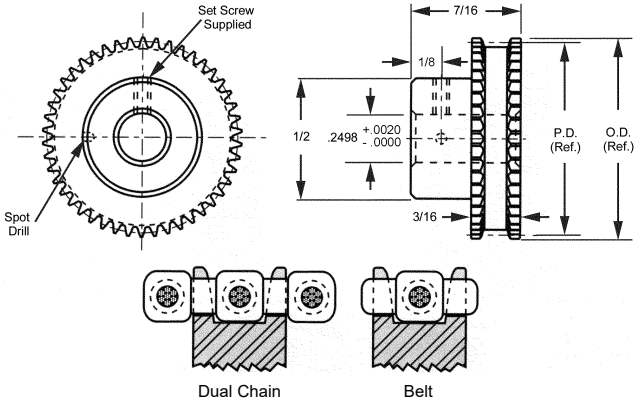

303 STAINLESS STEEL	2024-T4 ALUMINUM ANODIZED			
STOCK NO.	STOCK NO.	NO. OF TEETH	PITCH DIA.	OUTSIDE DIA.
3MDP28S-12	3MDP28A-12	12*	.5992	.661
3MDP28S-13	3MDP28A-13	13*	.6492	.711
3MDP28S-14	3MDP28A-14	14*	.6991	.761
3MDP28S-15	3MDP28A-15	15*	.7490	.811
3MDP28S-16	3MDP28A-16	16	.7990	.861
3MDP28S-17	3MDP28A-17	17	.8489	.911
3MDP28S-18	3MDP28A-18	18	.8988	.961
3MDP28S-19	3MDP28A-19	19	.9488	1.011
3MDP28S-20	3MDP28A-20	20	.9987	1.061
3MDP28S-22	3MDP28A-22	22	1.0986	1.161
3MDP28S-24	3MDP28A-24	24	1.1985	1.260
3MDP28S-25	3MDP28A-25	25	1.2484	1.310
3MDP28S-26	3MDP28A-26	26	1.2983	1.360
3MDP28S-28	3MDP28A-28	28	1.3982	1.460
3MDP28S-30	3MDP28A-30	30	1.4981	1.560
3MDP28S-32	3MDP28A-32	32	1.5980	1.660
3MDP28S-35	3MDP28A-35	35	1.7478	1.810
3MDP28S-36	3MDP28A-36	36	1.7977	1.860
3MDP28S-40	3MDP28A-40	40	1.9974	2.059
3MDP28S-45	3MDP28A-45	45	2.2471	2.309
3MDP28S-50	3MDP28A-50	50	2.4968	2.559
3MDP28S-55	3MDP28A-55	55	2.7465	2.808
3MDP28S-60	3MDP28A-60	60	2.9962	3.058
3MDP28S-65	3MDP28A-65	65	3.2458	3.308
3MDP28S-70	3MDP28A-70	70	3.4955	3.558
3MDP28S-75	3MDP28A-75	75	3.7452	3.807
3MDP28S-80	3MDP28A-80	80	3.9949	4.057

* Sprockets with .750 P.D. and smaller are recommended for idler use only.

Other numbers of teeth are available on request.

Teeth could be anodized.

DOUBLE SPROCKETS

PITCH	CIRCULAR PITCH	BORE	STYLE	MATERIALS	BERG'S ® NAME	BELT/CHAIN
π/20	**.15708**	**5/16"**	**PIN HUB**	303 Stainless Steel or 2024-T4 Anodized Aluminum	**Min-E-Pitch®**	Operates with 3CBF & 3DCF Series

A

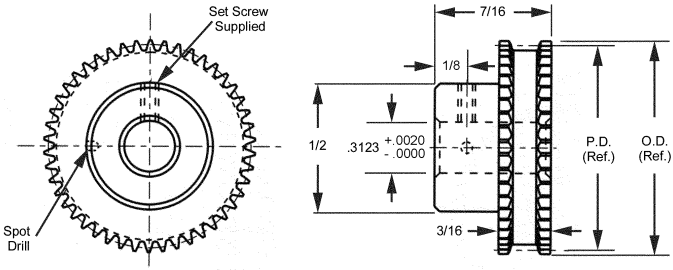

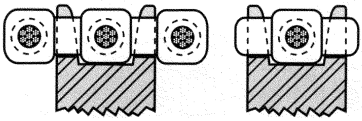

Dual Chain Belt

303 STAINLESS STEEL	2024-T4 ALUMINUM ANODIZED			
STOCK NO.	STOCK NO.	NO. OF TEETH	PITCH DIA.	OUTSIDE DIA.
3MDP32S-12	3MDP32A-12	12*	.5992	.661
3MDP32S-13	3MDP32A-13	13*	.6492	.711
3MDP32S-14	3MDP32A-14	14*	.6991	.761
3MDP32S-15	3MDP32A-15	15*	.7490	.810
3MDP32S-16	3MDP32A-16	16	.7990	.861
3MDP32S-17	3MDP32A-17	17	.8489	.911
3MDP32S-18	3MDP32A-18	18	.8988	.961
3MDP32S-19	3MDP32A-19	19	.9488	1.011
3MDP32S-20	3MDP32A-20	20	.9987	1.061
3MDP32S-22	3MDP32A-22	22	1.0986	1.161
3MDP32S-24	3MDP32A-24	24	1.1985	1.260
3MDP32S-25	3MDP32A-25	25	1.2484	1.310
3MDP32S-26	3MDP32A-26	26	1.2983	1.360
3MDP32S-28	3MDP32A-28	28	1.3982	1.460
3MDP32S-30	3MDP32A-30	30	1.4981	1.560
3MDP32S-32	3MDP32A-32	32	1.5980	1.660
3MDP32S-35	3MDP32A-35	35	1.7478	1.810
3MDP32S-36	3MDP32A-36	36	1.7977	1.860
3MDP32S-40	3MDP32A-40	40	1.9974	2.059
3MDP32S-45	3MDP32A-45	45	2.2471	2.309
3MDP32S-50	3MDP32A-50	50	2.4968	2.559
3MDP32S-55	3MDP32A-55	55	2.7465	2.808
3MDP32S-60	3MDP32A-60	60	2.9962	3.058
3MDP32S-65	3MDP32A-65	65	3.2458	3.308
3MDP32S-70	3MDP32A-70	70	3.4955	3.558
3MDP32S-75	3MDP32A-75	75	3.7452	3.807
3MDP32S-80	3MDP32A-80	80	3.9949	4.057

* Sprockets with .750 P.D. and smaller are recommended for idler use only.

Other numbers of teeth are available on request.

Teeth could be anodized.

DOUBLE SPROCKETS

PITCH	CIRCULAR PITCH	BORE	STYLE	MATERIALS	BERG'S ® NAME	BELT/CHAIN
π/20	.15708	3/8"	HUBLESS	303 Stainless Steel or 2024-T4 Anodized Aluminum	Min-E-Pitch®	Operates with 3CBF & 3DCF Series

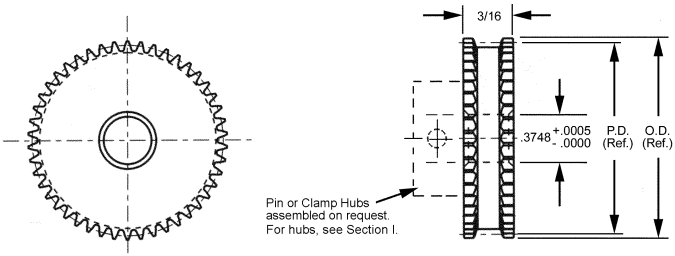

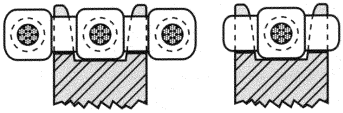

Dual Chain Belt

303 STAINLESS STEEL	2024-T4 ALUMINUM ANODIZED			
STOCK NO.	STOCK NO.	NO. OF TEETH	PITCH DIA.	OUTSIDE DIA.
3MDF5S-14	3MDF5A-14	14*	.6991	.761
3MDF5S-15	3MDF5A-15	15*	.7490	.811
3MDF5S-16	3MDF5A-16	16	.7990	.861
3MDF5S-17	3MDF5A-17	17	.8489	.911
3MDF5S-18	3MDF5A-18	18	.8988	.961
3MDF5S-19	3MDF5A-19	19	.9488	1.011
3MDF5S-20	3MDF5A-20	20	.9987	1.061
3MDF5S-22	3MDF5A-22	22	1.0986	1.161
3MDF5S-24	3MDF5A-24	24	1.1985	1.260
3MDF5S-26	3MDF5A-26	26	1.2983	1.360
3MDF5S-28	3MDF5A-28	28	1.3982	1.460
3MDF5S-30	3MDF5A-30	30	1.4981	1.560
3MDF5S-32	3MDF5A-32	32	1.5980	1.660
3MDF5S-35	3MDF5A-35	35	1.7478	1.810
3MDF5S-36	3MDF5A-36	36	1.7977	1.860
3MDF5S-40	3MDF5A-40	40	1.9974	2.059
3MDF5S-45	3MDF5A-45	45	2.2471	2.309
3MDF5S-50	3MDF5A-50	50	2.4968	2.559
3MDF5S-55	3MDF5A-55	55	2.7465	2.808
3MDF5S-60	3MDF5A-60	60	2.9962	3.058
3MDF5S-65	3MDF5A-65	65	3.2458	3.308
3MDF5S-70	3MDF5A-70	70	3.4955	3.558
3MDF5S-75	3MDF5A-75	75	3.7452	3.807
3MDF5S-80	3MDF5A-80	80	3.9949	4.057

* Sprockets with .750 P.D. and smaller are recommended for idler use only.

Other numbers of teeth are available on request.

Teeth could be anodized.

DOUBLE SPROCKETS

PITCH	CIRCULAR PITCH	BORE	STYLE	MATERIALS	BERG'S ® NAME	BELT/CHAIN
π/20	**.15708**	**11/16"**	**HUBLESS**	303 Stainless Steel or 2024-T4 Anodized Aluminum	**Min-E-Pitch®**	Operates with 3CBF & 3DCF Series

A

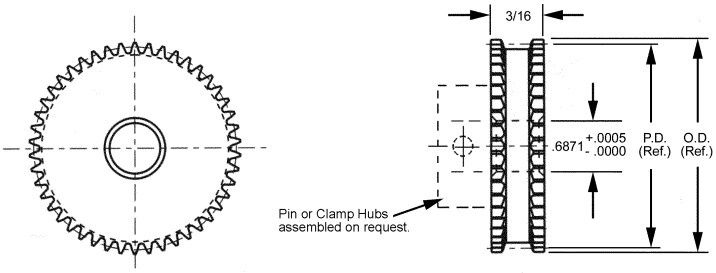

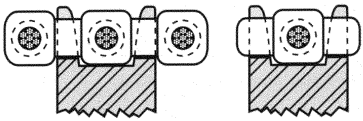

Dual Chain Belt

303 STAINLESS STEEL	2024-T4 ALUMINUM ANODIZED			
STOCK NO.	STOCK NO.	NO. OF TEETH	PITCH DIA.	OUTSIDE DIA.
3MDF19S-18	3MDF19A-18	18	.8988	.961
3MDF19S-19	3MDF19A-19	19	.9488	1.011
3MDF19S-20	3MDF19A-20	20	.9987	1.061
3MDF19S-22	3MDF19A-22	22	1.0986	1.161
3MDF19S-24	3MDF19A-24	24	1.1985	1.260
3MDF19S-26	3MDF19A-26	26	1.2983	1.360
3MDF19S-28	3MDF19A-28	28	1.3982	1.460
3MDF19S-30	3MDF19A-30	30	1.4981	1.560
3MDF19S-32	3MDF19A-32	32	1.5980	1.660
3MDF19S-35	3MDF19A-35	35	1.7478	1.810
3MDF19S-36	3MDF19A-36	36	1.7977	1.860
3MDF19S-40	3MDF19A-40	40	1.9974	2.059
3MDF19S-45	3MDF19A-45	45	2.2471	2.309
3MDF19S-50	3MDF19A-50	50	2.4968	2.559
3MDF19S-55	3MDF19A-55	55	2.7465	2.808
3MDF19S-60	3MDF19A-60	60	2.9962	3.058
3MDF19S-65	3MDF19A-65	65	3.2458	3.308
3MDF19S-70	3MDF19A-70	70	3.4955	3.558
3MDF19S-75	3MDF19A-75	75	3.7452	3.807
3MDF19S-80	3MDF19A-80	80	3.9949	4.057

Other numbers of teeth are available on request.

Teeth could be anodized.

3-D BELTS

PITCH	CIRCULAR PITCH	MATERIALS	BERG'S ® NAME	PULLEY
π/20	**.15708**	Polyurethane (Green) 1/32" Dia. Stainless Steel Cable*	**Min-E-Pitch®**	Operates with 3TDP, 3TF and 3MTB series.

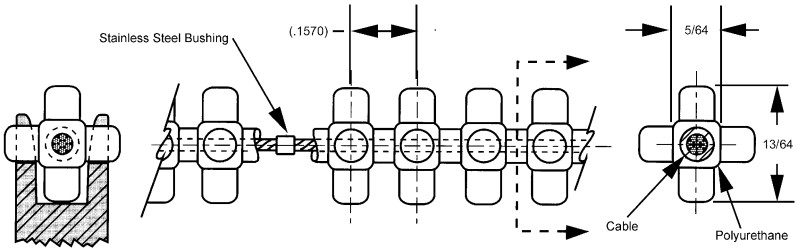

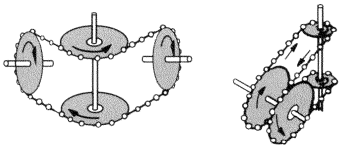

STOCK NO.	NO. OF PITCHES	LENGTH (Ref.)
3TDF-30-E	30	4.712
3TDF-35-E	36	5.655
3TDF-40-E	40	6.283
3TDF-45-E	46	7.226
3TDF-50-E	50	7.854
3TDF-55-E	56	8.796
3TDF-60-E	60	9.425
3TDF-70-E	70	10.996
3TDF-80-E	80	12.566
3TDF-90-E	90	14.137
3TDF-100-E	100	15.708
3TDF-110-E	110	17.279
3TDF-120-E	120	18.850
3TDF-130-E	130	20.420
3TDF-140-E	140	21.991
3TDF-150-E	150	23.562
3TDF-160-E	160	25.133
3TDF-170-E	170	26.704
3TDF-180-E	180	28.274
3TDF-190-E	190	29.845
3TDF-200-E	200	31.416
3TDF-210-E	210	32.987
3TDF-220-E	220	34.558
3TDF-230-E	230	36.128
3TDF-240-E	240	37.699
3TDF-250-E	250	39.270
3TDF-260-E	260	40.840
3TDF-270-E	270	42.412
3TDF-280-E	280	43.982
3TDF-290-E	290	45.553
3TDF-300-E	300	47.124
3TDF-310-E	310	48.695
3TDF-320-E	320	50.265
3TDF-330-E	330	51.836
3TDF-340-E	340	53.407
3TDF-350-E	350	54.978
3TDF-370-E	360	56.549
3TDF-400-E	400	62.832
3TDF-440-E	440	69.115

- For Field Splice Kit order 3CCR-7

* Available with Aramid Core. See page VII for alternate belt construction and reverse bending applications.

** Reduce Operating Load Rating by 50% for field splices.

- Three Dimensional Drive
- Zero Backlash
- Silent Drive
- Infinite Lengths
- 90A Durometer
- No Lubrication
- Weight .12 oz./ft.
- Positive Drive
- Ultimate Tensile Strength 50 lbs. - 9 lbs./Pin when belt is used in open loop configuration (without splice, no crimp bushing).
- Temperature Range +180°F to -15°F
- Recommended Operating Load 12 lbs.
- Recommended Max. Operating Speed 376 Feet/Min.

BULK FOOTAGE - NOT SPLICED	
STOCK NO.	LENGTH
3TDF-5FT	5 FT
3TDF-10FT	10 FT
3TDF-25FT	25 FT
3TDF-50FT	50 FT
3TDF-100FT	100 FT

3-D PULLEYS

PITCH	CIRCULAR PITCH	BORE	STYLE	MATERIALS	BERG'S ® NAME	BELT
π/20	**.15708**	**1/8"**	**PIN HUB**	303 Stainless Steel or 2024-T4 Anodized Aluminum	**Min-E-Pitch® Three D Drive**	Operates with 3TDF Series

A

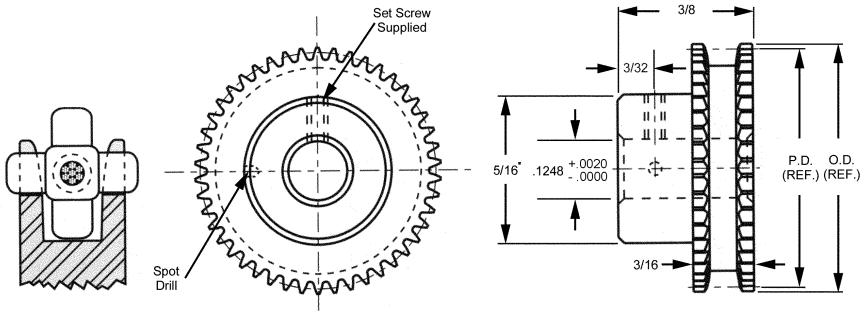

303 STAINLESS STEEL	2024-T4 ALUMINUM ANODIZED			
STOCK NO.	STOCK NO.	NO. OF TEETH	PITCH DIA.	OUTSIDE DIA.
3TDP14S-10	3TDP14A-10	10•*	.4994	.561
3TDP14S-11	3TDP14A-11	11*	.5493	.611
3TDP14S-12	3TDP14A-12	12*	.5992	.661
3TDP14S-13	3TDP14A-13	13*	.6492	.711
3TDP14S-14	3TDP14A-14	14*	.6991	.761
3TDP14S-15	3TDP14A-15	15*	.7490	.811
3TDP14S-16	3TDP14A-16	16	.7990	.861
3TDP14S-17	3TDP14A-17	17	.8489	.911
3TDP14S-18	3TDP14A-18	18	.8988	.961
3TDP14S-19	3TDP14A-19	19	.9488	1.011
3TDP14S-20	3TDP14A-20	20	.9987	1.061
3TDP14S-22	3TDP14A-22	22	1.0986	1.161
3TDP14S-24	3TDP14A-24	24	1.1985	1.260
3TDP14S-25	3TDP14A-25	25	1.2484	1.310
3TDP14S-26	3TDP14A-26	26	1.2983	1.360
3TDP14S-28	3TDP14A-28	28	1.3982	1.460
3TDP14S-30	3TDP14A-30	30	1.4981	1.560
3TDP14S-32	3TDP14A-32	32	1.5980	1.660
3TDP14S-35	3TDP14A-35	35**	1.7478	1.810
3TDP14S-36	3TDP14A-36	36**	1.7977	1.860
3TDP14S-40	3TDP14A-40	40**	1.9974	2.059
3TDP14S-45	3TDP14A-45	45**	2.2471	2.309
3TDP14S-50	3TDP14A-50	50**	2.4968	2.559
3TDP14S-55	3TDP14A-55	55**	2.7465	2.808
3TDP14S-60	3TDP14A-60	60**	2.9962	3.058
3TDP14S-65	3TDP14A-65	65**	3.2458	3.308
3TDP14S-70	3TDP14A-70	70**	3.4955	3.558
3TDP14S-75	3TDP14A-75	75**	3.7452	3.807
3TDP14S-80	3TDP14A-80	80**	3.9949	4.057

** May be 2 piece construction 303 Stainless Steel hub. Outline and overall length change slightly.
• For 10 teeth, hub diameter equals .29.
* Pulleys with .750 P.D. and smaller are recommended for idler use only.

Other numbers of teeth are available on request.

Teeth could be anodized.

3-D PULLEYS

PITCH	CIRCULAR PITCH	BORE	STYLE	MATERIALS	BERG'S ® NAME	BELT
π/20	.15708	3/16"	PIN HUB	303 Stainless Steel or 2024-T4 Anodized Aluminum	**Min-E-Pitch® Three D Drive**	Operates with 3TDF Series

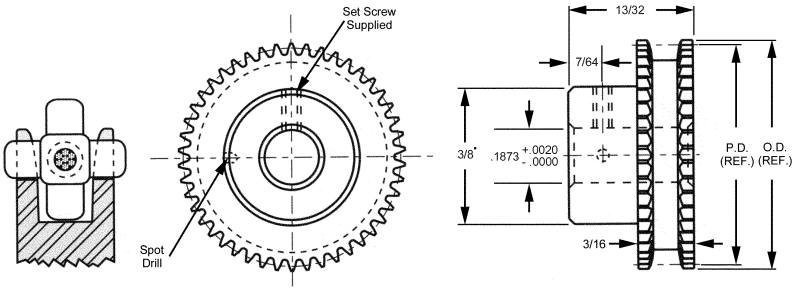

303 STAINLESS STEEL	2024-T4 ALUMINUM ANODIZED			
STOCK NO.	STOCK NO.	NO. OF TEETH	PITCH DIA.	OUTSIDE DIA.
3TDP21S-11	3TDP21A-11	11•*	.5493	.611
3TDP21S-12	3TDP21A-12	12*	.5992	.661
3TDP21S-13	3TDP21A-13	13*	.6492	.711
3TDP21S-14	3TDP21A-14	14*	.6991	.761
3TDP21S-15	3TDP21A-15	15*	.7490	.811
3TDP21S-16	3TDP21A-16	16	.7990	.861
3TDP21S-17	3TDP21A-17	17	.8489	.911
3TDP21S-18	3TDP21A-18	18	.8988	.961
3TDP21S-19	3TDP21A-19	19	.9488	1.011
3TDP21S-20	3TDP21A-20	20	.9987	1.061
3TDP21S-22	3TDP21A-22	22	1.0986	1.161
3TDP21S-24	3TDP21A-24	24	1.1985	1.260
3TDP21S-25	3TDP21A-25	25	1.2484	1.310
3TDP21S-26	3TDP21A-26	26	1.2983	1.360
3TDP21S-28	3TDP21A-28	28	1.3982	1.460
3TDP21S-30	3TDP21A-30	30	1.4981	1.560
3TDP21S-32	3TDP21A-32	32	1.5980	1.660
3TDP21S-35	3TDP21A-35	35	1.7478	1.810
3TDP21S-36	3TDP21A-36	36	1.7977	1.860
3TDP21S-40	3TDP21A-40	40	1.9974	2.059
3TDP21S-45	3TDP21A-45	45	2.2471	2.309
3TDP21S-50	3TDP21A-50	50	2.4968	2.559
3TDP21S-55	3TDP21A-55	55	2.7465	2.808
3TDP21S-60	3TDP21A-60	60	2.9962	3.058
3TDP21S-65	3TDP21A-65	65	3.2458	3.308
3TDP21S-70	3TDP21A-70	70	3.4955	3.558
3TDP21S-75	3TDP21A-75	75	3.7452	3.807
3TDP21S-80	3TDP21A-80	80	3.9949	4.057

* Pulleys with .750 P.D. and smaller are recommended for idler use only.

• For 11 teeth, hub diameter equals .34.

Other numbers of teeth are available on request.

Teeth could be anodized.

3-D PULLEYS

PITCH	CIRCULAR PITCH	BORE	STYLE	MATERIALS	BERG'S ® NAME	BELT
π/20	**.15708**	**1/4"**	**PIN HUB**	303 Stainless Steel or 2024-T4 Anodized Aluminum	**Min-E-Pitch® Three D Drive**	Operates with 3TDF Series

A

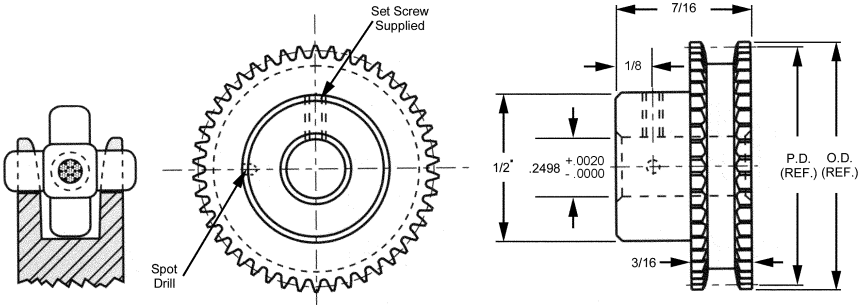

303 STAINLESS STEEL	2024-T4 ALUMINUM ANODIZED			
STOCK NO.	STOCK NO.	NO. OF TEETH	PITCH DIA.	OUTSIDE DIA.
3TDP28S-13	3TDP28A-13	13•*	.6492	.711
3TDP28S-14	3TDP28A-14	14•*	.6991	.761
3TDP28S-15	3TDP28A-15	15*	.7490	.810
3TDP28S-16	3TDP28A-16	16	.7990	.861
3TDP28S-17	3TDP28A-17	17	.8489	.911
3TDP28S-18	3TDP28A-18	18	.8988	.961
3TDP28S-19	3TDP28A-19	19	.9488	1.011
3TDP28S-20	3TDP28A-20	20	.9987	1.061
3TDP28S-22	3TDP28A-22	22	1.0986	1.161
3TDP28S-24	3TDP28A-24	24	1.1985	1.260
3TDP28S-25	3TDP28A-25	25	1.2484	1.310
3TDP28S-26	3TDP28A-26	26	1.2983	1.360
3TDP28S-28	3TDP28A-28	28	1.3982	1.460
3TDP28S-30	3TDP28A-30	30	1.4981	1.560
3TDP28S-32	3TDP28A-32	32	1.5980	1.660
3TDP28S-35	3TDP28A-35	35	1.7478	1.810
3TDP28S-36	3TDP28A-36	36	1.7977	1.860
3TDP28S-40	3TDP28A-40	40	1.9974	2.059
3TDP28S-45	3TDP28A-45	45	2.2471	2.309
3TDP28S-50	3TDP28A-50	50	2.4968	2.558
3TDP28S-55	3TDP28A-55	55	2.7465	2.808
3TDP28S-60	3TDP28A-60	60	2.9962	3.058
3TDP28S-65	3TDP28A-65	65	3.2458	3.308
3TDP28S-70	3TDP28A-70	70	3.4955	3.558
3TDP28S-75	3TDP28A-75	75	3.7452	3.807
3TDP28S-80	3TDP28A-80	80	3.9949	4.057

* Pulleys with .750 P.D. and smaller are recommended for idler use only.

• For 13-14 teeth, hub diameter equals .44.
Other numbers of teeth are available on request.

Teeth could be anodized.

3-D PULLEYS

PITCH	CIRCULAR PITCH	BORE	STYLE	MATERIALS	BERG'S ® NAME	BELT
π/20	**.15708**	**5/16"**	**PIN HUB**	303 Stainless Steel or 2024-T4 Anodized Aluminum	**Min-E-Pitch® Three D Drive**	Operates with 3TDF Series

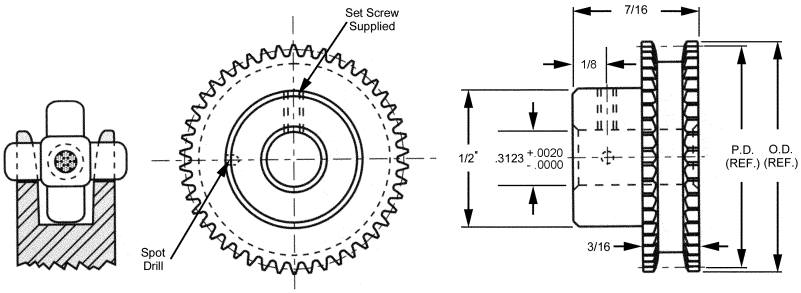

303 STAINLESS STEEL	2024-T4 ALUMINUM ANODIZED			
STOCK NO.	STOCK NO.	NO. OF TEETH	PITCH DIA.	OUTSIDE DIA.
3TDP32S-15	3TDP32A-15	15*	.7490	.811
3TDP32S-16	3TDP32A-16	16	.7990	.861
3TDP32S-17	3TDP32A-17	17	.8489	.911
3TDP32S-18	3TDP32A-18	18	.8988	.961
3TDP32S-19	3TDP32A-19	19	.9488	1.011
3TDP32S-20	3TDP32A-20	20	.9987	1.061
3TDP32S-22	3TDP32A-22	22	1.0986	1.161
3TDP32S-24	3TDP32A-24	24	1.1985	1.260
3TDP32S-25	3TDP32A-25	25	1.2484	1.310
3TDP32S-26	3TDP32A-26	26	1.2983	1.360
3TDP32S-28	3TDP32A-28	28	1.3982	1.460
3TDP32S-30	3TDP32A-30	30	1.4981	1.560
3TDP32S-32	3TDP32A-32	32	1.5980	1.660
3TDP32S-35	3TDP32A-35	35	1.7478	1.810
3TDP32S-36	3TDP32A-36	36	1.7977	1.860
3TDP32S-40	3TDP32A-40	40	1.9974	2.059
3TDP32S-45	3TDP32A-45	45	2.2471	2.309
3TDP32S-50	3TDP32A-50	50	2.4968	2.559
3TDP32S-55	3TDP32A-55	55	2.7465	2.808
3TDP32S-60	3TDP32A-60	60	2.9962	3.058
3TDP32S-65	3TDP32A-65	65	3.2458	3.308
3TDP32S-70	3TDP32A-70	70	3.4955	3.558
3TDP32S-75	3TDP32A-75	75	3.7452	3.807
3TDP32S-80	3TDP32A-80	80	3.9949	4.057

* Pulleys with .750 P.D. and smaller are recommended for idler use only.

Other numbers of teeth are available on request.

Teeth could be anodized.

3-D PULLEYS

PITCH	CIRCULAR PITCH	BORE	STYLE	MATERIALS	BERG'S ® NAME	BELT
π/20	**.15708**	**3/8"**	**HUBLESS**	303 Stainless Steel or 2024-T4 Anodized Aluminum	**Min-E-Pitch® Three D Drive**	Operates with 3TDF Series

A

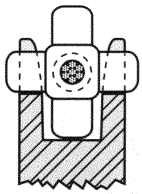

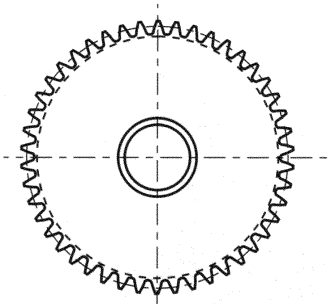

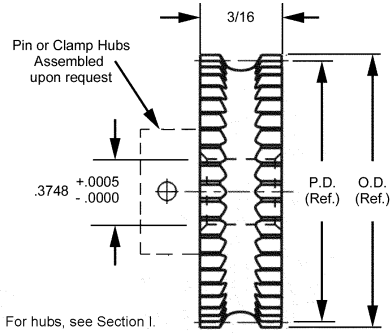

303 STAINLESS STEEL	2024-T4 ALUMINUM ANODIZED			
STOCK NO.	STOCK NO.	NO. OF TEETH	PITCH DIA.	OUTSIDE DIA.
3TF5S-14	3TF5A-14	14*	.6991	.761
3TF5S-15	3TF5A-15	15*	.7490	.811
3TF5S-16	3TF5A-16	16	.7990	.861
3TF5S-17	3TF5A-17	17	.8489	.911
3TF5S-18	3TF5A-18	18	.8988	.961
3TF5S-19	3TF5A-19	19	.9488	1.011
3TF5S-20	3TF5A-20	20	.9987	1.061
3TF5S-22	3TF5A-22	22	1.0986	1.161
3TF5S-24	3TF5A-24	24	1.1985	1.260
3TF5S-25	3TF5A-25	25	1.2484	1.310
3TF5S-26	3TF5A-26	26	1.2983	1.360
3TF5S-28	3TF5A-28	28	1.3982	1.460
3TF5S-30	3TF5A-30	30	1.4981	1.560
3TF5S-32	3TF5A-32	32	1.5980	1.660
3TF5S-35	3TF5A-35	35	1.7478	1.810
3TF5S-36	3TF5A-36	36	1.7977	1.860
3TF5S-40	3TF5A-40	40	1.9974	2.059
3TF5S-45	3TF5A-45	45	2.2471	2.309
3TF5S-50	3TF5A-50	50	2.4968	2.559
3TF5S-55	3TF5A-55	55	2.7465	2.808
3TF5S-60	3TF5A-60	60	2.9962	3.058
3TF5S-65	3TF5A-65	65	3.2458	3.308
3TF5S-70	3TF5A-70	70	3.4955	3.558
3TF5S-75	3TF5A-75	75	3.7452	3.807
3TF5S-80	3TF5A-80	80	3.9949	4.057

* Pulleys with .750 P.D. and smaller are recommended for idler use only.

Other numbers of teeth are available on request.

Teeth could be anodized.

3-D PULLEYS

PITCH	CIRCULAR PITCH	BORE	STYLE	MATERIALS	BERG'S ® NAME	BELT
π/20	**.15708**	**11/16"**	**HUBLESS**	303 Stainless Steel or 2024-T4 Anodized Aluminum	**Min-E-Pitch® Three D Drive**	Operates with 3TDF Series

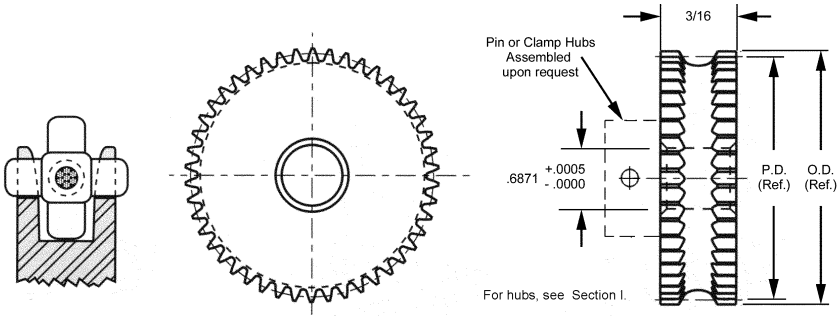

303 STAINLESS STEEL	2024-T4 ALUMINUM ANODIZED			
STOCK NO.	STOCK NO.	NO. OF TEETH	PITCH DIA.	OUTSIDE DIA.
3TF19S-20	3TF19A-20	20	.9987	1.061
3TF19S-22	3TF19A-22	22	1.0986	1.161
3TF19S-24	3TF19A-24	24	1.1985	1.260
3TF19S-25	3TF19A-25	25	1.2484	1.310
3TF19S-26	3TF19A-26	26	1.2983	1.360
3TF19S-28	3TF19A-28	28	1.3982	1.460
3TF19S-30	3TF19A-30	30	1.4981	1.560
3TF19S-32	3TF19A-32	32	1.5980	1.660
3TF19S-35	3TF19A-35	35	1.7478	1.810
3TF19S-36	3TF19A-36	36	1.7977	1.860
3TF19S-40	3TF19A-40	40	1.9974	2.059
3TF19S-45	3TF19A-45	45	2.2471	2.309
3TF19S-50	3TF19A-50	50	2.4968	2.559
3TF19S-55	3TF19A-55	55	2.7465	2.808
3TF19S-60	3TF19A-60	60	2.9962	3.058
3TF19S-65	3TF19A-65	65	3.2458	3.308
3TF19S-70	3TF19A-70	70	3.4955	3.558
3TF19S-75	3TF19A-75	75	3.7452	3.807
3TF19S-80	3TF19A-80	80	3.9949	4.057

* Pulleys with .750 P.D. and smaller are recommended for idler use only.

Other numbers of teeth are available on request.

Teeth could be anodized.

3-D PULLEYS

PITCH	CIRCULAR PITCH	BORE	STYLE	MATERIALS	BERG'S ® NAME	BELT
π/20	**.15708**	**1/8"**	**IDLER**	303 Stainless Steel w/Teflon® Bushings	**Min-E-Pitch® Three D Drive**	Operates with 3TDF Series

A

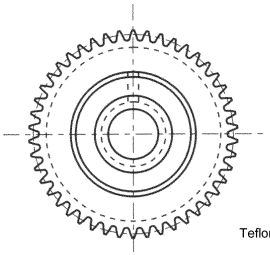

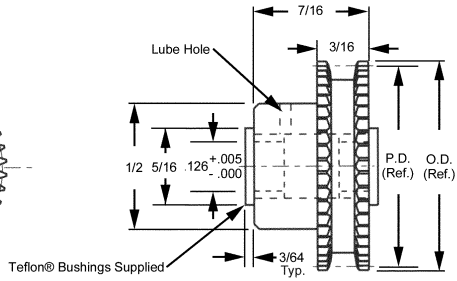

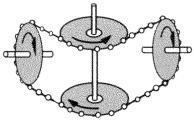

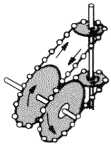

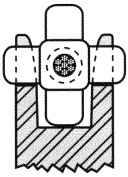

STOCK NO.	NO. OF TEETH	PITCH DIA.	OUTSIDE DIA.
3MTB28S-25	25	1.2484	1.310
3MTB28S-26	26	1.2983	1.360
3MTB28S-28	28	1.3982	1.460
3MTB28S-30	30	1.4981	1.560
3MTB28S-32	32	1.5980	1.660
3MTB28S-34	34	1.6978	1.760
3MTB28S-35	35	1.7478	1.810
3MTB28S-36	36	1.7977	1.860
3MTB28S-38	38	1.8976	1.960
3MTB28S-40	40	1.9974	2.059
3MTB28S-44	44	2.1972	2.259
3MTB28S-45	45	2.2471	2.309
3MTB28S-50	50	2.4968	2.559
3MTB28S-55	55	2.7465	2.808
3MTB28S-60	60	2.9962	3.058
3MTB28S-65	65	3.2458	3.308
3MTB28S-70	70	3.4955	3.558
3MTB28S-75	75	3.7452	3.807
3MTB28S-80	80	3.9949	4.057

Other numbers of teeth are available on request.

3-D PULLEYS

PITCH	CIRCULAR PITCH	BORE	STYLE	MATERIALS	BERG'S ® NAME	BELT
π/20	**.15708**	**3/16"**	**IDLER**	303 Stainless Steel w/Teflon® Bushings	**Min-E-Pitch® Three D Drive**	Operates with 3TDF Series

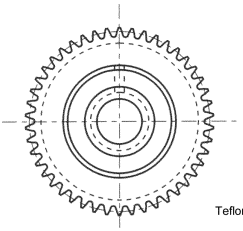

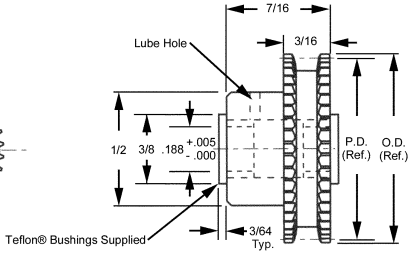

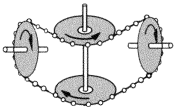



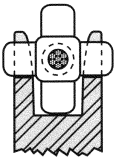

STOCK NO.	NO. OF TEETH	PITCH DIA.	OUTSIDE DIA.
3MTB32S-25	25	1.2484	1.310
3MTB32S-26	26	1.2983	1.360
3MTB32S-28	28	1.3982	1.460
3MTB32S-30	30	1.4981	1.560
3MTB32S-32	32	1.5980	1.660
3MTB32S-34	34	1.6978	1.760
3MTB32S-35	35	1.7478	1.810
3MTB32S-36	36	1.7977	1.860
3MTB32S-38	38	1.8976	1.960
3MTB32S-40	40	1.9974	2.059
3MTB32S-44	44	2.1972	2.259
3MTB32S-45	45	2.2471	2.309
3MTB32S-50	50	2.4968	2.559
3MTB32S-55	55	2.7465	2.808
3MTB32S-60	60	2.9962	3.058
3MTB32S-65	65	3.2458	3.308
3MTB32S-70	70	3.4955	3.558
3MTB32S-75	75	3.7452	3.807
3MTB32S-80	80	3.9949	4.057

Other numbers of teeth are available on request.

3-D PULLEYS

PITCH	CIRCULAR PITCH	BORE	STYLE	MATERIALS	BERG'S ® NAME	BELT
π/20	**.15708**	**1/4"**	**IDLER**	303 Stainless Steel w/Teflon® Bushings	**Min-E-Pitch® Three D Drive**	Operates with 3TDF Series

A

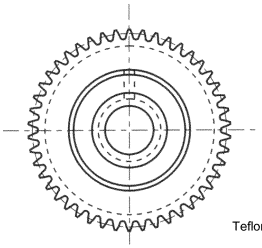

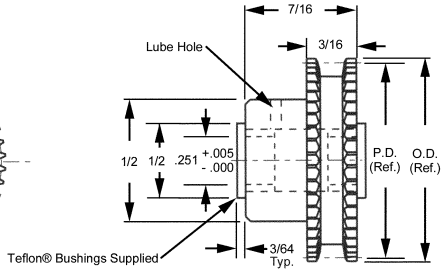

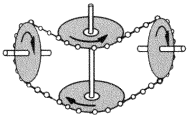

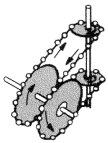

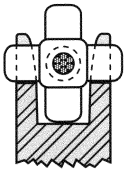

STOCK NO.	NO. OF TEETH	PITCH DIA.	OUTSIDE DIA.
3MTB42S-25	25	1.2484	1.310
3MTB42S-26	26	1.2983	1.360
3MTB42S-28	28	1.3982	1.460
3MTB42S-30	30	1.4981	1.560
3MTB42S-32	32	1.5980	1.660
3MTB42S-34	34	1.6978	1.760
3MTB42S-35	35	1.7478	1.810
3MTB42S-36	36	1.7977	1.860
3MTB42S-38	38	1.8976	1.960
3MTB42S-40	40	1.9974	2.059
3MTB42S-44	44	2.1972	2.259
3MTB42S-45	45	2.2471	2.309
3MTB42S-50	50	2.4968	2.559
3MTB42S-55	55	2.7465	2.808
3MTB42S-60	60	2.9962	3.058
3MTB42S-65	65	3.2458	3.308
3MTB42S-70	70	3.4955	3.558
3MTB42S-75	75	3.7452	3.807
3MTB42S-80	80	3.9949	4.057

Other numbers of teeth are available on request.

FIELD SPLICE KITS

Splicing Procedures:

1. Cut “Berg" Min-E-Pitch sharp and square as shown, using cutter TL-1 to desired number of pitches, plus one pitch.

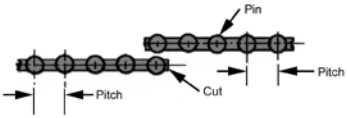

2. Cut plastic jacket (one pitch each side) lightly with sharp razor blade as shown all around. Strip or twist off jacket carefully. Caution: do not cut or fray the cable.

3. Slide stripped cable into oval splice bushing carefully. Caution: do not fray cable. Feed cable into chamfered end of bushing last.

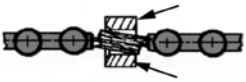

4. Center bushing and be certain chain or belt is straight before crimping.
5. Position crimp tool over bushing and squeeze tightly for maximum splice strength.

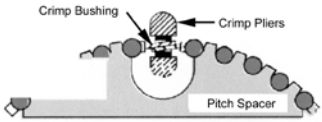

FIELD SPLICES OFFER ONLY 50% OF CATALOG RATED LOADS.

CHAIN SERIES	STOCK NO.	FIELD SPLICE KIT AND ACCESSORIES
3CCF 3DCF 3CBF 3TDF	3CCR-7	COMPLETE KIT CONSISTS OF: CRIMP TOOL, PITCH SPACER, SAMPLE CHAINS & BELTS, CABLE CUTTER, BUSHINGS, RAZOR BLADES & INSTRUCTIONS
	BU-032-S	EXTRA SPLICE BUSHING
	TL-3	CRIMP TOOL
	TL-1	CABLE CUTTER FOR UP TO 3/64" CABLE

W.M. Berg will factory splice to order any length chain at a nominal charge.

Field splices offer only 50% of catalog rated loads.

FLEX-E-PITCH® TECHNICAL DATA

Operating Notes:
This chain offers zero backlash and extremely smooth operation. Always use as large a sprocket as possible for maximum cable life. *No Lubrication Required.*

CIRCULAR PITCH	PIN DIAMETER	MATERIALS	BERG'S ® NAME	SPROCKET
.1475	**.090**	Polyurethane (Blue) 1/32" Stainless Steel Cable	**Flex-E-Pitch®**	Operates with 14LC and 14LP series.

A

14CCF Series

- Ultimate tensile 100 lbs., 12 lb./pin - when belt is used in open loop configuration (without splice, no crimp bushing).
- Minimum Recommended Sprocket Diameter .750 P.D.
- Recommended Maximum Operating Speed 376 Feet/Min.
- Recommended Operating Load 25 lbs.

** Reduce Operating Load Rating by 50% for field splices.

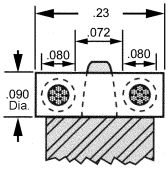

CIRCULAR PITCH	PIN DIAMETER	MATERIALS	BERG'S ® NAME	SPROCKET
.250	**.130**	Polyurethane (Yellow) 1/32" Stainless Steel Cable	**Flex-E-Pitch®**	Operates with 25LC, 25CF and 25CP series.

25CCF Series

- Ultimate tensile 100 lbs., 22 lb./pin - when belt is used in open loop
- Minimum Recommended Sprocket Diameter .750 P.D.
- Recommended Maximum Operating Speed 376 Feet/Min.
- Recommended Operating Load 25 lbs.

** Reduce Operating Load Rating by 50% for field splices.

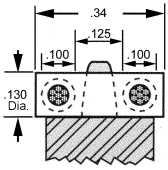

CIRCULAR PITCH	PIN DIAMETER	MATERIALS	BERG'S ® NAME	SPROCKET
.375	**.200**	Polyurethane (Brown) 3/64" Stainless Steel Cable	**Flex-E-Pitch®**	Operates with 35CF series.

35CCF Series

- Ultimate tensile 200 lbs., 50 lb./pin - when belt is used in open loop
- Minimum Recommended Sprocket Diameter 1.375" P.D.
- Recommended Maximum Operating Speed 376 Feet/Min.
- Recommended Operating Load 55 lbs.

** Reduce Operating Load Rating by 50% for field splices.

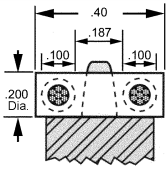

CIRCULAR PITCH	PIN DIAMETER	MATERIALS	BERG'S ® NAME	SPROCKET
.500	**.306**	Polyurethane (Red) 1/16" Stainless Steel Cable	**Flex-E-Pitch®**	Operates with 7CF series.

7CCF Series

- Ultimate tensile 300 lbs., 70 lb./pin - when belt is used in open loop
- Minimum Recommended Sprocket Diameter 1.760" P.D.
- Recommended Maximum Operating Speed 376 Feet/Min.
- Recommended Operating Load 75 lbs.

** Reduce Operating Load Rating by 50% for field splices.

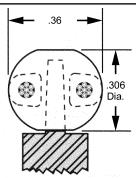

CHAINS

CIRCULAR PITCH	PIN DIAMETER	MATERIALS	BERG'S ® NAME	SPROCKET
.1475	**.090**	Polyurethane (Blue) 1/32" Stainless Steel Cable*	**Flex-E-Pitch®**	Operates with 14LC and 14LP series.

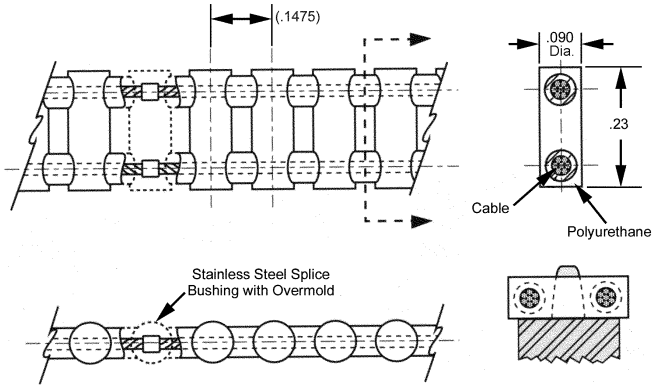

- For Field Splice Kit order 14CCF-7.

* Available with Aramid Core construction. See page VII for alternate belt construction and reverse belt bending applications.

** Reduce Operating Load Rating by 50% for field splices.

Designed to replace standard metal roller chain systems:
- No multiple link joints to bind.
- Lubrication is never required.
- Easily modified to any length.
- Large selection of mating sprockets.
- Infinite Lengths
- Silent Drive
- Rust Proof
- 90A Durometer
- Non-Magnetic
- Positive Drive
- Zero Backlash
- Weight .15 oz./ft.
- Ultimate Tensile Strength 100 lbs. - 12 lbs./Pin when belt is used in an open configuration (without splice, no crimp bushing)
- Temperature Range +180°F to -15°F
- Recommended Operating Load 25 lbs.
- Recommended Max. Operating Speed 376 Feet/Min

STOCK NO.	NO. OF PITCHES	LENGTH (Ref.)
14CCF-40-E	40	5.900
14CCF-50-E	50	7.375
14CCF-60-E	60	8.850
14CCF-70-E	70	10.325
14CCF-80-E	80	11.800
14CCF-90-E	90	13.275
14CCF-100-E	100	14.750
14CCF-110-E	110	16.225
14CCF-120-E	120	17.700
14CCF-130-E	130	19.175
14CCF-140-E	140	20.650
14CCF-150-E	150	22.125
14CCF-160-E	160	23.600
14CCF-170-E	170	25.075
14CCF-180-E	180	26.550
14CCF-190-E	190	28.025
14CCF-200-E	200	29.500
14CCF-210-E	210	30.975
14CCF-220-E	220	32.450
14CCF-230-E	230	33.925
14CCF-240-E	240	35.400
14CCF-250-E	250	36.875
14CCF-260-E	260	38.350
14CCF-270-E	270	39.825
14CCF-280-E	280	41.300
14CCF-290-E	290	42.775
14CCF-300-E	300	44.250
14CCF-310-E	310	45.725
14CCF-320-E	320	47.200
14CCF-330-E	330	48.675
14CCF-340-E	340	50.150
14CCF-370-E	370	54.575
14CCF-390-E	390	57.525

BULK FOOTAGE - NOT SPLICED	
STOCK NO.	LENGTH
14CCF-5FT	5 FT
14CCF-10FT	10 FT
14CCF-25FT	25 FT
14CCF-50FT	50 FT
14CCF-100FT	100 FT

CHAIN SPROCKETS

CIRCULAR PITCH	BORE	STYLE	MATERIALS	BERG'S ® NAME	CHAIN
.1475	**1/4"**	**PIN HUB**	Delrin®	**Flex-E-Pitch®**	Operates with 14CCF Series

A

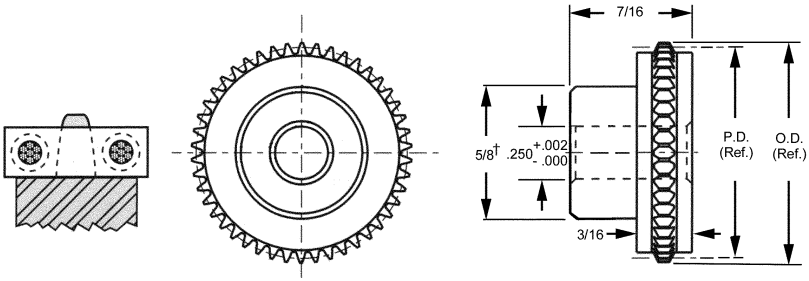

STOCK NO.	NO. OF TEETH	PITCH DIA.	OUTSIDE DIA.
14LC4M-14	14†*	.6613	.741
14LC4M-15	15†*	.7086	.789
14LC4M-16	16	.7558	.836
14LC4M-18	18	.8503	.930
14LC4M-20	20	.9448	1.025
14LC4M-22	22	1.0392	1.119
14LC4M-24	24	1.1337	1.214
14LC4M-26	26	1.2282	1.308
14LC4M-30	30	1.4171	1.497
14LC4M-32	32	1.5116	1.592
14LC4M-36	36	1.7006	1.781
14LC4M-40	40	1.8895	1.970
14LC4M-42	42	1.9840	2.064
14LC4M-44	44	2.0785	2.158
14LC4M-45	45	2.1257	2.206
14LC4M-50	50	2.3619	2.442
14LC4M-55	55	2.5981	2.678
14LC4M-60	60	2.8343	2.914

† Teeth runout on hub.
* Sprockets with .750 P.D. and smaller are recommended for idler use only.

Other numbers of teeth available on request.

CHAIN SPROCKETS

CIRCULAR PITCH	BORE	STYLE	MATERIALS	BERG'S ® NAME	CHAIN
.1475	**3/16"**	**PIN HUB**	303 Stainless Steel 2024-T4 Aluminum Anodized	**Flex-E-Pitch®**	Operates with 14CCF Series

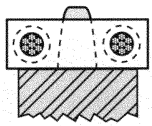

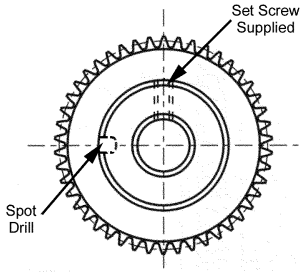

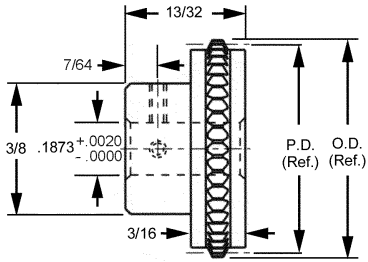

303 STAINLESS STEEL	2024-T4 ALUMINUM ANODIZED			
STOCK NO.	STOCK NO.	NO. OF TEETH	PITCH DIA.	OUTSIDE DIA.
14LC21S-10	14LC21A-10	10*	.4724	.552
14LC21S-11	14LC21A-11	11*	.5196	.600
14LC21S-12	14LC21A-12	12*	.5669	.647
14LC21S-13	14LC21A-13	13*	.6141	.694
14LC21S-14	14LC21A-14	14*	.6613	.741
14LC21S-15	14LC21A-15	15*	.7086	.789
14LC21S-16	14LC21A-16	16	.7558	.836
14LC21S-17	14LC21A-17	17	.8030	.883
14LC21S-18	14LC21A-18	18	.8503	.930
14LC21S-19	14LC21A-19	19	.8975	.978
14LC21S-20	14LC21A-20	20	.9448	1.025
14LC21S-21	14LC21A-21	21	.9920	1.072
14LC21S-22	14LC21A-22	22	1.0392	1.119
14LC21S-23	14LC21A-23	23	1.0865	1.166
14LC21S-24	14LC21A-24	24	1.1337	1.214
14LC21S-25	14LC21A-25	25	1.1809	1.261
14LC21S-26	14LC21A-26	26	1.2282	1.308
14LC21S-27	14LC21A-27	27	1.2754	1.355
14LC21S-28	14LC21A-28	28	1.3227	1.403
14LC21S-29	14LC21A-29	29	1.3699	1.450
14LC21S-30	14LC21A-30	30	1.4171	1.497
14LC21S-31	14LC21A-31	31	1.4644	1.544
14LC21S-32	14LC21A-32	32	1.5116	1.592
14LC21S-33	14LC21A-33	33	1.5588	1.639
14LC21S-34	14LC21A-34	34	1.6061	1.686
14LC21S-35	14LC21A-35	35	1.6533	1.733
14LC21S-36	14LC21A-36	36	1.7006	1.781
14LC21S-38	14LC21A-38	38	1.7950	1.875

* Sprockets with .750 P.D. and smaller are recommended for idler use only.

Other numbers of teeth available on request.

Teeth could be anodized.

CHAIN SPROCKETS

CIRCULAR PITCH	BORE	STYLE	MATERIALS	BERG'S ® NAME	CHAIN
.1475	**1/8"**	**PIN HUB**	303 Stainless Steel or 2024-T4 Aluminum Anodized	**Flex-E-Pitch®**	Operates with 14CCF Series

A

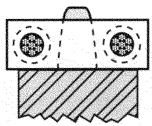

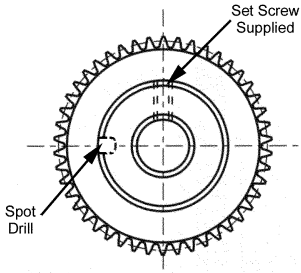

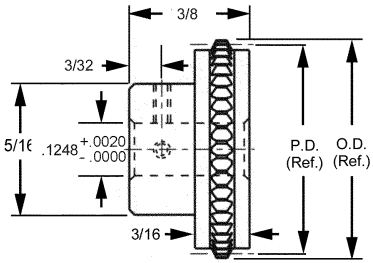

303 STAINLESS STEEL	2024-T4 ALUMINUM ANODIZED			
STOCK NO.	STOCK NO.	NO. OF TEETH	PITCH DIA.	OUTSIDE DIA.
14LC14S-10	14LC14A-10	10*	.4724	.552
14LC14S-11	14LC14A-11	11*	.5196	.600
14LC14S-12	14LC14A-12	12*	.5669	.647
14LC14S-13	14LC14A-13	13*	.6141	.694
14LC14S-14	14LC14A-14	14*	.6613	.741
14LC14S-15	14LC14A-15	15*	.7086	.789
14LC14S-16	14LC14A-16	16	.7558	.836
14LC14S-17	14LC14A-17	17	.8030	.883
14LC14S-18	14LC14A-18	18	.8503	.930
14LC14S-19	14LC14A-19	19	.8975	.978
14LC14S-20	14LC14A-20	20	.9448	1.025
14LC14S-21	14LC14A-21	21	.9920	1.072
14LC14S-22	14LC14A-22	22	1.0392	1.119
14LC14S-23	14LC14A-23	23	1.0865	1.166
14LC14S-24	14LC14A-24	24	1.1337	1.214
14LC14S-25	14LC14A-25	25	1.1809	1.261
14LC14S-26	14LC14A-26	26	1.2282	1.308
14LC14S-27	14LC14A-27	27	1.2754	1.355
14LC14S-28	14LC14A-28	28	1.3227	1.403
14LC14S-29	14LC14A-29	29	1.3699	1.450
14LC14S-30	14LC14A-30	30	1.4171	1.497
14LC14S-31	14LC14A-31	31	1.4644	1.544
14LC14S-32	14LC14A-32	32	1.5116	1.592
14LC14S-33	14LC14A-33	33	1.5588	1.639
14LC14S-34	14LC14A-34	34	1.6061	1.686
14LC14S-35	14LC14A-35	35	1.6533	1.733
14LC14S-36	14LC14A-36	36	1.7006	1.781
14LC14S-38	14LC14A-38	38	1.7950	1.875

* Sprockets with .750 P.D. and smaller are recommended for idler use only.

Other numbers of teeth available on request.

Teeth could be anodized.

CHAIN SPROCKETS

CIRCULAR PITCH	BORE	STYLE	MATERIALS	BERG'S ® NAME	CHAIN
.1475	**5/16"**	**PIN HUB**	303 Stainless Steel 2024-T4 Aluminum Anodized	**Flex-E-Pitch®**	Operates with 14CCF Series

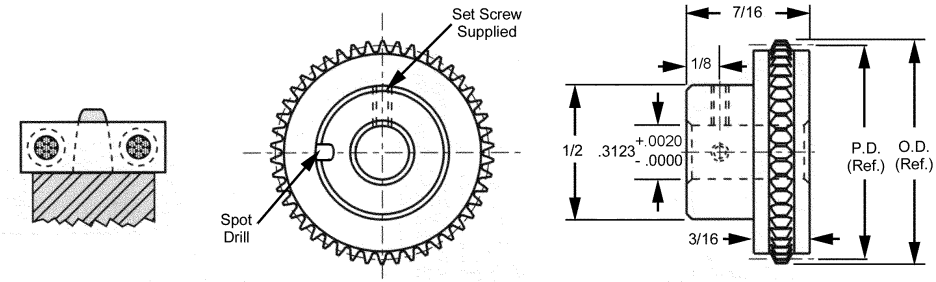

303 STAINLESS STEEL	2024-T4 ALUMINUM ANODIZED			
STOCK NO.	STOCK NO.	NO. OF TEETH	PITCH DIA.	OUTSIDE DIA.
14LC32S-13	14LC32A-13	13*	.6141	.694
14LC32S-14	14LC32A-14	14*	.6613	.741
14LC32S-15	14LC32A-15	15*	.7086	.789
14LC32S-16	14LC32A-16	16	.7558	.836
14LC32S-17	14LC32A-17	17	.8030	.883
14LC32S-18	14LC32A-18	18	.8503	.930
14LC32S-19	14LC32A-19	19	.8975	.978
14LC32S-20	14LC32A-20	20	.9448	1.025
14LC32S-21	14LC32A-21	21	.9920	1.072
14LC32S-22	14LC32A-22	22	1.0392	1.119
14LC32S-23	14LC32A-23	23	1.0865	1.166
14LC32S-24	14LC32A-24	24	1.1337	1.214
14LC32S-25	14LC32A-25	25	1.1809	1.261
14LC32S-26	14LC32A-26	26	1.2282	1.308
14LC32S-27	14LC32A-27	27	1.2754	1.355
14LC32S-28	14LC32A-28	28	1.3227	1.403
14LC32S-29	14LC32A-29	29	1.3699	1.450
14LC32S-30	14LC32A-30	30	1.4171	1.497
14LC32S-31	14LC32A-31	31	1.4644	1.544
14LC32S-32	14LC32A-32	32	1.5116	1.592
14LC32S-33	14LC32A-33	33	1.5588	1.639
14LC32S-34	14LC32A-34	34	1.6061	1.686
14LC32S-35	14LC32A-35	35	1.6533	1.733
14LC32S-36	14LC32A-36	36	1.7006	1.781
14LC32S-38	14LC32A-38	38	1.7950	1.875
14LC32S-40	14LC32A-40	40	1.8895	1.970
14LC32S-42	14LC32A-42	42	1.9840	2.064
14LC32S-44	14LC32A-44	44	2.0785	2.158

* Sprockets with .750 P.D. and smaller are recommended for idler use only.

Other numbers of teeth available on request.

Teeth could be anodized.

CHAIN SPROCKETS

CIRCULAR PITCH	BORE	STYLE	MATERIALS	BERG'S ® NAME	CHAIN
.1475	1/4"	PIN HUB	303 Stainless Steel 2024-T4 Aluminum Anodized	Flex-E-Pitch®	Operates with 14CCF Series

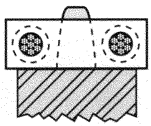

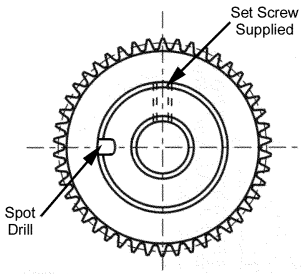

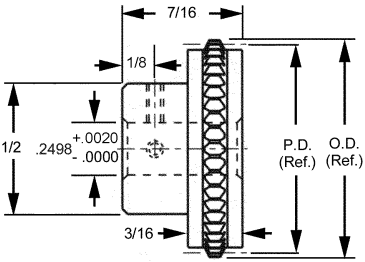

303 STAINLESS STEEL	2024-T4 ALUMINUM ANODIZED			
STOCK NO.	STOCK NO.	NO. OF TEETH	PITCH DIA.	OUTSIDE DIA.
14LC28S-13	14LC28A-13	13*	.6141	.694
14LC28S-14	14LC28A-14	14*	.6613	.741
14LC28S-15	14LC28A-15	15*	.7086	.789
14LC28S-16	14LC28A-16	16	.7558	.836
14LC28S-17	14LC28A-17	17	.8030	.883
14LC28S-18	14LC28A-18	18	.8503	.930
14LC28S-19	14LC28A-19	19	.8975	.978
14LC28S-20	14LC28A-20	20	.9448	1.025
14LC28S-21	14LC28A-21	21	.9920	1.072
14LC28S-22	14LC28A-22	22	1.0392	1.119
14LC28S-23	14LC28A-23	23	1.0865	1.166
14LC28S-24	14LC28A-24	24	1.1337	1.214
14LC28S-25	14LC28A-25	25	1.1809	1.261
14LC28S-26	14LC28A-26	26	1.2282	1.308
14LC28S-27	14LC28A-27	27	1.2754	1.355
14LC28S-28	14LC28A-28	28	1.3227	1.403
14LC28S-29	14LC28A-29	29	1.3699	1.450
14LC28S-30	14LC28A-30	30	1.4171	1.497
14LC28S-31	14LC28A-31	31	1.4644	1.544
14LC28S-32	14LC28A-32	32	1.5116	1.592
14LC28S-33	14LC28A-33	33	1.5588	1.639
14LC28S-34	14LC28A-34	34	1.6061	1.686
14LC28S-35	14LC28A-35	35	1.6533	1.733
14LC28S-36	14LC28A-36	36	1.7006	1.781
14LC28S-38	14LC28A-38	38	1.7950	1.875
14LC28S-40	14LC28A-40	40	1.8895	1.970
14LC28S-42	14LC28A-42	42	1.9840	2.064
14LC28S-44	14LC28A-44	44	2.0785	2.158

* Sprockets with .750 P.D. and smaller are recommended for idler use only.

Other numbers of teeth available on request.

Teeth could be anodized.

CHAIN SPROCKETS

CIRCULAR PITCH	BORE	STYLE	MATERIALS	BERG'S ® NAME	CHAIN
.1475	3/8"	HUBLESS	303 Stainless Steel 2024-T4 Aluminum Anodized	Flex-E-Pitch®	Operates with 14CCF Series

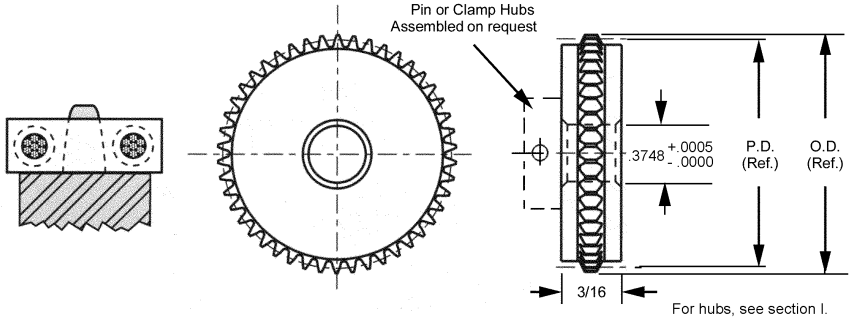

303 STAINLESS STEEL	2024-T4 ALUMINUM ANODIZED			
STOCK NO.	STOCK NO.	NO. OF TEETH	PITCH DIA.	OUTSIDE DIA.
14LP5S-13	14LP5A-13	13*	.6141	.694
14LP5S-14	14LP5A-14	14*	.6613	.741
14LP5S-15	14LP5A-15	15*	.7086	.789
14LP5S-16	14LP5A-16	16	.7558	.836
14LP5S-17	14LP5A-17	17	.8030	.883
14LP5S-18	14LP5A-18	18	.8503	.930
14LP5S-19	14LP5A-19	19	.8975	.978
14LP5S-20	14LP5A-20	20	.9448	1.025
14LP5S-21	14LP5A-21	21	.9920	1.072
14LP5S-22	14LP5A-22	22	1.0392	1.119
14LP5S-23	14LP5A-23	23	1.0865	1.166
14LP5S-24	14LP5A-24	24	1.1337	1.214
14LP5S-25	14LP5A-25	25	1.1809	1.261
14LP5S-26	14LP5A-26	26	1.2282	1.308
14LP5S-27	14LP5A-27	27	1.2754	1.355
14LP5S-28	14LP5A-28	28	1.3227	1.403
14LP5S-29	14LP5A-29	29	1.3699	1.450
14LP5S-30	14LP5A-30	30	1.4171	1.497
14LP5S-31	14LP5A-31	31	1.4644	1.544
14LP5S-32	14LP5A-32	32	1.5116	1.592
14LP5S-33	14LP5A-33	33	1.5588	1.639
14LP5S-34	14LP5A-34	34	1.6061	1.686
14LP5S-35	14LP5A-35	35	1.6533	1.733
14LP5S-36	14LP5A-36	36	1.7006	1.781
14LP5S-38	14LP5A-38	38	1.7950	1.875
14LP5S-40	14LP5A-40	40	1.8895	1.970
14LP5S-42	14LP5A-42	42	1.9840	2.064
14LP5S-44	14LP5A-44	44	2.0785	2.158

* Sprockets with .750 P.D. and smaller are recommended for idler use only.

Other numbers of teeth available on request.

Teeth could be anodized.

CHAIN SPROCKETS

CIRCULAR PITCH	BORE	STYLE	MATERIALS	BERG'S ® NAME	CHAIN
.1475	**11/16"**	**HUBLESS**	303 Stainless Steel 2024-T4 Aluminum Anodized	**Flex-E-Pitch®**	Operates with 14CCF Series

A

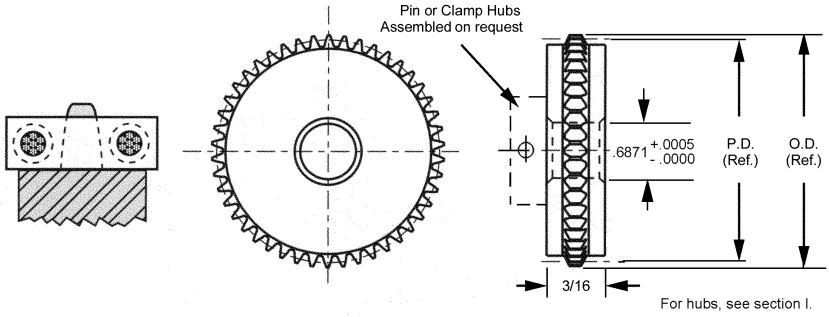

303 STAINLESS STEEL	2024-T4 ALUMINUM ANODIZED			
STOCK NO.	STOCK NO.	NO. OF TEETH	PITCH DIA.	OUTSIDE DIA.
14LP19S-13	14LP19A-13	13*	.6141	.694
14LP19S-14	14LP19A-14	14*	.6613	.741
14LP19S-15	14LP19A-15	15*	.7086	.789
14LP19S-16	14LP19A-16	16	.7558	.836
14LP19S-17	14LP19A-17	17	.8030	.883
14LP19S-18	14LP19A-18	18	.8503	.930
14LP19S-19	14LP19A-19	19	.8975	.978
14LP19S-20	14LP19A-20	20	.9448	1.025
14LP19S-21	14LP19A-21	21	.9920	1.072
14LP19S-22	14LP19A-22	22	1.0392	1.119
14LP19S-23	14LP19A-23	23	1.0865	1.166
14LP19S-24	14LP19A-24	24	1.1337	1.214
14LP19S-25	14LP19A-25	25	1.1809	1.261
14LP19S-26	14LP19A-26	26	1.2282	1.308
14LP19S-27	14LP19A-27	27	1.2754	1.355
14LP19S-28	14LP19A-28	28	1.3227	1.403
14LP19S-29	14LP19A-29	29	1.3699	1.450
14LP19S-30	14LP19A-30	30	1.4171	1.497
14LP19S-31	14LP19A-31	31	1.4644	1.544
14LP19S-32	14LP19A-32	32	1.5116	1.592
14LP19S-33	14LP19A-33	33	1.5588	1.639
14LP19S-34	14LP19A-34	34	1.6061	1.686
14LP19S-35	14LP19A-35	35	1.6533	1.733
14LP19S-36	14LP19A-36	36	1.7006	1.781
14LP19S-38	14LP19A-38	38	1.7950	1.875
14LP19S-40	14LP19A-40	40	1.8895	1.970
14LP19S-42	14LP19A-42	42	1.9840	2.064
14LP19S-44	14LP19A-44	44	2.0785	2.158

* Sprockets with .750 P.D. and smaller are recommended for idler use only.

Other numbers of teeth available on request.

Teeth could be anodized.

CHAINS

CIRCULAR PITCH	PIN DIAMETER	MATERIALS	BERG'S ® NAME	SPROCKET
.250	**.130**	Polyurethane (Yellow) 1/32" Dia. Stainless Steel Cable*	**Flex-E-Pitch®**	Operates with 25LC, 25CF and 25CP series.

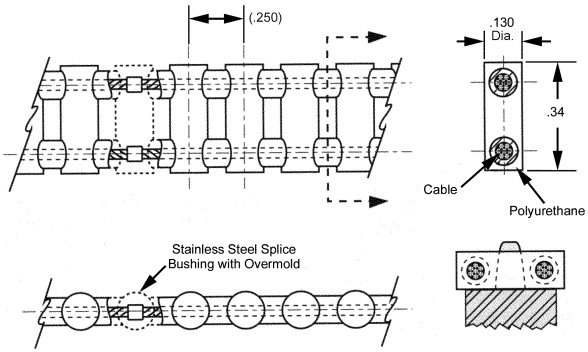

- For Field Splice Kit order 25CCF-7.

* Available with Aramid Core construction.

** Reduce Operating Load Rating by 50% for Field Splices. See page VII for alternate belt construction and reverse belt bending applications.

Designed to replace standard metal roller chain systems:

- No multiple link joints to bind.
- Lubrication is never required.
- Easily modified to any length.
- Large selection of mating sprockets.
- Infinite Lengths
- Silent Drive
- Rust Proof
- 90A Durometer
- Non-Magnetic
- Positive Drive
- Zero Backlash
- Weight .30 oz./ft.
- Ultimate Tensile Strength 100 lbs. - 22 lbs./Pin when belt is used in open loop configuration (without splice, no crimp bushing)
- Temperature Range +180°F to -15°F
- Recommended Operating Load 25 lbs.
- Recommended Max. Operating Speed 376 Feet/Min

STOCK NO.	NO. OF PITCHES	LENGTH (Ref.)
25CCF-40-E	40	10.000
25CCF-50-E	50	12.500
25CCF-60-E	60	15.000
25CCF-70-E	70	17.500
25CCF-80-E	80	20.000
25CCF-90-E	90	22.500
25CCF-100-E	100	25.000
25CCF-110-E	110	27.500
25CCF-120-E	120	30.000
25CCF-130-E	130	32.500
25CCF-140-E	140	35.000
25CCF-150-E	150	37.500
25CCF-160-E	160	40.000
25CCF-170-E	170	42.500
25CCF-180-E	180	45.000
25CCF-190-E	190	47.500
25CCF-200-E	200	50.000
25CCF-210-E	210	52.500
25CCF-220-E	220	55.000
25CCF-230-E	230	57.500
25CCF-240-E	240	60.000
25CCF-250-E	250	62.500
25CCF-260-E	260	65.000
25CCF-270-E	270	67.500
25CCF-280-E	280	70.000
25CCF-290-E	290	72.500
25CCF-300-E	300	75.000
25CCF-310-E	310	77.500
25CCF-320-E	320	80.000
25CCF-330-E	330	82.500
25CCF-370-E	370	92.500
25CCF-380-E	380	95.000
25CCF-390-E	390	97.500

BULK FOOTAGE - NOT SPLICED	
STOCK NO.	LENGTH
25CCF-5FT	5 FT
25CCF-10FT	10 FT
25CCF-25FT	25 FT
25CCF-50FT	50 FT
25CCF-100FT	100 FT



CHAIN SPROCKETS

CIRCULAR PITCH	BORE	STYLE	MATERIALS	BERG'S ® NAME	CHAIN
.250	**1/4"**	**PIN HUB**	Delrin®	**Flex-E-Pitch®**	Operates with 25CCF Series

A

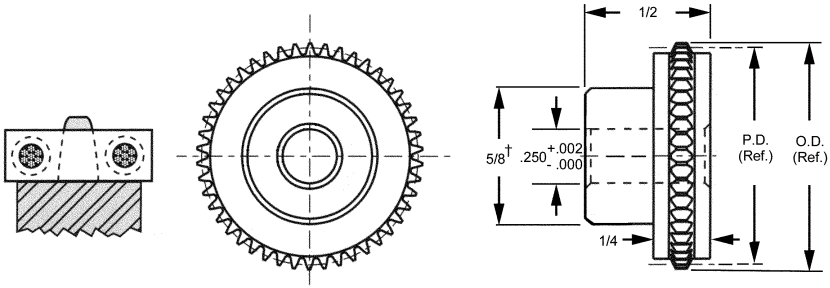

STOCK NO.	NO. OF TEETH	PITCH DIA.	OUTSIDE DIA.
25LC4M-9	9†*	.7162	.836
25LC4M-10	10	.7958	.916
25LC4M-12	12	.9549	1.075
25LC4M-13	13	1.0345	1.155
25LC4M-14	14	1.1141	1.234
25LC4M-15	15	1.1937	1.314
25LC4M-16	16	1.2732	1.393
25LC4M-18	18	1.4324	1.552
25LC4M-20	20	1.5916	1.712
25LC4M-24	24	1.9099	2.030
25LC4M-25	25	1.9894	2.109
25LC4M-28	28	2.2282	2.348
25LC4M-30	30	2.3873	2.507
25LC4M-36	36	2.8648	2.985

† Teeth runout on hub.
* Sprockets with .750 P.D. and smaller are recommended for idler use only.

Other numbers of teeth available on request.

CHAIN SPROCKETS

CIRCULAR PITCH	BORE	STYLE	MATERIALS	BERG'S ® NAME	CHAIN
.250	**3/8"**	**HUBLESS**	2024-T4 Aluminum Anodized	**Flex-E-Pitch®**	Operates with 25CCF Series

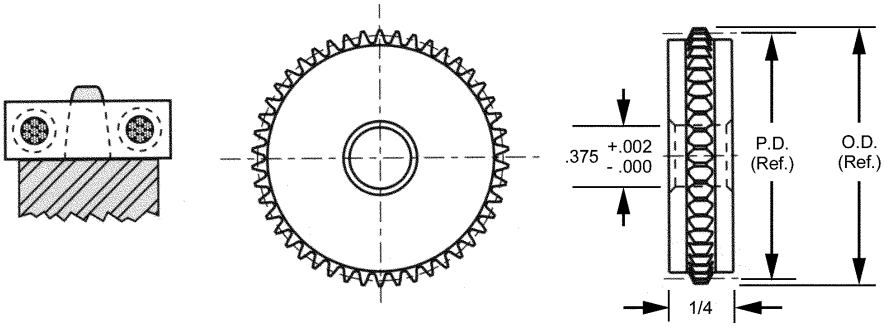

STOCK NO.	NO. OF TEETH	PITCH DIA.	OUTSIDE DIA.
25CF77A-9	9*	.7162	.836
25CF77A-10	10	.7958	.916
25CF77A-12	12	.9549	1.075
25CF77A-13	13	1.0345	1.155
25CF77A-14	14	1.1141	1.234
25CF77A-15	15	1.1937	1.314
25CF77A-16	16	1.2732	1.393
25CF77A-18	18	1.4324	1.552
25CF77A-20	20	1.5916	1.712
25CF77A-24	24	1.9099	2.030
25CF77A-25	25	1.9894	2.109
25CF77A-28	28	2.2282	2.348
25CF77A-30	30	2.3873	2.507
25CF77A-36	36	2.8648	2.985
25CF77A-40	40	3.1831	3.303
25CF77A-48	48	3.8197	3.940
25CF77A-60	60	4.7747	4.895
25CF77A-72	72	5.7296	5.850

* Sprockets with .750 P.D. and smaller are recommended for idler use only.
Other numbers of teeth available on request.

Teeth could be anodized.

CHAIN SPROCKETS

CIRCULAR PITCH	BORE	STYLE	MATERIALS	BERG'S ® NAME	CHAIN
.250	1/4"	PIN HUB	2024-T4 Aluminum Anodized	Flex-E-Pitch®	Operates with 25CCF Series

STOCK NO.	NO. OF TEETH	PITCH DIA.	OUTSIDE DIA.
25CP66A-9	9*•	.7162	.836
25CP66A-10	10	.7958	.916
25CP66A-12	12	.9549	1.075
25CP66A-13	13	1.0345	1.155
25CP66A-14	14	1.1141	1.234
25CP66A-15	15	1.1937	1.314
25CP66A-16	16	1.2732	1.393
25CP66A-18	18	1.4324	1.552
25CP66A-20	20	1.5916	1.712
25CP66A-24	24	1.9099	2.030
25CP66A-25	25	1.9894	2.109
25CP66A-28	28	2.2282	2.348
25CP66A-30	30	2.3873	2.507
25CP66A-36	36	2.8648	2.985
25CP66A-40	40	3.1831	3.303
25CP66A-48	48	3.8197	3.940
25CP66A-60	60	4.7747	4.895
25CP66A-72	72	5.7296	5.850

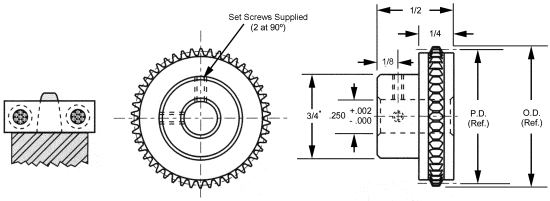

• For 9 teeth, hub diameter equals .59.
* Sprockets with .750 P.D. and smaller are recommended for idler use only.
Other numbers of teeth available on request.

Teeth could be anodized.

CIRCULAR PITCH	BORE	STYLE	MATERIALS	BERG'S ® NAME	CHAIN
.250	3/8"	PIN HUB	2024-T4 Aluminum Anodized	Flex-E-Pitch®	Operates with 25CCF Series

STOCK NO.	NO. OF TEETH	PITCH DIA.	OUTSIDE DIA.
25CP67A-9	9*•	.7162	.836
25CP67A-10	10*•	.7958	.916
25CP67A-12	12	.9549	1.075
25CP67A-13	13	1.0345	1.155
25CP67A-14	14	1.1141	1.234
25CP67A-15	15	1.1937	1.314
25CP67A-16	16	1.2732	1.393
25CP67A-18	18	1.4324	1.552
25CP67A-20	20	1.5916	1.712
25CP67A-24	24	1.9099	2.030
25CP67A-25	25	1.9894	2.109
25CP67A-28	28	2.2282	2.348
25CP67A-30	30	2.3873	2.507
25CP67A-36	36	2.8648	2.985
25CP67A-40	40	3.1831	3.303
25CP67A-48	48	3.8197	3.940
25CP67A-60	60	4.7747	4.895
25CP67A-72	72	5.7296	5.850

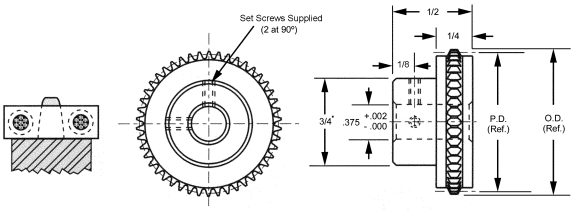

• For 9-10 teeth, hub diameter equals .59.
* Sprockets with .750 P.D. and smaller are recommended for idler use only.
Other numbers of teeth available on request.

Teeth could be anodized.

CIRCULAR PITCH	BORE	STYLE	MATERIALS	BERG'S ® NAME	CHAIN
.250	1/2"	PIN HUB	2024-T4 Aluminum Anodized	Flex-E-Pitch®	Operates with 25CCF Series

STOCK NO.	NO. OF TEETH	PITCH DIA.	OUTSIDE DIA.
25CP68A-12	12	.9549	1.075
25CP68A-13	13	1.0345	1.155
25CP68A-14	14	1.1141	1.234
25CP68A-15	15	1.1937	1.314
25CP68A-16	16	1.2732	1.393
25CP68A-18	18	1.4324	1.552
25CP68A-20	20	1.5916	1.712
25CP68A-24	24	1.9099	2.030
25CP68A-25	25	1.9894	2.109
25CP68A-28	28	2.2281	2.348
25CP68A-30	30	2.3873	2.507
25CP68A-36	36	2.8648	2.985
25CP68A-40	40	3.1831	3.303
25CP68A-48	48	3.8197	3.940
25CP68A-60	60	4.7747	4.895
25CP68A-72	72	5.7296	5.850

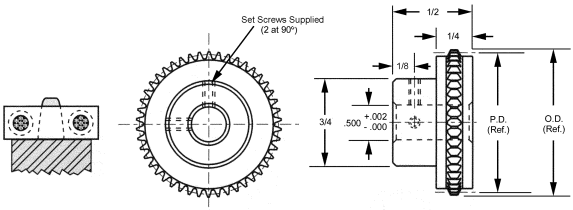

Other numbers of teeth available on request.

Teeth could be anodized.

CHAINS

CIRCULAR PITCH	PIN DIAMETER	MATERIALS	BERG'S ® NAME	SPROCKET
.375	**.200**	Polyurethane (Brown) 3/64" Dia. Stainless Steel Cable*	**Flex-E-Pitch®**	Operates with 35CF and 35CP series.

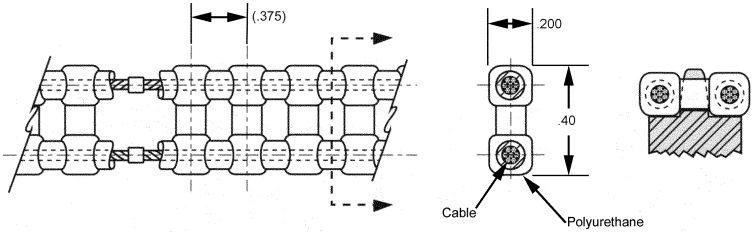

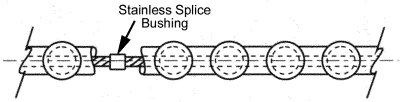

- For Field Splice Kit order 35CCF-7.

* Available with Aramid Core construction.

** Reduce Operating Load Rating by 50% for Field Splices.
See page VII for alternate belt construction and reverse belt bending applications.

Designed to replace standard metal roller chain systems:

- No multiple link joints to bind.
- Lubrication is never required.
- Easily modified to any length.
- Large selection of mating sprockets.
- Infinite Lengths
- Silent Drive
- Rust Proof
- 90A Durometer
- Non-Magnetic
- Positive Drive
- Zero Backlash
- Weight .50 oz./ft.
- Ultimate Tensile Strength 200 lbs. - 50 lbs./Pin when belt is used in open loop configuration (without splice, no crimp bushing)
- Temperature Range +180°F to -15°F
- Recommended Operating Load 55 lbs.
- Recommended Max. Operating Speed 376 Feet/Min.

STOCK NO.	NO. OF PITCHES	LENGTH (Ref.)
35CCF-40-E	40	15.000
35CCF-50-E	50	18.750
35CCF-60-E	60	22.500
35CCF-70-E	70	26.250
35CCF-80-E	80	30.000
35CCF-90-E	90	33.750
35CCF-100-E	100	37.500
35CCF-110-E	110	41.250
35CCF-120-E	120	45.000
35CCF-130-E	130	48.750
35CCF-140-E	140	52.500
35CCF-150-E	150	56.250
35CCF-160-E	160	60.000
35CCF-170-E	170	63.750
35CCF-180-E	180	67.500
35CCF-190-E	190	71.250
35CCF-200-E	200	75.000
35CCF-210-E	210	78.750
35CCF-220-E	220	82.500
35CCF-230-E	230	86.250
35CCF-240-E	240	90.000
35CCF-250-E	250	93.750
35CCF-260-E	260	97.500
35CCF-270-E	270	101.250
35CCF-280-E	280	105.000
35CCF-290-E	290	108.750
35CCF-300-E	300	112.500
35CCF-310-E	310	116.250
35CCF-320-E	320	120.000
35CCF-330-E	330	123.750
35CCF-360-E	360	135.000
35CCF-370-E	370	138.750
35CCF-390-E	390	146.250

BULK FOOTAGE - NOT SPLICED	
STOCK NO.	LENGTH
35CCF-5FT	5 FT
35CCF-10FT	10 FT
35CCF-25FT	25 FT
35CCF-50FT	50 FT
35CCF-100FT	100 FT



CHAIN SPROCKETS

CIRCULAR PITCH	BORE	STYLE	MATERIALS	BERG'S ® NAME	CHAIN
.375	**3/8"**	**HUBLESS**	2024-T4 Aluminum Anodized	**Flex-E-Pitch®**	Operates with 35CCF Series

A

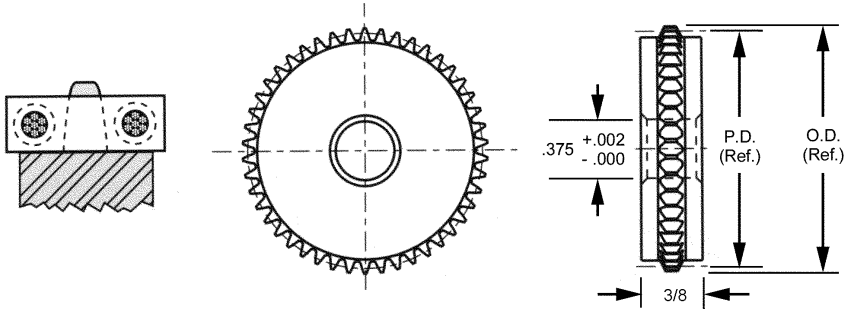

STOCK NO.	NO. OF TEETH	PITCH DIA.	OUTSIDE DIA.
35CF74A-8	8*	.9525	1.152
35CF74A-9	9*	1.0715	1.271
35CF74A-10	10*	1.1906	1.390
35CF74A-11	11*	1.3097	1.509
35CF74A-12	12	1.4287	1.628
35CF74A-14	14	1.6668	1.866
35CF74A-15	15	1.7859	1.985
35CF74A-16	16	1.9050	2.104
35CF74A-18	18	2.1431	2.343
35CF74A-20	20	2.3812	2.581
35CF74A-24	24	2.8574	3.057
35CF74A-25	25	2.9765	3.175
35CF74A-30	30	3.5718	3.771
35CF74A-32	32	3.8099	4.009
35CF74A-36	36	4.2862	4.486
35CF74A-40	40	4.7624	4.962
35CF74A-48	48	5.7149	5.914

* Sprockets with 1.375 P.D. and smaller are recommended for idler use only.

Other numbers of teeth available on request.

Teeth could be anodized.

CHAIN SPROCKETS

CIRCULAR PITCH	BORE	STYLE	MATERIALS	BERG'S ® NAME	CHAIN
.375	1/4"	PIN HUB	2024-T4 Aluminum Anodized	Flex-E-Pitch®	Operates with 35CCF Series

STOCK NO.	NO. OF TEETH	PITCH DIA.	OUTSIDE DIA.
35CP57A-8	8*	.9525	1.152
35CP57A-9	9*	1.0715	1.271
35CP57A-10	10*	1.1906	1.390
35CP57A-11	11*	1.3097	1.509
35CP57A-12	12	1.4287	1.628
35CP57A-14	14	1.6668	1.866
35CP57A-15	15	1.7859	1.985
35CP57A-16	16	1.9050	2.104
35CP57A-18	18	2.1431	2.343
35CP57A-20	20	2.3812	2.581
35CP57A-24	24	2.8574	3.057
35CP57A-25	25	2.9765	3.175
35CP57A-30	30	3.5718	3.771
35CP57A-32	32	3.8099	4.009
35CP57A-36	36	4.2862	4.486
35CP57A-40	40	4.7624	4.962
35CP57A-48	48	5.7149	5.914

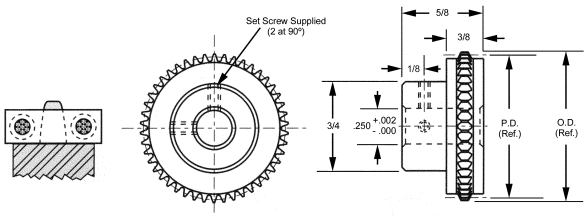

* Sprockets with 1.375 P.D. and smaller are recommended for idler use only. Other numbers of teeth available on request.

Teeth could be anodized.

CIRCULAR PITCH	BORE	STYLE	MATERIALS	BERG'S ® NAME	CHAIN
.375	3/8"	PIN HUB	2024-T4 Aluminum Anodized	Flex-E-Pitch®	Operates with 35CCF Series

STOCK NO.	NO. OF TEETH	PITCH DIA.	OUTSIDE DIA.
35CP58A-8	8*	.9525	1.152
35CP58A-9	9*	1.0715	1.271
35CP58A-10	10*	1.1906	1.390
35CP58A-11	11*	1.3097	1.509
35CP58A-12	12	1.4287	1.628
35CP58A-14	14	1.6668	1.866
35CP58A-15	15	1.7859	1.985
35CP58A-16	16	1.9050	2.104
35CP58A-18	18	2.1431	2.343
35CP58A-20	20	2.3812	2.581
35CP58A-24	24	2.8574	3.057
35CP58A-25	25	2.9765	3.175
35CP58A-30	30	3.5718	3.771
35CP58A-32	32	3.8099	4.009
35CP58A-36	36	4.2862	4.486
35CP58A-40	40	4.7624	4.962
35CP58A-48	48	5.7149	5.914

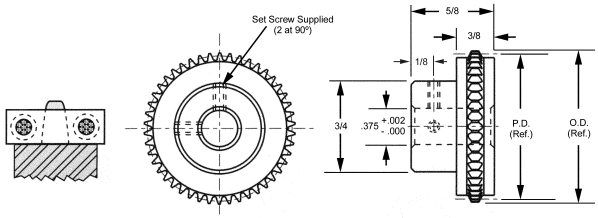

* Sprockets with 1.375 P.D. and smaller are recommended for idler use only. Other numbers of teeth available on request.

Teeth could be anodized.

CIRCULAR PITCH	BORE	STYLE	MATERIALS	BERG'S ® NAME	CHAIN
.375	1/2"	PIN HUB	2024-T4 Aluminum Anodized	Flex-E-Pitch®	Operates with 35CCF Series

STOCK NO.	NO. OF TEETH	PITCH DIA.	OUTSIDE DIA.
35CP59A-8	8*	.9525	1.152
35CP59A-9	9*	1.0715	1.271
35CP59A-10	10*	1.1906	1.390
35CP59A-11	11*	1.3097	1.509
35CP59A-12	12	1.4287	1.628
35CP59A-14	14	1.6668	1.866
35CP59A-15	15	1.7859	1.985
35CP59A-16	16	1.9050	2.104
35CP59A-18	18	2.1431	2.343
35CP59A-20	20	2.3812	2.581
35CP59A-24	24	2.8574	3.057
35CP59A-25	25	2.9765	3.175
35CP59A-30	30	3.5718	3.771
35CP59A-32	32	3.8099	4.009
35CP59A-36	36	4.2862	4.486
35CP59A-40	40	4.7624	4.962
35CP59A-48	48	5.7149	5.914

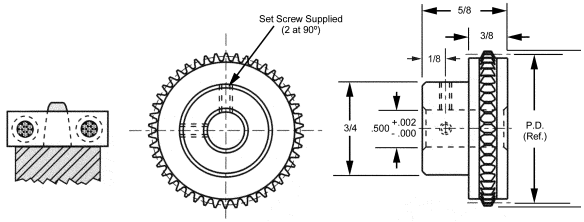

* Sprockets with 1.375 P.D. and smaller are recommended for idler use only. Other numbers of teeth available on request.

Teeth could be anodized.

CHAINS

CIRCULAR PITCH	PIN DIAMETER	MATERIALS	BERG'S ® NAME	SPROCKET
.500	**.306**	Polyurethane (Red) 1/16" Dia. Stainless Steel Cable*	**Flex-E-Pitch®**	Operates with 7CF and 7CP series.

A

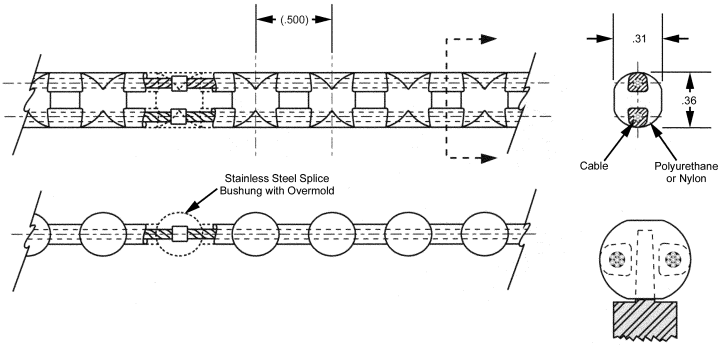

STOCK NO.	NO. OF PITCHES	LENGTH (Ref.)
7CCF-20-U	20	10.000
7CCF-22-U	22	11.000
7CCF-24-U	24	12.000
7CCF-26-U	26	13.000
7CCF-28-U	28	14.000
7CCF-30-U	30	15.000
7CCF-32-U	32	16.000
7CCF-34-U	34	17.000
7CCF-36-U	36	18.000
7CCF-38-U	38	19.000
7CCF-40-U	40	20.000
7CCF-42-U	42	21.000
7CCF-44-U	44	22.000
7CCF-46-U	46	23.000
7CCF-48-U	48	24.000
7CCF-50-U	50	25.000
7CCF-52-U	52	26.000
7CCF-54-U	54	27.000
7CCF-56-U	56	28.000
7CCF-60-U	60	30.000
7CCF-64-U	64	32.000
7CCF-68-U	68	34.000
7CCF-72-U	72	36.000
7CCF-76-U	76	38.000
7CCF-80-U	80	40.000
7CCF-84-U	84	42.000
7CCF-88-U	88	44.000
7CCF-92-U	92	46.000
7CCF-96-U	96	48.000
7CCF-100-U	100	50.000
7CCF-104-U	104	52.000
7CCF-108-U	108	54.000
7CCF-112-U	112	56.000
7CCF-116-U	116	58.000
7CCF-130-U	130	65.000
7CCF-140-U	140	70.000
7CCF-200-U	200	100.000

- Aramid & Anti-Static alternate construction available.

See page VII for information about Aramid Core and/or Anti-Static Materials, and reverse belt bending applications.

- For Field Splice Kit order 7CCF-7.
- Infinite Lengths
- Rust Proof
- Non-Magnetic
- Zero Backlash
- No Lubrication Required
- Positive Drive
- Weight 1.20 oz./ft.
- 90A Durometer
- Ultimate Tensile Strength 300 lbs. - 70 lbs./Pin when belt is used in an open loop configuration (without splice, no crimp bushing)
- Temperature Range +180°F to -15°F
- Recommended Operating Load 75 lbs.
- Recommended Operating Speed 376 Feet/Min.

Other lengths available on request.

BULK FOOTAGE - NOT SPLICED	
STOCK NO.	LENGTH
7CCF-U-5FT	5 FT
7CCF-U-10FT	10 FT
7CCF-U-25FT	25 FT
7CCF-U-50FT	50 FT
7CCF-U-100FT	100 FT



CHAIN CABLES

CIRCULAR PITCH	PIN DIAMETER	MATERIALS	BERG'S ® NAME	SPROCKET
.500	**.306**	Nylon (Green) 1/16" Dia. Stainless Steel Cable*	**Flex-E-Pitch®**	Operates with 7CF and 7CP series.

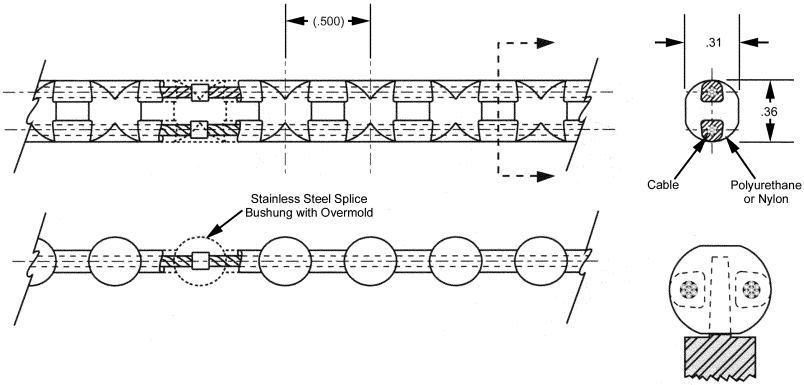

STOCK NO.	NO. OF PITCHES	LENGTH (Ref.)
7CCF-20-N	20	10.000
7CCF-22-N	22	11.000
7CCF-24-N	24	12.000
7CCF-26-N	26	13.000
7CCF-28-N	28	14.000
7CCF-30-N	30	15.000
7CCF-32-N	32	16.000
7CCF-34-N	34	17.000
7CCF-36-N	36	18.000
7CCF-38-N	38	19.000
7CCF-40-N	40	20.000
7CCF-42-N	42	21.000
7CCF-44-N	44	22.000
7CCF-46-N	46	23.000
7CCF-48-N	48	24.000
7CCF-50-N	50	25.000
7CCF-52-N	52	26.000
7CCF-54-N	54	27.000
7CCF-56-N	56	28.000
7CCF-60-N	60	30.000
7CCF-64-N	64	32.000
7CCF-68-N	68	34.000
7CCF-72-N	72	36.000
7CCF-76-N	76	38.000
7CCF-80-N	80	40.000
7CCF-84-N	84	42.000
7CCF-88-N	88	44.000
7CCF-92-N	92	46.000
7CCF-96-N	96	48.000
7CCF-100-N	100	50.000
7CCF-104-N	104	52.000
7CCF-108-N	108	54.000
7CCF-112-N	112	56.000
7CCF-116-N	116	58.000
7CCF-130-N	130	65.000
7CCF-140-N	140	70.000
7CCF-200-N	200	100.000

- Aramid & Anti-Static alternate construction available.

Aramid Core and/or Anti-Static Materials, and reverse belt bending applications available.

- For Field Splice Kit order 7CCF-7.
- Infinite Lengths
- Rust Proof
- Non-Magnetic
- Zero Backlash
- No Lubrication Required
- Positive Drive
- Weight 1.20 oz./ft.
- 90A Durometer
- Ultimate Tensile Strength 300 lbs. - 70 lbs./Pin when belt is used in an open loop configuration (without splice, no crimp bushing)
- Temperature Range +250°F to -40°F
- Recommended Operating Load 75 lbs.
- Recommended Operating Speed 376 Feet/Min.

Other lengths available on request.

BULK FOOTAGE - NOT SPLICED	
STOCK NO.	LENGTH
7CCF-N-5FT	5 FT
7CCF-N-10FT	10 FT
7CCF-N-25FT	25 FT
7CCF-N-50FT	50 FT
7CCF-N-100FT	100 FT



CHAIN SPROCKETS

CIRCULAR PITCH	BORE	STYLE	MATERIALS	BERG'S ® NAME	CHAIN
.500	**3/8"**	**HUBLESS**	2024-T4 Aluminum Anodized	**Flex-E-Pitch®**	Operates with 7CCF Series

A

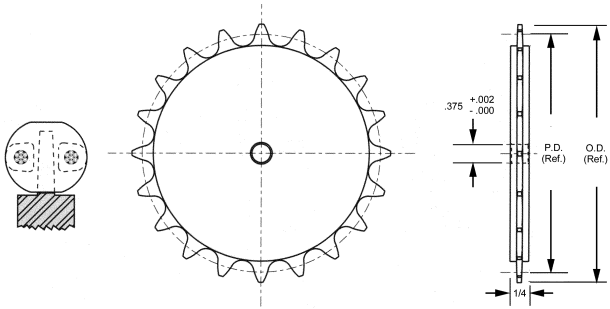

STOCK NO.	NO. OF TEETH	PITCH DIA.	OUTSIDE DIA.
7CF77A-8	8*	1.2800	1.529
7CF77A-9	9*	1.4400	1.689
7CF77A-10	10*	1.6000	1.850
7CF77A-11	11*	1.7600	2.009
7CF77A-12	12	1.9200	2.169
7CF77A-13	13	2.0800	2.330
7CF77A-14	14	2.2400	2.490
7CF77A-15	15	2.4000	2.650
7CF77A-16	16	2.5600	2.809
7CF77A-18	18	2.8800	3.129
7CF77A-20	20	3.2000	3.450
7CF77A-22	22	3.5000	3.769
7CF77A-24	24	3.8400	4.089
7CF77A-25	25	4.0000	4.250
7CF77A-28	28	4.4800	4.730
7CF77A-30	30	4.8000	5.050
7CF77A-32	32	5.1200	5.369
7CF77A-34	34	5.4400	5.689
7CF77A-36	36	5.7600	6.009
7CF77A-38	38	6.0800	6.330

* Sprockets with 1.760 P.D. and smaller are recommended for idler use only.

Other numbers of teeth available on request.

Teeth could be anodized.

CHAIN SPROCKETS

CIRCULAR PITCH	BORE	STYLE	MATERIALS	BERG'S ® NAME	CHAIN
.500	**1/4"**	**PIN HUB**	2024-T4 Aluminum Anodized	**Flex-E-Pitch®**	Operates with 7CCF Series

STOCK NO.	NO. OF TEETH	PITCH DIA.	OUTSIDE DIA.
7CP66A-8	8*	1.2800	1.529
7CP66A-9	9*	1.4400	1.689
7CP66A-10	10*	1.6000	1.850
7CP66A-11	11*	1.7600	2.009
7CP66A-12	12	1.9200	2.169
7CP66A-13	13	2.0800	2.330
7CP66A-14	14	2.2400	2.490
7CP66A-15	15	2.4000	2.650
7CP66A-16	16	2.5600	2.809
7CP66A-18	18	2.8800	3.129
7CP66A-20	20	3.2000	3.450
7CP66A-22	22	3.5000	3.769
7CP66A-24	24	3.8400	4.089
7CP66A-25	25	4.0000	4.250
7CP66A-28	28	4.8400	4.730
7CP66A-30	30	4.8000	5.050
7CP66A-32	32	5.1200	5.369
7CP66A-34	34	5.4400	5.689
7CP66A-36	36	5.7600	6.009
7CP66A-38	38	6.0800	6.330

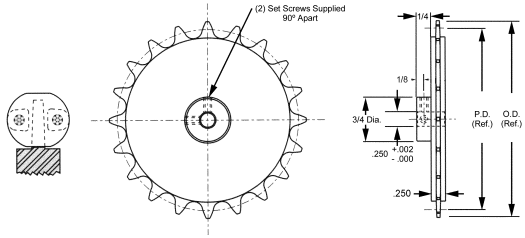

Teeth could be anodized.

* Sprockets with 1.760 P.D. and smaller are recommended for idler use only. Other numbers of teeth available on request.

CIRCULAR PITCH	BORE	STYLE	MATERIALS	BERG'S ® NAME	CHAIN
.500	**3/8"**	**PIN HUB**	2024-T4 Aluminum Anodized	**Flex-E-Pitch®**	Operates with 7CCF Series

STOCK NO.	NO. OF TEETH	PITCH DIA.	OUTSIDE DIA.
7CP67A-8	8*	1.2800	1.529
7CP67A-9	9*	1.4400	1.689
7CP67A-10	10*	1.6000	1.850
7CP67A-11	11*	1.7600	2.009
7CP67A-12	12	1.9200	2.169
7CP67A-13	13	2.0800	2.330
7CP67A-14	14	2.2400	2.490
7CP67A-15	15	2.4000	2.650
7CP67A-16	16	2.5600	2.809
7CP67A-18	18	2.8800	3.129
7CP67A-20	20	3.2000	3.450
7CP67A-22	22	3.5000	3.769
7CP67A-24	24	3.8400	4.089
7CP67A-25	25	4.0000	4.250
7CP67A-28	28	4.4800	4.730
7CP67A-30	30	4.8000	5.050
7CP67A-32	32	5.1200	5.369
7CP67A-34	34	5.4400	5.689
7CP67A-36	36	5.7600	6.009
7CP67A-38	38	6.0800	6.330

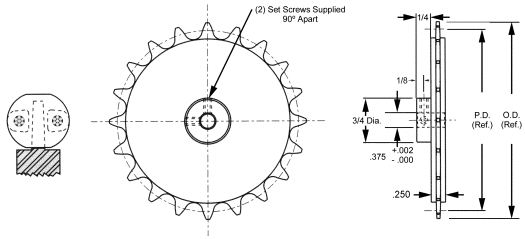

Teeth could be anodized.

* Sprockets with 1.760 P.D. and smaller are recommended for idler use only. Other numbers of teeth available on request.

CIRCULAR PITCH	BORE	STYLE	MATERIALS	BERG'S ® NAME	CHAIN
.500	**1/2"**	**PIN HUB**	2024-T4 Aluminum Anodized	**Flex-E-Pitch®**	Operates with 7CCF Series

STOCK NO.	NO. OF TEETH	PITCH DIA.	OUTSIDE DIA.
7CP68A-8	8*	1.2800	1.529
7CP68A-9	9*	1.4400	1.689
7CP68A-10	10*	1.6000	1.850
7CP68A-11	11*	1.7600	2.009
7CP68A-12	12	1.9200	2.169
7CP68A-13	13	2.0800	2.330
7CP68A-14	14	2.2400	2.490
7CP68A-15	15	2.4000	2.650
7CP68A-16	16	2.5600	2.809
7CP68A-18	18	2.8800	3.129
7CP68A-20	20	3.2000	3.450
7CP68A-22	22	3.5000	3.769
7CP68A-24	24	3.8400	4.089
7CP68A-25	25	4.0000	4.250
7CP68A-28	28	4.4800	4.730
7CP68A-30	30	4.8000	5.050
7CP68A-32	32	5.1200	5.369
7CP68A-34	34	5.4400	5.689
7CP68A-36	36	5.7600	6.009
7CP68A-38	38	6.0800	6.330

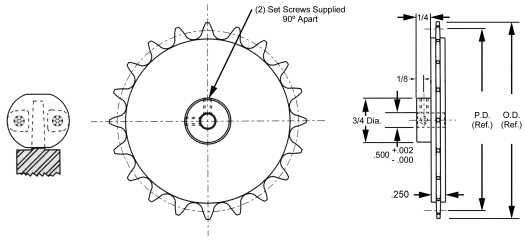

Teeth could be anodized.

* Sprockets with 1.760 P.D. and smaller are recommended for idler use only. Other numbers of teeth available on request.

FIELD SPLICE KITS

Splicing Procedures:

1. Cut "BERG" FLEX-E-PITCH® sharp and square as shown, using cutter, to desired number of pitches, plus one pitch.

2. Cut plastic jacket (one pitch each side) lightly, with a sharp razor blade, as shown (all around). Caution: do not nick cable. Strip or twist off jacket carefully.

Two Pitches

3. Slide stripped cable into oval splice bushing carefully. Caution: Do not fray cable. Feed cable into chamfered end of bushing last.

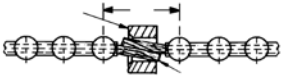

4. Center bushing and be certain chain is straight before crimping.

5. Position crimp tool over splice bushing and squeeze tightly for maximum splice strength.

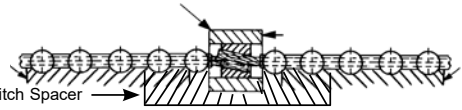

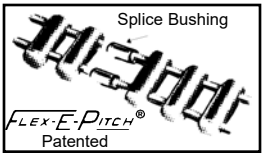

CHAIN SERIES	STOCK NO.	FIELD SPLICE KIT AND ACCESSORIES
14CCF 25CCF 35CCF 7CCF	14CCF-7 25CCF-7 35CCF-7 7CCF-7	Complete Kit Consists of: Crimp tool, Pitch Spacer, Sample Chain cutter, Bushings, Razor Blades & Instructions
	TL-3 TL-7	Crimp Tool For 14CCF, 25CCF, 35CCF Crimp Tool 7CCF
	BU-032-S BU-046-S BU-062-S	Extra Splice Bushings for: 14CCF & 25CCF (1/32" Cable) 35CCF (3/64" Cable) 7CCF (1/16" Cable)
	TL-1 TL-2	Cable Cutter for up to 3/64" Cable Cable Cutter for 7CCF (1/16" Cable)
	TL-9	7CCF Pitch Space Fixture

Field Splices offer only 50% of Catalog Rated Loads

AIRCRAFT CABLES

STYLE	MATERIALS	NOTE
PLAIN, UNJACKETED CABLE	302 STAINLESS STEEL	**COMPLIES WITH MILITARY SPECIFICATION**

Typical 7x19 Construction

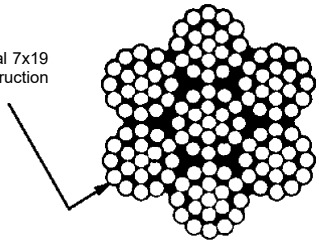

STOCK NO.	CABLE CONST.	CABLE DIA.	CABLE LENGTH (FT.)	TENSILE STRENGTH (MIN. LBS.)
AB018-25FT	7X7	1/64	25	40
AB018-50FT	7X7	1/64	50	40
AB018-100FT	7X7	1/64	100	40
AB032-25FT	7X7	1/32	25	120
AB032-50FT	7X7	1/32	50	120
AB032-100FT	7X7	1/32	100	120
AB033-25FT	7X19	1/32	25	120
AB033-50FT	7X19	1/32	50	120
AB033-100FT	7X19	1/32	100	120
AB046-25FT	7X7	3/64	25	270
AB046-50FT	7X7	3/64	50	270
AB046-100FT	7X7	3/64	100	270
AB062-25FT	7X19	1/16	25	480
AB062-50FT	7X19	1/16	50	480
AB062-100FT	7X19	1/16	100	480
AB078-25FT	7X19	5/64	50	560
AB078-50FT	7X19	5/64	50	560
AB078-100FT	7X19	5/64	100	560
AB092-25FT	7X19	3/32	25	960
AB092-50FT	7X19	3/32	50	960
AB092-100FT	7X19	3/32	100	960
AB125-25FT	7X19	1/8	25	1760
AB125-50FT	7X19	1/8	50	1760
AB125-100FT	7X19	1/8	100	1760
AB156-25FT	7X19	5/32	25	2400
AB156-50FT	7X19	5/32	50	2400
AB156-100FT	7X19	5/32	100	2400

Stainless Steel Aircraft Cable is available in additional diameters and lengths.

STYLE	MATERIALS	NOTE
NYLON JACKET CABLE	302 STAINLESS STEEL	**COMPLIES WITH MILITARY SPECIFICATION**

Typical 7x19 Construction

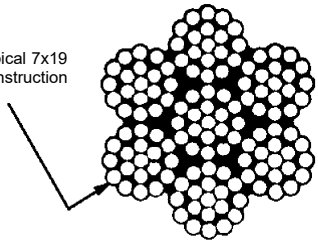

STOCK NO.	CABLE CONST.	JACKET DIA.	CABLE DIA.	CABLE LENGTH (FT.)	TENSILE STRENGTH (MIN. LBS.)
AB046N-25FT	7X7	1/16	3/64	25	270
AB046N-50FT	7X7	1/16	3/64	50	270
AB046N-100FT	7X7	1/16	3/64	100	270
AB062N-25FT	7X7	1/8	1/16	25	480
AB062N-50FT	7X7	1/8	1/16	50	480
AB062N-100FT	7X7	1/8	1/16	100	480
AB092N-25FT	7X7	3/16	3/32	25	960
AB092N-50FT	7X7	3/16	3/32	50	960
AB092N-100FT	7X7	3/16	3/32	100	960
AB125N-25FT	7X19	3/16	1/8	25	1760
AB125N-50FT	7X19	3/16	1/8	50	1760
AB125N-100FT	7X19	3/16	1/8	100	1760

Stainless Steel Aircraft Cable is available in additional diameters and lengths.

FIBER CABLES

STYLE	MATERIALS	NOTE
1/64" TO 3/16" DIAMETER	ARAMID FILAMENT STRANDED	**AVAILABLE IN ADDITIONAL DIAMETERS AND LENGTHS**

A

BERG-FIBER CABLE is a continuous stranded Fiber Filament using a new Aramid Fiber. The combined multiple strands, which operate as one single working member, can now flex around much smaller pulley diameters than conventional steel cable, thus offering longer life spans as compared to steel cable. The impregnating of the flexible strands with a proprietary flexible coating serves to provide excellent resistance to self-abrasion by providing a barrier between adjacent fine fiber filaments. This coating keeps all the fine filament strands together so that when the cable is cut it does not open and unwind.

BERG-FIBER CABLE has strength to weight ratio approximately (4) times higher than steel in air, and (25) times higher in water in the same given diameter, it has a high modulus of elasticity and low elongation making this cable an ideal tensile member in electro-mechanical cables and cable assemblies. In addition, electrical properties and environmental resistance are excellent.

STOCK NO.	CABLE DIA.	CABLE LENGTH (FT.)	TENSILE STRENGTH (MIN. LBS.)	MINIMUM PULLEY DIA.
AA018-25FT	1/64	25	20	5/16
AA018-50FT	1/64	50	20	5/16
AA018-100FT	1/64	100	20	5/16
AA034-25FT	1/32	25	50	7/16
AA034-50FT	1/32	50	50	7/16
AA034-100FT	1/32	100	50	7/16
AA048-25FT	3/64	25	75	3/4
AA048-50FT	3/64	50	75	3/4
AA048-100FT	3/64	100	75	3/4
AA070-25FT	1/16	25	150	1-1/2
AA070-50FT	1/16	50	150	1-1/2
AA070-100FT	1/16	100	150	1-1/2
AA080-25FT	5/64	25	250	1-3/4
AA080-50FT	5/64	50	250	1-3/4
AA080-100FT	5/64	100	250	1-3/4
AA093-25FT	3/32	25	450	2"
AA093-50FT	3/32	50	450	2"
AA093-100FT	3/32	100	450	2"

Stainless Steel Aircraft Cable and Berg Fiber Cable are available in additional diameters and lengths.

CABLE THIMBLES

STYLE	MATERIALS
1/64" TO 3/16" CABLE DIAMETER	STAINLESS STEEL

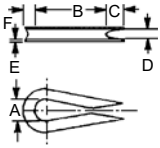

STOCK NO.	CABLE DIAMETERS	A	B	C	D	E	F
TH-032-S	.015-.046	.188	1/4	1/8	1/16	.015	3/64
TH-062-S	.046-.078	.350	43/64	3/16	3/32	.032	5/64
TH-092-S	.092-.125	.350	45/64	7/32	9/64	.032	5/64
TH-156-S	.156	.400	51/64	7/32	11/64	.032	7/64
TH-187-S	.187	.500	1"	5/16	13/64	.032	11/64

Some thimbles may have open and/or uneven ends.

CABLE CRIMP BUSHINGS

STYLE	MATERIALS
1/64" TO 3/16" CABLE DIAMETER	AVAILABLE IN COPPER, BRASS AND STAINLESS STEEL

Figure Eight Style

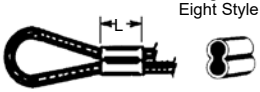

Brass and Copper

Oval Style

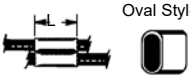

Stainless Steel

COPPER (C) & BRASS (B) CRIMP BUSHINGS		
BUSHING STOCK NO.	L*	Use With Bushing Crimp Tool**
BU-018-B	1/4	TL-10
BU-032-C	9/32	TL-10
BU-046-C	7/16	TL-10
BU-062-C	1/4	TL-10
BU-093-C	1/2	TL-11
BU-125-C	3/4	TL-11
BU-156-C	7/8	TL-11
BU-187-C	1-1/4	TL-11

STAINLESS STEEL CRIMP BUSHINGS		
BUSHING STOCK NO.	L*	Use With Bushing Crimp Tool**
BU-018-S	1/32	TL-4
BU-032-S	3/64	TL-3
BU-046-S	1/8	TL-3
BU-062-S	3/16	TL-7

CABLE DIA.
1/64
1/32
3/64
1/16
3/32
1/8
5/32
3/16

Copper Bushings are zinc plated.
BU-093-C can be used for 5/64 Cable
* Dimensions apply after crimping.

CABLE CRIMP TOOLS

NOTE
See above for information on Cable Crimp Bushings mentioned below.

CRIMP TOOL STOCK NO.	Use With Bushing Stock Number(s)
TL-10	BU-018-B, BU-032-C, BU-046-C and BU 062-C
TL-11	BU-093-C, BU-125-C, BU-156-C and BU-187-C
TL-4	BU-018-S
TL-3	BU-032-S and Bu-046-S
TL-7	BU-062-S

ROW-L-ER® CHAIN TECHNICAL DATA

Operating Notes:
ROW-L-ER Chain offers no slippage due to the positive drive between chain and tooth. This series will also have negligible stretch, long life, and the ability to operate in many different hostile environments such as high temperature, high moisture, high dust or dirty areas, and corrosive atmospheres.

A

CIRCULAR PITCH	ROLLER DIAMETER	MATERIAL	SPROCKET
.1475	**.090**	Stainless Steel, Non-Magnetic, Prestretched Single Strand	Operates with 14EM and 14SP series.

.1475 Pitch Series
- Ultimate tensile 180 lbs. - Max. operating load 20 lbs.
- .035 lbs/ft - Must be lubricated

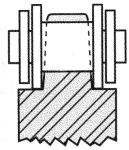

CIRCULAR PITCH	ROLLER DIAMETER	MATERIAL	SPROCKET
.250	**.130**	Stainless Steel or Mild Steel Single Strand, Delrin and Nylatron	Operates with 25EM and 25SP series.

.250 Pitch Series
American Standard No. 25
- Ultimate tensile 700 lbs., for Stainless Steel - Max. operating load 77 lbs.
  875 lbs., for Mild Steel - Max. operating load 97 lbs.
  63 lbs., for Delrin - Max. operating load 21 lbs.
  65 lbs., for Nylatron - Max. operating load 22 lbs.
- .09 lbs/ft - Must be lubricated (Applies to steel chain only)

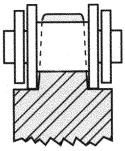

CIRCULAR PITCH	ROLLER DIAMETER	MATERIAL	SPROCKET
.375	**.200**	Stainless Steel or Mild Steel Single Strand, Delrin and Nylatron	Operates with 35EM and 35SP series.

.375 Pitch Series
American Standard No. 35
- Ultimate tensile 1400 lbs., for Stainless Steel - Max. operating load 155 lbs.
  2100 lbs., for Mild Steel - Max. operating load 233 lbs.
  136 lbs., for Delrin - Max. operating load 45 lbs.
  136 lbs., for Nylatron - Max. operating load 45 lbs.
- .22 lbs/ft - Must be lubricated (Applies to steel chain only)

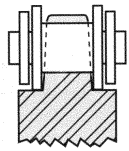

CIRCULAR PITCH	ROLLER DIAMETER	MATERIAL	SPROCKET
.500	**.306 - Steel** **.313 - Plastic**	Stainless Steel or Mild Steel Single Strand, Delrin and Nylatron	Operates with 41EM and 41SP series for steel. Operates with 40EM series for plastic.

.500 Pitch Series
American Standard No. 41 - Steel, No. 40 - Plastic
- Ultimate tensile 1700 lbs., for Stainless Steel - Max. operating load 188 lbs.
  2400 lbs., for Mild Steel - Max. operating load 266 lbs.
  175 lbs., for Delrin - Max. operating load 58 lbs.
  173 lbs., for Nylatron - Max. operating load 57 lbs.
- .32 lbs/ft - Must be lubricated (Applies to steel chain only)

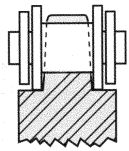

LINK CHAINS

CIRCULAR PITCH	ROLLER DIAMETER	BERG'S ® NAME	MATERIAL	SPROCKET
.1475	**.090**	**ROW-L-ER®**	Stainless Steel, Non-Magnetic, Prestretched Single Strand	Operates with 14EM and 14SP series.

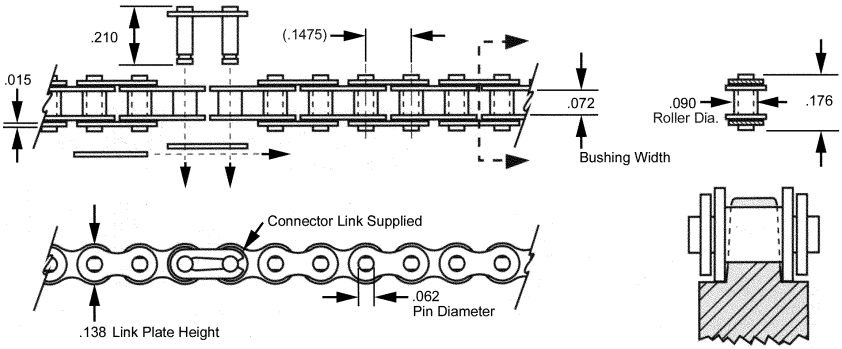

STOCK NO.	NO. OF PITCHES	LENGTH INCHES
RC14SS-40	40	5.900
RC14SS-50	50	7.375
RC14SS-60	60	8.850
RC14SS-70	70	10.325
RC14SS-80	80	11.800
RC14SS-90	90	13.275
RC14SS-100	100	14.750
RC14SS-110	110	16.225
RC14SS-120	120	17.700
RC14SS-130	130	19.175
RC14SS-140	140	20.650
RC14SS-150	150	22.125
RC14SS-160	160	23.600
RC14SS-170	170	25.075
RC14SS-180	180	26.550
RC14SS-190	190	28.025
RC14SS-200	200	29.500
RC14SS-210	210	30.975
RC14SS-220	220	32.450
RC14SS-230	230	33.925
RC14SS-240	240	35.400
RC14SS-250	250	36.875
RC14SS-260	260	38.350
RC14SS-270	270	39.825
RC14SS-280	280	41.300
RC14SS-290	290	42.775
RC14SS-300	300	44.250
RC14SS-310	310	45.725
RC14SS-320	320	47.200
RC14SS-330	330	48.675
RC14SS-340	340	50.150
RC14SS-350	350	51.625
RC14SS-360	360	53.100
RC14SS-370	370	54.575
RC14SS-380	380	56.050
RC14SS-390	390	57.524

* Maximum recommended operating load is for a slip fit connecting link, which is standard. A press fit connecting link is a special available on request.

Special lengths available on request (only even numbers of links).

Maximum recommended Operating Load = 20 lbs.*

Ultimate Tensile Strength = 180 lbs.

.035 lbs/foot - Must be lubricated.

Use Connector Link Berg P/N RC14SS-CL.

STOCK NO.	LENGTH
RC14SS-5FT	5 FT
RC14SS-10FT	10 FT
RC14SS-25FT	25 FT
RC14SS-50FT	50 FT
RC14SS-100FT	100 FT

SPROCKETS

CIRCULAR PITCH	BORE	STYLE	MATERIALS	BERG'S ® NAME	CHAIN
.1475	**1/4"**	**PIN HUB**	Delrin®	**ROW-L-ER®**	Operates with RC14SS Series

A

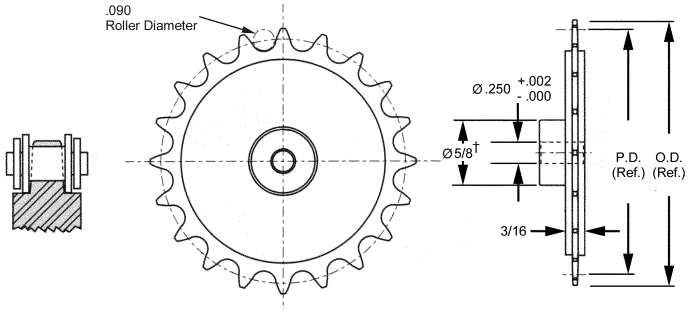

STOCK NO.	NO. OF TEETH	P.D.	O.D.
14EM4M-15	15†	.7094	.761
14EM4M-16	16†	.7561	.808
14EM4M-18	18†	.8494	.901
14EM4M-20	20	.9429	.994
14EM4M-22	22	1.0364	1.088
14EM4M-24	24	1.1300	1.182
14EM4M-26	26	1.2237	1.275
14EM4M-30	30	1.4111	1.463
14EM4M-32	32	1.5048	1.556
14EM4M-36	36	1.6924	1.744
14EM4M-40	40	1.8800	1.932
14EM4M-42	42	1.9738	2.025
14EM4M-44	44	2.0676	2.119
14EM4M-45	45	2.1145	2.166
14EM4M-50	50	2.3491	2.401
14EM4M-55	55	2.5837	2.635
14EM4M-60	60	2.8183	2.870

† Teeth runout on hub.
Other Bore sizes and other numbers of teeth are available on request.

SPROCKETS

CIRCULAR PITCH	BORE	STYLE	MATERIALS	BERG'S ® NAME	CHAIN
.1475	**1/8"**	**PIN HUB**	303 Stainless Steel or 2024-T4 Aluminum Anodized	**ROW-L-ER®**	Operates with RC14SS Series

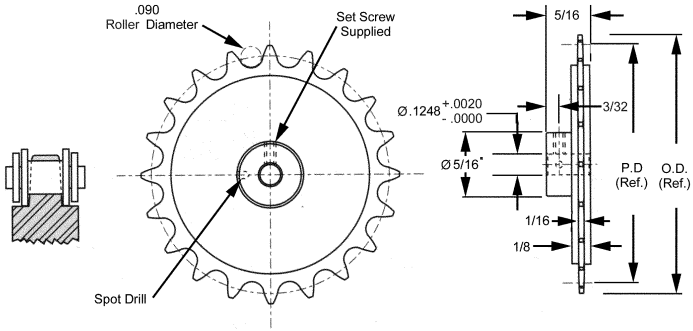

303 STAINLESS STEEL	2024-T4 ALUMINUM ANODIZED			
STOCK NO.	STOCK NO.	NO. OF TEETH	PITCH DIA.	OUTSIDE DIA.
14EM10S-9	14EM10A-9	9•	.431	.483
14EM10S-10	14EM10A-10	10•	.477	.529
14EM10S-11	14EM10A-11	11	.524	.575
14EM10S-12	14EM10A-12	12	.570	.621
14EM10S-13	14EM10A-13	13	.616	.668
14EM10S-14	14EM10A-14	14	.663	.714
14EM10S-15	14EM10A-15	15	.709	.761
14EM10S-16	14EM10A-16	16	.756	.808
14EM10S-17	14EM10A-17	17	.803	.854
14EM10S-18	14EM10A-18	18	.849	.901
14EM10S-19	14EM10A-19	19	.896	.948
14EM10S-20	14EM10A-20	20	.943	.994
14EM10S-21	14EM10A-21	21	.990	1.041
14EM10S-22	14EM10A-22	22	1.036	1.088
14EM10S-23	14EM10A-23	23	1.083	1.135
14EM10S-24	14EM10A-24	24	1.130	1.182
14EM10S-25	14EM10A-25	25	1.177	1.228
14EM10S-26	14EM10A-26	26	1.224	1.275
14EM10S-27	14EM10A-27	27	1.271	1.322
14EM10S-28	14EM10A-28	28	1.317	1.369
14EM10S-29	14EM10A-29	29	1.364	1.416
14EM10S-30	14EM10A-30	30	1.411	1.463
14EM10S-31	14EM10A-31	31	1.458	1.510
14EM10S-32	14EM10A-32	32	1.505	1.556
14EM10S-33	14EM10A-33	33	1.552	1.603
14EM10S-34	14EM10A-34	34	1.599	1.650
14EM10S-35	14EM10A-35	35	1.646	1.697
14EM10S-36	14EM10A-36	36	1.692	1.744

• For 9-10 teeth, hub diameter equals .23.
Other Bore sizes and other numbers of teeth are available on request.

Teeth could be anodized.

SPROCKETS

CIRCULAR PITCH	BORE	STYLE	MATERIALS	BERG'S ® NAME	CHAIN
.1475	3/16"	PIN HUB	303 Stainless Steel or 2024-T4 Aluminum Anodized	ROW-L-ER®	Operates with RC14SS Series

A

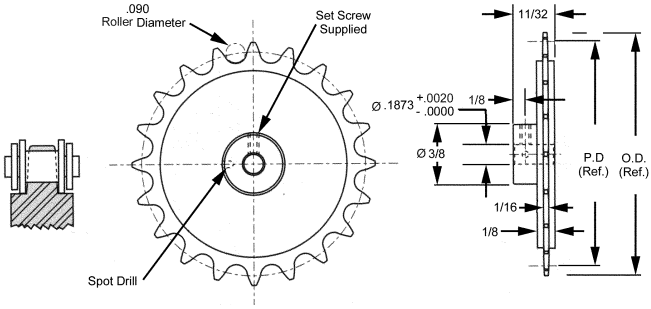

303 STAINLESS STEEL	2024-T4 ALUMINUM ANODIZED			
STOCK NO.	STOCK NO.	NO. OF TEETH	PITCH DIA.	OUTSIDE DIA.
14EM19S-12	14EM19A-12	12	.570	.621
14EM19S-13	14EM19A-13	13	.616	.668
14EM19S-14	14EM19A-14	14	.663	.714
14EM19S-15	14EM19A-15	15	.709	.761
14EM19S-16	14EM19A-16	16	.756	.808
14EM19S-17	14EM19A-17	17	.803	.854
14EM19S-18	14EM19A-18	18	.849	.901
14EM19S-19	14EM19A-19	19	.896	.948
14EM19S-20	14EM19A-20	20	.943	.994
14EM19S-21	14EM19A-21	21	.990	1.041
14EM19S-22	14EM19A-22	22	1.036	1.088
14EM19S-23	14EM19A-23	23	1.083	1.135
14EM19S-24	14EM19A-24	24	1.130	1.182
14EM19S-25	14EM19A-25	25	1.177	1.228
14EM19S-26	14EM19A-26	26	1.224	1.275
14EM19S-27	14EM19A-27	27	1.271	1.322
14EM19S-28	14EM19A-28	28	1.317	1.369
14EM19S-29	14EM19A-29	29	1.364	1.416
14EM19S-30	14EM19A-30	30	1.411	1.463
14EM19S-31	14EM19A-31	31	1.458	1.510
14EM19S-32	14EM19A-32	32	1.505	1.556
14EM19S-33	14EM19A-33	33	1.552	1.603
14EM19S-34	14EM19A-34	34	1.599	1.650
14EM19S-35	14EM19A-35	35	1.646	1.697
14EM19S-36	14EM19A-36	36	1.692	1.744
14EM19S-38	14EM19A-38	38	1.786	1.838

Other Bore sizes and other numbers of teeth are available on request.

Teeth could be anodized.

SPROCKETS

CIRCULAR PITCH	BORE	STYLE	MATERIALS	BERG'S ® NAME	CHAIN
.1475	**1/4"**	**PIN HUB**	303 Stainless Steel or 2024-T4 Aluminum Anodized	**ROW-L-ER®**	Operates with RC14SS Series

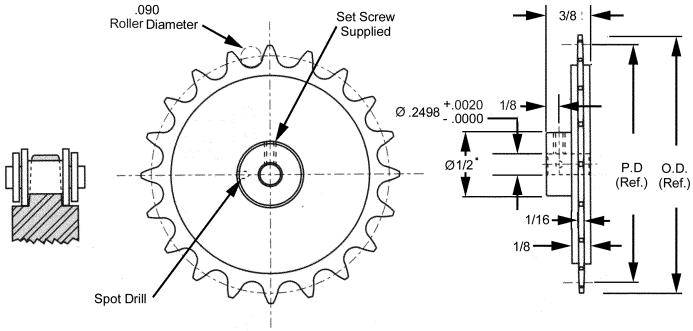

303 STAINLESS STEEL	2024-T4 ALUMINUM ANODIZED			
STOCK NO.	STOCK NO.	NO. OF TEETH	PITCH DIA.	OUTSIDE DIA.
14EM26S-14	14EM26A-14	14*	.663	.714
14EM26S-15	14EM26A-15	15	.709	.761
14EM26S-16	14EM26A-16	16	.756	.808
14EM26S-17	14EM26A-17	17	.803	.854
14EM26S-18	14EM26A-18	18	.849	.901
14EM26S-19	14EM26A-19	19	.896	.948
14EM26S-20	14EM26A-20	20	.943	.994
14EM26S-21	14EM26A-21	21	.990	1.041
14EM26S-22	14EM26A-22	22	1.036	1.088
14EM26S-23	14EM26A-23	23	1.083	1.135
14EM26S-24	14EM26A-24	24	1.130	1.182
14EM26S-25	14EM26A-25	25	1.177	1.228
14EM26S-26	14EM26A-26	26	1.224	1.275
14EM26S-27	14EM26A-27	27	1.271	1.322
14EM26S-28	14EM26A-28	28	1.317	1.369
14EM26S-29	14EM26A-29	29	1.364	1.416
14EM26S-30	14EM26A-30	30	1.411	1.463
14EM26S-31	14EM26A-31	31	1.458	1.510
14EM26S-32	14EM26A-32	32	1.505	1.556
14EM26S-33	14EM26A-33	33	1.552	1.603
14EM26S-34	14EM26A-34	34	1.599	1.650
14EM26S-35	14EM26A-35	35	1.646	1.679
14EM26S-36	14EM26A-36	36	1.692	1.744
14EM26S-38	14EM26A-38	38	1.786	1.838
14EM26S-40	14EM26A-40	40	1.880	1.932
14EM26S-42	14EM26A-42	42	1.974	2.025
14EM26S-44	14EM26A-44	44	2.068	2.119

Other Bore sizes and other numbers of teeth are available on request.

*For 14 teeth and under, hub diameter equals shoulder diameter.
Teeth could be anodized.

SPROCKETS

CIRCULAR PITCH	BORE	STYLE	MATERIALS	BERG'S ® NAME	CHAIN
.1475	**5/16"**	**PIN HUB**	303 Stainless Steel or 2024-T4 Aluminum Anodized	**ROW-L-ER®**	Operates with RC14SS Series

A

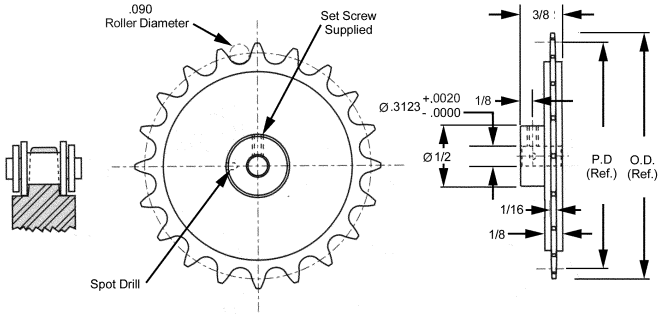

303 STAINLESS STEEL	2024-T4 ALUMINUM ANODIZED			
STOCK NO.	STOCK NO.	NO. OF TEETH	PITCH DIA.	OUTSIDE DIA.
14EM31S-15	14EM31A-15	15	.709	.761
14EM31S-16	14EM31A-16	16	.756	.808
14EM31S-17	14EM31A-17	17	.803	.854
14EM31S-18	14EM31A-18	18	.849	.901
14EM31S-19	14EM31A-19	19	.896	.948
14EM31S-20	14EM31A-20	20	.943	.994
14EM31S-21	14EM31A-21	21	.990	1.041
14EM31S-22	14EM31A-22	22	1.036	1.088
14EM31S-23	14EM31A-23	23	1.083	1.135
14EM31S-24	14EM31A-24	24	1.130	1.182
14EM31S-25	14EM31A-25	25	1.177	1.228
14EM31S-26	14EM31A-26	26	1.224	1.275
14EM31S-27	14EM31A-27	27	1.271	1.322
14EM31S-28	14EM31A-28	28	1.317	1.369
14EM31S-29	14EM31A-29	29	1.364	1.416
14EM31S-30	14EM31A-30	30	1.411	1.463
14EM31S-31	14EM31A-31	31	1.458	1.510
14EM31S-32	14EM31A-32	32	1.505	1.556
14EM31S-33	14EM31A-33	33	1.552	1.603
14EM31S-34	14EM31A-34	34	1.599	1.650
14EM31S-35	14EM31A-35	35	1.646	1.679
14EM31S-36	14EM31A-36	36	1.692	1.744
14EM31S-38	14EM31A-38	38	1.786	1.838
14EM31S-40	14EM31A-40	40	1.880	1.932
14EM31S-42	14EM31A-42	42	1.974	2.025
14EM31S-44	14EM31A-44	44	2.068	2.119

Other Bore sizes and other numbers of teeth are available on request.

Teeth could be anodized.

SPROCKETS

CIRCULAR PITCH	BORE	STYLE	MATERIALS	BERG'S ® NAME	CHAIN
.1475	**3/32"**	**PIN HUB**	303 Stainless Steel	**ROW-L-ER®**	Operates with RC14SS Series

STOCK NO.	B BORE	H (Inch)	OVERALL LENGTH	SET SCREW	NO. OF TEETH	PITCH DIA.	OUTSIDE DIA.
14EM95S-7	.094	15/64	11/32	NONE	7*•	.340	.391

* Hub is grooved 3/32" wide next to hub to provide clearance for chain link.
• Sprockets smaller than 10 teeth are recommended for idler use only.
Note: Undercut: 7 Teeth D = .142

CIRCULAR PITCH	BORE	STYLE	MATERIALS	BERG'S ® NAME	CHAIN
.1475	**1/8"**	**PIN HUB**	303 Stainless Steel	**ROW-L-ER®**	Operates with RC14SS Series

STOCK NO.	B BORE	H (Inch)	OVERALL LENGTH	SET SCREW	NO. OF TEETH	PITCH DIA.	OUTSIDE DIA.
14EM95S-8	.125	9/32	11/32	#2-56	8*•	.385	.437
14EM95S-9		21/64			9*•	.431	.483
14EM95S-10		3/8			10*	.477	.529
14EM95S-11		3/8			11*	.524	.575
14EM95S-12		25/64			12	.570	.621
14EM95S-13		25/64		#4-40	13	.616	.668
14EM95S-14		25/64			14	.663	.714

* Hub is grooved 3/32" wide next to hub to provide clearance for chain link.
• Sprockets smaller than 10 teeth are recommended for idler use only.
Note: Undercut: 8 Teeth D = .187
9 Teeth D = .233
10 Teeth D = .279
11 Teeth D = .326

CIRCULAR PITCH	BORE	STYLE	MATERIALS	BERG'S ® NAME	CHAIN
.1475	**3/16"**	**PIN HUB**	303 Stainless Steel	**ROW-L-ER®**	Operates with RC14SS Series

STOCK NO.	B BORE	H (Inch)	OVERALL LENGTH	SET SCREW	NO. OF TEETH	PITCH DIA.	OUTSIDE DIA.
14EM95S-15	.188	17/32	11/32	#4-40	15	.709	.761
14EM95S-16		9/16			16	.756	.808
14EM95S-18		21/32			18	.849	.901
14EM95S-20		3/4	13/32	#6-32	20	.943	.994

CIRCULAR PITCH	BORE	STYLE	MATERIALS	BERG'S ® NAME	CHAIN
.1475	**1/4"**	**PIN HUB**	303 Stainless Steel	**ROW-L-ER®**	Operates with RC14SS Series

STOCK NO.	B BORE	H (Inch)	OVERALL LENGTH	SET SCREW	NO. OF TEETH	PITCH DIA.	OUTSIDE DIA.
14EM95S-22	.250	3/4	13/32	#6-32	22	1.036	1.088
14EM95S-24					24	1.130	1.182
14EM95S-28					28	1.317	1.369
14EM95S-30					30	1.411	1.463
14EM95S-34					34	1.599	1.650
14EM95S-36					36	1.692	1.744
14EM95S-40					40	1.880	1.932
14EM95S-48					48	2.255	2.307

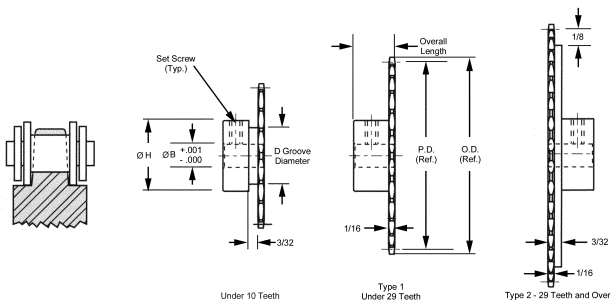

SPROCKETS

CIRCULAR PITCH	BORE	STYLE	MATERIALS	BERG'S ® NAME	CHAIN
.1475	3/8"	HUBLESS	303 Stainless Steel or 2024-T4 Aluminum Anodized	ROW-L-ER®	Operates with RC14SS Series

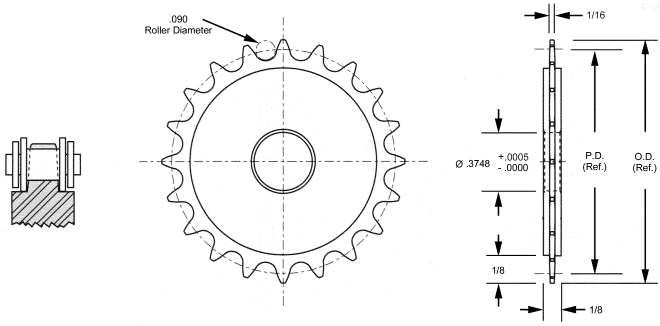

303 STAINLESS STEEL	2024-T4 ALUMINUM ANODIZED			
STOCK NO.	STOCK NO.	NO. OF TEETH	PITCH DIA.	OUTSIDE DIA.
14SP3S-14	14SP3A-14	14	.6629	.715
14SP3S-15	14SP3A-15	15	.7094	.761
14SP3S-16	14SP3A-16	16	.7561	.808
14SP3S-18	14SP3A-18	18	.8494	.901
14SP3S-20	14SP3A-20	20	.9429	.995
14SP3S-24	14SP3A-24	24	1.1300	1.182
14SP3S-25	14SP3A-25	25	1.1769	1.228
14SP3S-27	14SP3A-27	27	1.2705	1.322
14SP3S-28	14SP3A-28	28	1.3174	1.369
14SP3S-29	14SP3A-29	29	1.3642	1.416
14SP3S-30	14SP3A-30	30	1.4111	1.463
14SP3S-31	14SP3A-31	31	1.4580	1.510
14SP3S-32	14SP3A-32	32	1.5048	1.557
14SP3S-33	14SP3A-33	33	1.5517	1.604
14SP3S-34	14SP3A-34	34	1.5986	1.650
14SP3S-35	14SP3A-35	35	1.6455	1.697
14SP3S-36	14SP3A-36	36	1.6924	1.744
14SP3S-38	14SP3A-38	38	1.7862	1.838
14SP3S-40	14SP3A-40	40	1.8800	1.932
14SP3S-42	14SP3A-42	42	1.9738	2.026
14SP3S-44	14SP3A-44	44	2.0676	2.120
14SP3S-45	14SP3A-45	45	2.1145	2.166
14SP3S-48	14SP3A-48	48	2.2552	2.307
14SP3S-50	14SP3A-50	50	2.3491	2.401
14SP3S-52	14SP3A-52	52	2.4429	2.495
14SP3S-54	14SP3A-54	54	2.5368	2.589
14SP3S-55	14SP3A-55	55	2.5837	2.636
14SP3S-56	14SP3A-56	56	2.6306	2.683
14SP3S-60	14SP3A-60	60	2.8183	2.870
14SP3S-65	14SP3A-65	65	3.0530	3.105
14SP3S-70	14SP3A-70	70	3.2877	3.340
14SP3S-72	14SP3A-72	72	3.3815	3.434
14SP3S-75	14SP3A-75	75	3.5223	3.574
14SP3S-80	14SP3A-80	80	3.7570	3.809
14SP3S-85	14SP3A-85	85	3.9917	4.044

Available in Nylon upon request.
Other numbers of teeth available on request.
Teeth could be anodized.

SPROCKETS

CIRCULAR PITCH	BORE	STYLE	MATERIALS	BERG'S ® NAME	CHAIN
.1475	11/16"	HUBLESS	303 Stainless Steel or 2024-T4 Aluminum Anodized	ROW-L-ER®	Operates with RC14SS Series

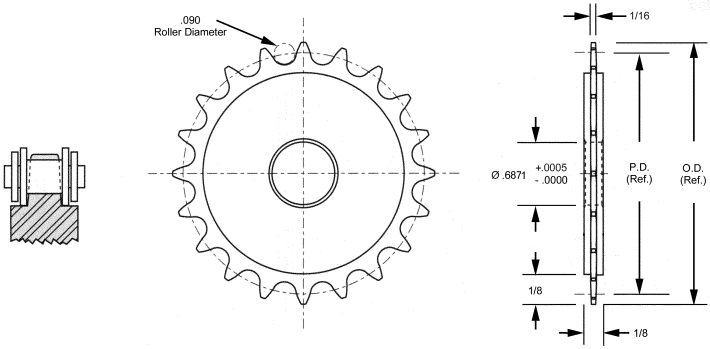

303 STAINLESS STEEL	2024-T4 ALUMINUM ANODIZED			
STOCK NO.	STOCK NO.	NO. OF TEETH	PITCH DIA.	OUTSIDE DIA.
14SP17S-14	14SP17A-14	14	.6629	.715
14SP17S-15	14SP17A-15	15	.7094	.761
14SP17S-16	14SP17A-16	16	.7561	.808
14SP17S-18	14SP17A-18	18	.8494	.901
14SP17S-20	14SP17A-20	20	.9429	.995
14SP17S-24	14SP17A-24	24	1.1300	1.182
14SP17S-25	14SP17A-25	25	1.1769	1.228
14SP17S-27	14SP17A-27	27	1.2705	1.322
14SP17S-28	14SP17A-28	28	1.3174	1.369
14SP17S-29	14SP17A-29	29	1.3642	1.416
14SP17S-30	14SP17A-30	30	1.4111	1.463
14SP17S-31	14SP17A-31	31	1.4580	1.510
14SP17S-32	14SP17A-32	32	1.5048	1.557
14SP17S-33	14SP17A-33	33	1.5517	1.604
14SP17S-34	14SP17A-34	34	1.5986	1.650
14SP17S-35	14SP17A-35	35	1.6455	1.697
14SP17S-36	14SP17A-36	36	1.6924	1.744
14SP17S-38	14SP17A-38	38	1.7862	1.838
14SP17S-40	14SP17A-40	40	1.8800	1.932
14SP17S-42	14SP17A-42	42	1.9738	2.026
14SP17S-44	14SP17A-44	44	2.0676	2.120
14SP17S-45	14SP17A-45	45	2.1145	2.166
14SP17S-48	14SP17A-48	48	2.2552	2.307
14SP17S-50	14SP17A-50	50	2.3491	2.401
14SP17S-52	14SP17A-52	52	2.4429	2.495
14SP17S-54	14SP17A-54	54	2.5368	2.589
14SP17S-55	14SP17A-55	55	2.5837	2.636
14SP17S-56	14SP17A-56	56	2.6306	2.683
14SP17S-60	14SP17A-60	60	2.8183	2.870
14SP17S-65	14SP17A-65	65	3.0530	3.105
14SP17S-70	14SP17A-70	70	3.2877	3.340
14SP17S-72	14SP17A-72	72	3.3815	3.434
14SP17S-75	14SP17A-75	75	3.5223	3.574
14SP17S-80	14SP17A-80	80	3.7570	3.809
14SP17S-85	14SP17A-85	85	3.9917	4.044

Available in Nylon upon request.
Other numbers of teeth available on request.
Teeth could be anodized.

LINK CHAINS

CIRCULAR PITCH	ROLLER DIAMETER	BERG'S ® NAME	MATERIAL	SPROCKET
.250	**.130**	**ROW-L-ER®**	Stainless Steel or Mild Steel, Non-Magnetic, Prestretched Single Strand	Operates with 25EM and 25SP series.

A

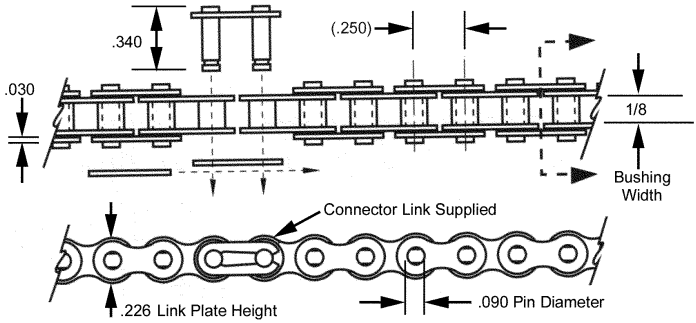

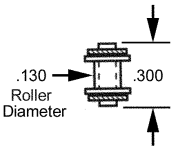

STAINLESS STEEL	MILD STEEL		
STOCK NO.	STOCK NO.	NO. OF PITCHES	LENGTH (Inch)
RC25SS-40	RC25-40	40	10.000
RC25SS-50	RC25-50	50	12.500
RC25SS-60	RC25-60	60	15.000
RC25SS-70	RC25-70	70	17.500
RC25SS-80	RC25-80	80	20.000
RC25SS-90	RC25-90	90	22.500
RC25SS-100	RC25-100	100	25.000
RC25SS-120	RC25-120	120	30.000
RC25SS-130	RC25-130	130	32.500
RC25SS-140	RC25-140	140	35.000
RC25SS-150	RC25-150	150	37.500
RC25SS-160	RC25-160	160	40.000
RC25SS-170	RC25-170	170	42.500
RC25SS-180	RC25-180	180	45.000
RC25SS-190	RC25-190	190	47.500
RC25SS-200	RC25-200	200	50.000
RC25SS-210	RC25-210	210	52.500
RC25SS-220	RC25-220	220	55.000
RC25SS-230	RC25-230	230	57.500
RC25SS-240	RC25-240	240	60.000
RC25SS-250	RC25-250	250	62.500
RC25SS-260	RC25-260	260	65.000
RC25SS-270	RC25-270	270	67.500
RC25SS-280	RC25-280	280	70.000

American Standard No. 25

* Maximum recommended operating load is for a slip fit connecting link, which is standard. A press fit connecting link is a special available on request.

Special lengths available on request (only even numbers of links).
Operating load = 77 lbs. for Stainless Steel, 97 lbs. for Mild Steel.
Ultimate tensile 700 lbs. for Stainless Steel, 875 lbs. for Mild Steel

.09 lbs/foot - Must be lubricated.

Use Connector Link Berg P/N RC25SS-CL for Stainless Steel chain, and P/N RC25-CL for Mild Steel.

STAINLESS STEEL STOCK NO.	MILD STEEL STOCK NO.	LENGTH
RC25SS-5FT	RC25-5FT	5 FT
RC25SS-10FT	RC25-10FT	10 FT
RC25SS-25FT	RC25-25FT	25 FT
RC25SS-50FT	RC25-50FT	50 FT
RC25SS-100FT	RC25-100FT	100 FT

SPROCKETS

CIRCULAR PITCH	BORE	STYLE	MATERIALS	BERG'S ® NAME	CHAIN
.250	**1/4"**	**PIN HUB**	303 Stainless Steel or 2024-T4 Aluminum Anodized	**ROW-L-ER®**	Operates with RC25 and RC25SS series

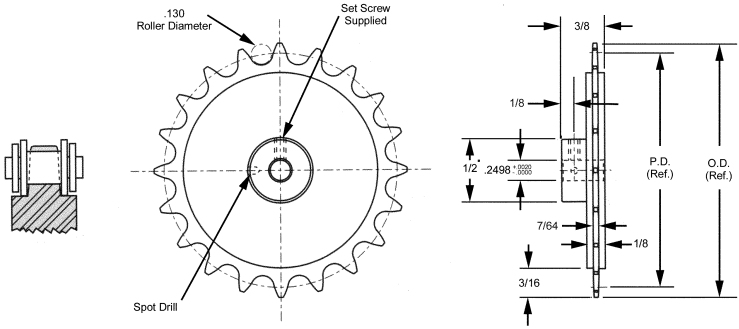

303 STAINLESS STEEL	2024T-4 ALUMINUM ANODIZED			
STOCK NO.	STOCK NO.	NO. OF TEETH	PITCH DIA.	OUTSIDE DIA.
25EM26S-9	25EM26A-9	9•	.7310	.836
25EM26S-10	25EM26A-10	10	.8090	.919
25EM26S-11	25EM26A-11	11	.8874	1.001
25EM26S-12	25EM26A-12	12	.9659	1.083
25EM26S-13	25EM26A-13	13	1.0446	1.164
25EM26S-14	25EM26A-14	14	1.1235	1.245
25EM26S-15	25EM26A-15	15	1.2024	1.326
25EM26S-16	25EM26A-16	16	1.2815	1.406
25EM26S-18	25EM26A-18	18	1.4397	1.567
25EM26S-20	25EM26A-20	20	1.5981	1.728
25EM26S-21	25EM26A-21	21	1.6774	1.808
25EM26S-22	25EM26A-22	22	1.7567	1.888
25EM26S-24	25EM26A-24	24	1.9153	2.048
25EM26S-25	25EM26A-25	25	1.9947	2.128
25EM26S-26	25EM26A-26	26	2.0741	2.208
25EM26S-28	25EM26A-28	28	2.2329	2.368
25EM26S-30	25EM26A-30	30	2.3917	2.528
25EM26S-32	25EM26A-32	32	2.5506	2.688
25EM26S-36	25EM26A-36	36	2.8684	3.007
25EM26S-40	25EM26A-40	40	3.1864	3.326
25EM26S-45	25EM26A-45	45	3.5839	3.725
25EM26S-48	25EM26A-48	48	3.8224	3.964
25EM26S-50	25EM26A-50	50	3.9815	4.123
25EM26S-54	25EM26A-54	54	4.2996	4.442

• For 9 teeth, hub diameter equals .46.
Other numbers of teeth available on request.

Teeth could be anodized.

SPROCKETS

CIRCULAR PITCH	BORE	STYLE	MATERIALS	BERG'S ® NAME	CHAIN
.250	**3/8"**	**HUBLESS**	303 Stainless Steel	**ROW-L-ER®**	Operates with RC25 and RC25SS series

A

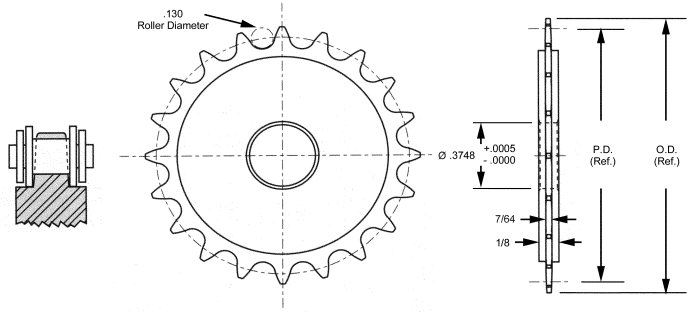

STOCK NO.	NO. OF TEETH	P.D.	O.D.
25SP3S-10	10	.8090	.919
25SP3S-11	11	.8874	1.001
25SP3S-12	12	.9659	1.083
25SP3S-13	13	1.0446	1.164
25SP3S-14	14	1.1235	1.245
25SP3S-15	15	1.2024	1.326
25SP3S-16	16	1.2815	1.406
25SP3S-17	17	1.3605	1.487
25SP3S-18	18	1.4397	1.567
25SP3S-19	19	1.5189	1.648
25SP3S-20	20	1.5981	1.728
25SP3S-21	21	1.6774	1.808
25SP3S-22	22	1.7567	1.888
25SP3S-24	24	1.9153	2.048
25SP3S-25	25	1.9947	2.128
25SP3S-26	26	2.0741	2.208
25SP3S-30	30	2.3917	2.528
25SP3S-32	32	2.5506	2.688
25SP3S-36	36	2.8684	3.007
25SP3S-40	40	3.1864	3.326
25SP3S-45	45	3.5839	3.725
25SP3S-48	48	3.8224	3.964
25SP3S-50	50	3.9815	4.123
25SP3S-54	54	4.2996	4.442
25SP3S-60	60	4.7768	4.920
25SP3S-70	70	5.5723	5.716
25SP3S-72	72	5.7314	5.875

Other Bore sizes and other numbers of teeth are available on request.

SPROCKETS

CIRCULAR PITCH	BORE	STYLE	MATERIALS	BERG'S ® NAME	CHAIN
.250	**11/16"**	**HUBLESS**	303 Stainless Steel	**ROW-L-ER®**	Operates with RC25 and RC25SS series

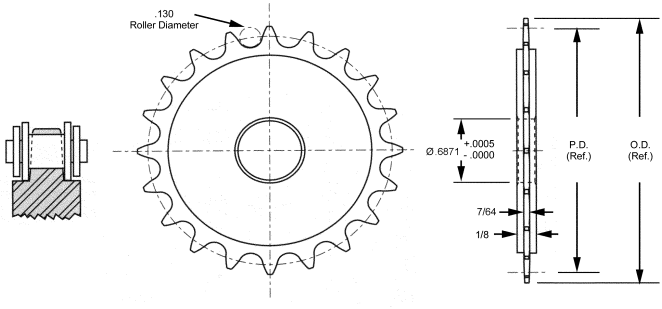

STOCK NO.	NO. OF TEETH	P.D.	O.D.
25SP17S-15	15	1.2024	1.326
25SP17S-16	16	1.2815	1.406
25SP17S-17	17	1.3605	1.487
25SP17S-18	18	1.4397	1.567
25SP17S-19	19	1.5189	1.648
25SP17S-20	20	1.5981	1.728
25SP17S-21	21	1.6774	1.808
25SP17S-22	22	1.7567	1.888
25SP17S-24	24	1.9153	2.048
25SP17S-25	25	1.9947	2.128
25SP17S-26	26	2.0741	2.208
25SP17S-30	30	2.3917	2.528
25SP17S-32	32	2.5506	2.688
25SP17S-36	36	2.8684	3.007
25SP17S-40	40	3.1864	3.326
25SP17S-45	45	3.5839	3.725
25SP17S-48	48	3.8224	3.964
25SP17S-50	50	3.9815	4.123
25SP17S-54	54	4.2996	4.442
25SP17S-60	60	4.7768	4.920
25SP17S-70	70	5.5723	5.716
25SP17S-72	72	5.7314	5.875

Other Bore sizes and other numbers of teeth are available on request.

SPROCKETS

CIRCULAR PITCH	BORE	STYLE	MATERIALS	BERG'S ® NAME	CHAIN
.250	1/4"	HUBLESS	Mild Steel Parts are rust-protected	ROW-L-ER®	Operates with RC25 and RC25SS series

STOCK NO.	BORE	NO. OF TEETH	PITCH DIA.	OUTSIDE DIA.
25SP-A-18	.250	18	1.4397	1.567
25SP-A-20	.250	20	1.5980	1.728

Other numbers of teeth, keyways, modified bores and set screws available on request.

CIRCULAR PITCH	BORE	STYLE	MATERIALS	BERG'S ® NAME	CHAIN
.250	3/8"	HUBLESS	Mild Steel Parts are rust-protected	ROW-L-ER®	Operates with RC25 and RC25SS series

STOCK NO.	BORE	NO. OF TEETH	PITCH DIA.	OUTSIDE DIA.
25SP-A-22	.375	22	1.7567	1.888
25SP-A-24	.375	24	1.9153	2.048
25SP-A-25	.375	25	1.9947	2.128
25SP-A-26	.375	26	2.0741	2.208
25SP-A-28	.375	28	2.2329	2.368
25SP-A-30	.375	30	2.3917	2.528
25SP-A-32	.375	32	2.5506	2.688
25SP-A-35	.375	35	2.7890	2.927
25SP-A-36	.375	36	2.8684	3.007

Other numbers of teeth, keyways, modified bores and set screws available on request.

CIRCULAR PITCH	BORE	STYLE	MATERIALS	BERG'S ® NAME	CHAIN
.250	1/2"	HUBLESS	Mild Steel Parts are rust-protected	ROW-L-ER®	Operates with RC25 and RC25SS series

STOCK NO.	BORE	NO. OF TEETH	PITCH DIA.	OUTSIDE DIA.
25SP-A-40	.500	40	3.1864	3.326
25SP-A-45	.500	45	3.5839	3.725
25SP-A-48	.500	48	3.8224	3.964
25SP-A-54	.500	54	4.2996	4.442
25SP-A-60	.500	60	4.7768	4.920
25SP-A-72	.500	72	5.7314	5.875

Other numbers of teeth, keyways, modified bores and set screws available on request.

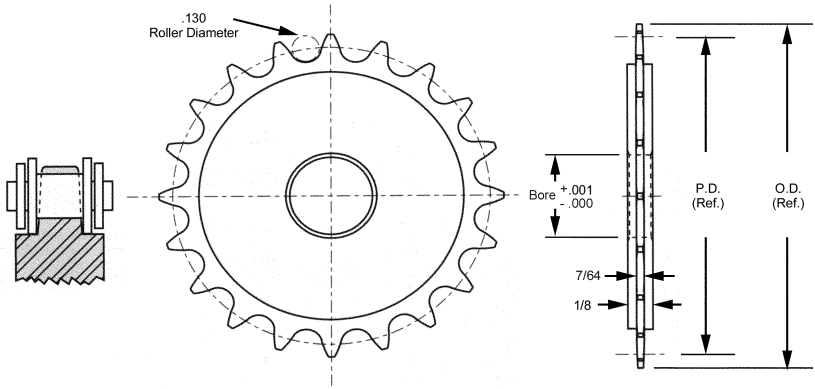

SPROCKETS

CIRCULAR PITCH	BORE	STYLE	MATERIALS	BERG'S ® NAME	CHAIN
.250	**1/4"**	**PIN HUB**	Mild Steel Parts are rust-protected	**ROW-L-ER®**	Operates with RC25 and RC25SS series

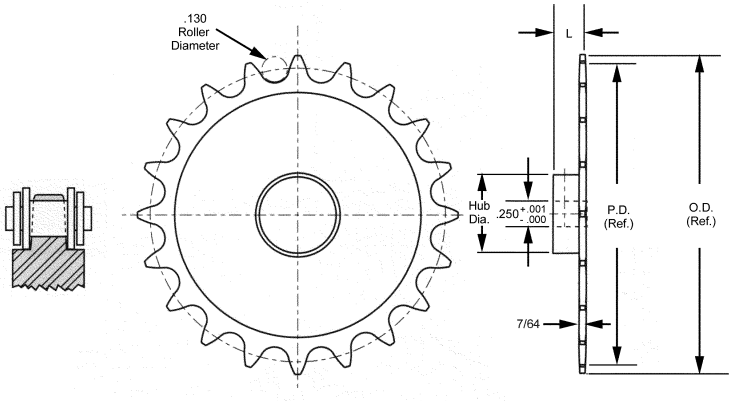

STOCK NO.	BORE	HUB DIA.	L	NO. OF TEETH	PITCH DIA.	OUTSIDE DIA.
25EM-B-9	.250	.43	.50	9	.7310	.836
25EM-B-10	.250	.50	.50	10	.8090	.919
25EM-B-11	.250	.57	.50	11	.8874	1.001
25EM-B-12	.250	.62	.50	12	.9659	1.083
25EM-B-13	.250	.72	.50	13	1.0446	1.164
25EM-B-14	.250	.81	.50	14	1.1235	1.245
25EM-B-15	.250	.89	.50	15	1.2024	1.326
25EM-B-16	.250	.96	.50	16	1.2815	1.406
25EM-B-18	.250	1.12	.50	18	1.4397	1.567
25EM-B-20	.250	1.28	.62	20	1.5980	1.728
25EM-B-21	.250	1.37	.62	21	1.6774	1.808
25EM-B-22	.250	1.43	.62	22	1.7567	1.888

Other numbers of teeth, keyways, modified bores and set screws available on request.

SPROCKETS

CIRCULAR PITCH	BORE	STYLE	MATERIALS	BERG'S ® NAME	CHAIN
.250	**3/8"**	**PIN HUB**	Mild Steel Parts are rust-protected	**ROW-L-ER®**	Operates with RC25 and RC25SS series

A

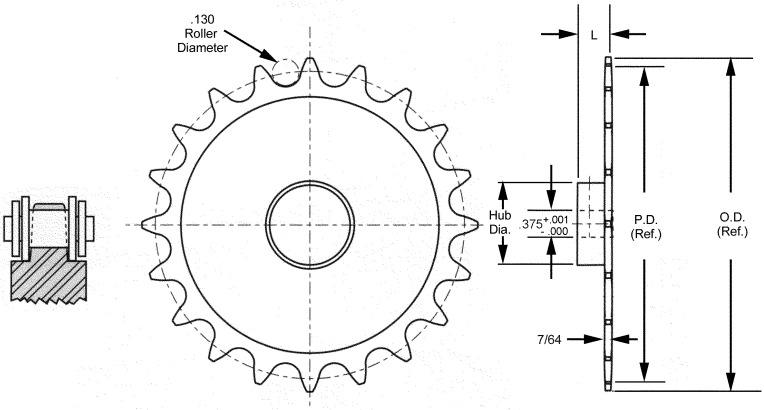

STOCK NO.	BORE	HUB DIA.	L	NO. OF TEETH	PITCH DIA.	OUTSIDE DIA.
25EM-B-24	.375	1.50	.62	24	1.9153	2.048
25EM-B-25	.375	1.50	.62	25	1.9947	2.128
25EM-B-26	.375	1.50	.62	26	2.0741	2.208
25EM-B-28	.375	1.50	.62	28	2.2329	2.368
25EM-B-30	.375	1.50	.62	30	2.3917	2.528
25EM-B-32	.375	1.50	.62	32	2.5506	2.688
25EM-B-36	.375	1.50	.75	36	2.8684	3.007

Other numbers of teeth, keyways, modified bores and set screws available on request.

SPROCKETS

CIRCULAR PITCH	BORE	STYLE	MATERIALS	BERG'S ® NAME	CHAIN
.250	**1/2"**	**PIN HUB**	Mild Steel Parts are rust-protected	**ROW-L-ER®**	Operates with RC25 and RC25SS series

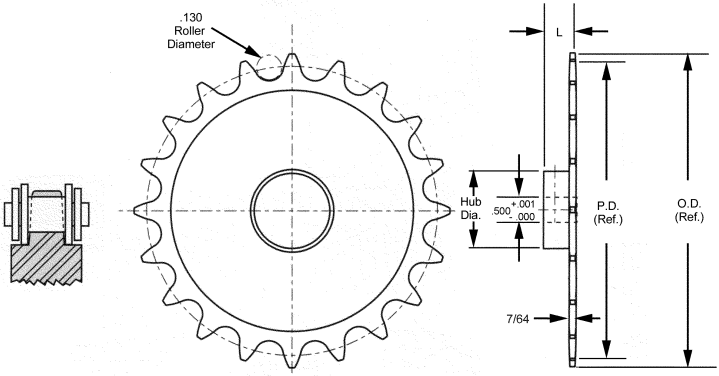

STOCK NO.	BORE	HUB DIA.	L	NO. OF TEETH	PITCH DIA.	OUTSIDE DIA.
25EM-B-40	.500	2.00	.75	40	3.1864	3.326
25EM-B-45	.500	2.00	.75	45	3.5839	3.725
25EM-B-48	.500	2.00	.75	48	3.8224	3.964
25EM-B-54	.500	2.00	.75	54	4.2996	4.442
25EM-B-60	.500	2.00	.75	60	4.7768	4.920
25EM-B-70	.500	2.00	.75	70	5.5723	5.716
25EM-B-72	.500	2.00	.75	72	5.7314	5.875

Other numbers of teeth, keyways, modified bores and set screws available on request.

LINK CHAINS

CIRCULAR PITCH	ROLLER DIAMETER	BERG'S ® NAME	MATERIAL	SPROCKET
.375	**.200**	**ROW-L-ER®**	Stainless or Mild Steel, Non-Magnetic, Prestretched Single Strand	Operates with 35EM and 35SP series.

A

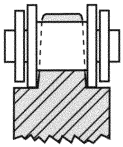

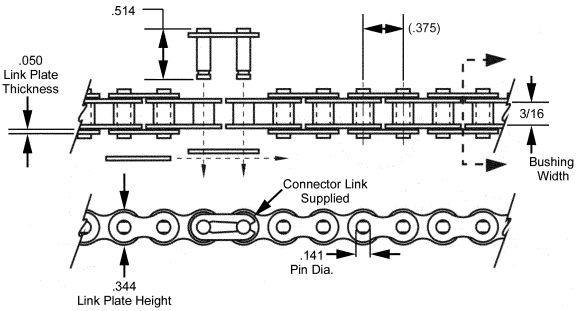

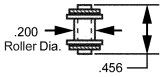

STAINLESS STEEL	MILD STEEL		
STOCK NO.	STOCK NO.	NO. OF PITCHES	LENGTH (Inch)
RC35SS-40	RC35-40	40	15.00
RC35SS-50	RC35-50	50	18.75
RC35SS-60	RC35-60	60	22.50
RC35SS-70	RC35-70	70	26.25
RC35SS-80	RC35-80	80	30.00
RC35SS-90	RC35-90	90	33.75
RC35SS-100	RC35-100	100	37.50
RC35SS-120	RC35-120	120	45.00
RC35SS-130	RC35-130	130	48.75
RC35SS-140	RC35-140	140	52.50
RC35SS-150	RC35-150	150	56.25
RC35SS-160	RC35-160	160	60.00
RC35SS-170	RC35-170	170	63.75
RC35SS-180	RC35-180	180	67.50
RC35SS-190	RC35-190	190	71.25
RC35SS-200	RC35-200	200	75.00
RC35SS-210	RC35-210	210	78.75
RC35SS-220	RC35-220	220	82.50
RC35SS-230	RC35-230	230	86.25

American Standard No. 35

* Maximum recommended operating load is for a slip fit connecting link, which is standard. A press fit connecting link is a special available on request.

Special lengths available on request (only even numbers of links). For odd numbers of pitches contact our sales department.

Operating load = 155 lbs. for Stainless Steel, 233 lbs. for Mild Steel.
Ultimate tensile 1400 lbs. for Stainless Steel, 2100 lbs. for Mild Steel

For odd numbers of pitches contact our sales department.
Special quotation option is available.

.22 lbs/foot - Must be lubricated.

Use Connector Link Berg P/N RC35SS-CL for Stainless Steel chain, and P/N RC35-CL for Mild Steel.

STAINLESS STEEL STOCK NO.	MILD STEEL STOCK NO.	LENGTH
RC35SS-5FT	RC35-5FT	5 FT
RC35SS-10FT	RC35-10FT	10 FT
RC35SS-25FT	RC35-25FT	25 FT
RC35SS-50FT	RC35-50FT	50 FT
RC35SS-100FT	RC35-100FT	100 FT

SPROCKETS

CIRCULAR PITCH	BORE	STYLE	MATERIALS	BERG'S ® NAME	CHAIN
.375	1/2"	HUBLESS	Mild Steel Parts are rust-protected	ROW-L-ER®	Operates with RC35 and RC35SS series

STOCK NO.	BORE	NO. OF TEETH	PITCH DIA.	OUTSIDE DIA.
35SP-A-15	.500	15	1.804	1.989
35SP-A-16	.500	16	1.922	2.110
35SP-A-17	.500	17	2.041	2.231
35SP-A-18	.500	18	2.160	2.351
35SP-A-20	.500	20	2.397	2.592
35SP-A-21	.500	21	2.516	2.712
35SP-A-22	.500	22	2.635	2.833
35SP-A-24	.500	24	2.873	3.073
35SP-A-25	.500	25	2.992	3.193
35SP-A-26A	.500	26	3.111	3.313
35SP-A-28A	.500	28	3.349	3.553
35SP-A-30A	.500	30	3.588	3.792

Other numbers of teeth, keyways, modified bores and set screws available on request.

CIRCULAR PITCH	BORE	STYLE	MATERIALS	BERG'S ® NAME	CHAIN
.375	5/8"	HUBLESS	Mild Steel Parts are rust-protected	ROW-L-ER®	Operates with RC35 and RC35SS series

STOCK NO.	BORE	NO. OF TEETH	PITCH DIA.	OUTSIDE DIA.
35SP-A-32A	.625	32	3.826	4.032
35SP-A-35A	.625	35	4.183	4.391
35SP-A-36A	.625	36	4.303	4.511

Other numbers of teeth, keyways, modified bores and set screws available on request.

CIRCULAR PITCH	BORE	STYLE	MATERIALS	BERG'S ® NAME	CHAIN
.375	19/32"	HUBLESS	Mild Steel Parts are rust-protected	ROW-L-ER®	Operates with RC35 and RC35SS series

STOCK NO.	BORE	NO. OF TEETH	PITCH DIA.	OUTSIDE DIA.
35SP-A-40A	.593	40	4.780	4.989
35SP-A-45A	.593	45	5.376	5.587
35SP-A-48A	.593	48	5.734	5.946

Other numbers of teeth, keyways, modified bores and set screws available on request.

CIRCULAR PITCH	BORE	STYLE	MATERIALS	BERG'S ® NAME	CHAIN
.375	23/32"	HUBLESS	Mild Steel Parts are rust-protected	ROW-L-ER®	Operates with RC35 and RC35SS series

STOCK NO.	BORE	NO. OF TEETH	PITCH DIA.	OUTSIDE DIA.
35SP-A-60A	.718	60	7.165	7.380
35SP-A-70A	.718	70	8.358	8.575
35SP-A-72A	.718	72	8.597	8.813

Other numbers of teeth, keyways, modified bores and set screws available on request.

SPROCKETS

CIRCULAR PITCH	BORE	STYLE	MATERIALS	BERG'S ® NAME	CHAIN
.375	**3/8"**	**PIN HUB**	Mild Steel Parts are rust-protected	**ROW-L-ER®**	Operates with RC35 and RC35SS series

Other numbers of teeth, keyways, modified bores and set screws available on request.

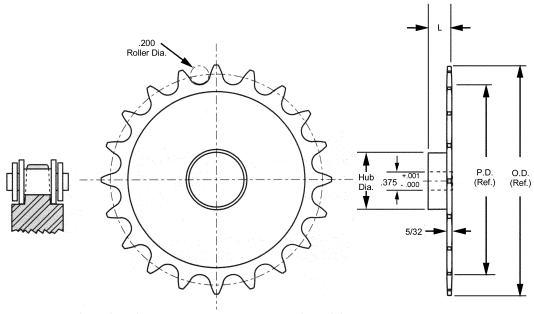

STOCK NO.	BORE	HUB DIA.	L	NO. OF TEETH	PITCH DIA.	OUTSIDE DIA.
35EM-B-8	.375	.75	.75	8	.980	1.130
35EM-B-9	.375	.84	.75	9	1.096	1.255
35EM-B-10	.375	.97	.75	10	1.214	1.379
35EM-B-11	.375	1.06	.75	11	1.331	1.502

CIRCULAR PITCH	BORE	STYLE	MATERIALS	BERG'S ® NAME	CHAIN
.375	**1/2"**	**PIN HUB**	Mild Steel Parts are rust-protected	**ROW-L-ER®**	Operates with RC35 and RC35SS series

Other numbers of teeth, keyways, modified bores and set screws available on request.

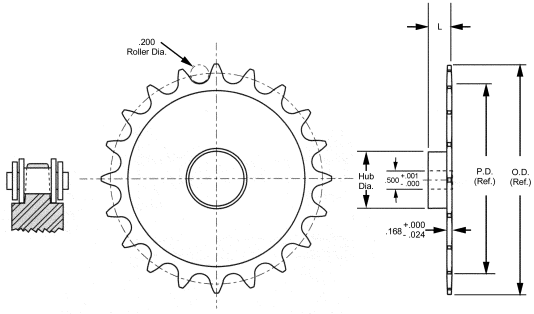

STOCK NO.	BORE	HUB DIA.	L	NO. OF TEETH	PITCH DIA.	OUTSIDE DIA.
35EM-B-12	.500	1.21	.75	12	1.449	1.624
35EM-B-13	.500	1.25	.75	13	1.567	1.746
35EM-B-14	.500	1.25	.75	14	1.685	1.867
35EM-B-15	.500	1.34	.75	15	1.804	1.989
35EM-B-16	.500	1.47	.75	16	1.922	2.110
35EM-B-17	.500	1.59	.75	17	2.041	2.231
35EM-B-18	.500	1.72	.75	18	2.160	2.351
35EM-B-20	.500	1.93	.75	20	2.397	2.592
35EM-B-21	.500	2.00	.87	21	2.516	2.712
35EM-B-22	.500	2.00	.87	22	2.635	2.833
35EM-B-24	.500	2.00	.87	24	2.873	3.073
35EM-B-25	.500	2.00	.87	25	2.992	3.193
35EM-B-26	.500	2.00	.87	26	3.111	3.313
35EM-B-28	.500	2.00	.87	28	3.349	3.553
35EM-B-30	.500	2.00	.87	30	3.588	3.792
35EM-B-32	.500	2.25	.87	32	3.826	4.032

SPROCKETS

CIRCULAR PITCH	BORE	STYLE	MATERIALS	BERG'S ® NAME	CHAIN
.375	**5/8"**	**PIN HUB**	Mild Steel Parts are rust-protected	**ROW-L-ER®**	Operates with RC35 and RC35SS series

Other numbers of teeth, keyways, modified bores and set screws available on request.

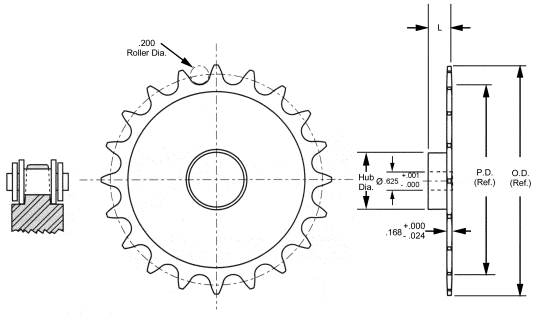

STOCK NO.	BORE	HUB DIA.	L	NO. OF TEETH	PITCH DIA.	OUTSIDE DIA.
35EM-B-35	.625	2.25	.87	35	4.183	4.391
35EM-B-36A	.625	2.25	.87	36	4.303	4.511
35EM-B-40A	.625	2.25	1.00	40	4.780	4.989
35EM-B-45	.625	2.25	1.00	45	5.376	5.587
35EM-B-48	.625	2.25	1.00	48	5.734	5.946

CIRCULAR PITCH	BORE	STYLE	MATERIALS	BERG'S ® NAME	CHAIN
.375	**3/4"**	**PIN HUB**	Mild Steel Parts are rust-protected	**ROW-L-ER®**	Operates with RC35 and RC35SS series

Other numbers of teeth, keyways, modified bores and set screws available on request.

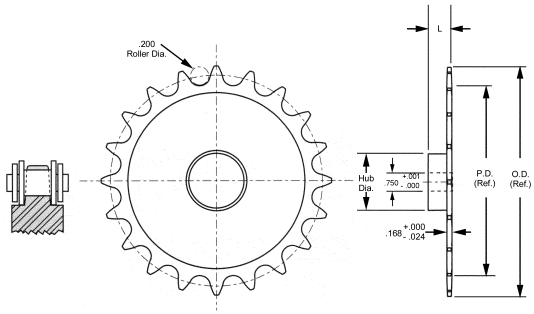

STOCK NO.	BORE	HUB DIA.	L	NO. OF TEETH	PITCH DIA.	OUTSIDE DIA.
35EM-B-60A	.750	2.25	1.00	60	7.165	7.380
35EM-B-72A	.750	2.25	1.00	72	8.597	8.813

LINK CHAINS

CIRCULAR PITCH	ROLLER DIAMETER	BERG'S ® NAME	MATERIAL	SPROCKET
.500	**.306**	**ROW-L-ER®**	Stainless or Mild Steel, Non-Magnetic, Prestretched Single Strand	Operates with 41EM and 41SP series.

A

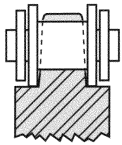

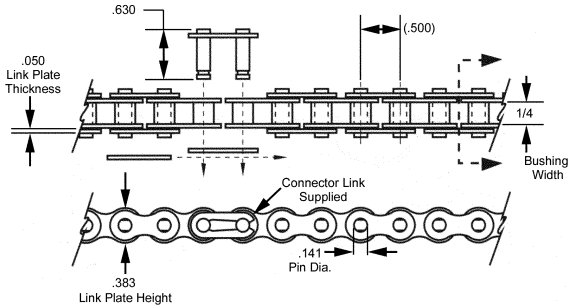

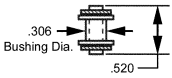

STAINLESS STEEL	MILD STEEL		
STOCK NO.	STOCK NO.	NO. OF PITCHES	LENGTH (Inch)
RC41SS-40	RC41-40	40	20.00
RC41SS-50	RC41-50	50	25.00
RC41SS-60	RC41-60	60	30.00
RC41SS-70	RC41-70	70	35.00
RC41SS-80	RC41-80	80	40.00
RC41SS-90	RC41-90	90	45.00
RC41SS-100	RC41-100	100	50.00
RC41SS-120	RC41-120	120	60.00
RC41SS-130	RC41-130	130	65.00
RC41SS-140	RC41-140	140	70.00
RC41SS-150	RC41-150	150	75.00
RC41SS-160	RC41-160	160	80.00
RC41SS-170	RC41-170	170	85.00
RC41SS-180	RC41-180	180	90.00
RC41SS-190	RC41-190	190	95.00
RC41SS-200	RC41-200	200	100.00

American Standard No. 41

* Maximum recommended operating load is for a slip fit connecting link, which is standard. A press fit connecting link is a special available on request.

Operating load = 188 lbs. for Stainless Steel, 266 lbs. for Mild Steel.
Ultimate tensile 1700 lbs. for Stainless Steel, 2400 lbs. for Mild Steel

Special lengths available on request (only even numbers of links). For odd numbers of pitches contact our sales department.

.32 lbs/foot - Must be lubricated.

Use Connector Link Berg P/N RC41SS-CL for Stainless Steel chain, and P/N RC41-CL for Mild Steel.

STAINLESS STEEL STOCK NO.	MILD STEEL STOCK NO.	LENGTH
RC41SS-5FT	RC41-5FT	5 FT
RC41SS-10FT	RC41-10FT	10 FT
RC41SS-25FT	RC41-25FT	25 FT
RC41SS-50FT	RC41-50FT	50 FT
RC41SS-100FT	RC41-100FT	100 FT

SPROCKETS

CIRCULAR PITCH	BORE	STYLE	MATERIALS	BERG'S ® NAME	CHAIN
.500	5/8"	HUBLESS	Mild Steel Parts are rust-protected	ROW-L-ER®	Operates with RC41 and RC41SS series

STOCK NO.	BORE	NO. OF TEETH	PITCH DIA.	OUTSIDE DIA.
41SP-A-15A	.625	15	2.4049	2.652
41SP-A-16A	.625	16	2.5629	2.813
41SP-A-18A	.625	18	2.8794	3.135
41SP-A-20A	.625	20	3.1962	3.456
41SP-A-22A	.625	22	3.5133	3.777
41SP-A-24A	.625	24	3.8306	4.097
41SP-A-25A	.625	25	3.9894	4.257
41SP-A-30A	.625	30	4.7834	5.057

Other numbers of teeth, keyways, modified bores and set screws available on request.

CIRCULAR PITCH	BORE	STYLE	MATERIALS	BERG'S ® NAME	CHAIN
.500	19/32"	HUBLESS	Mild Steel Parts are rust-protected	ROW-L-ER®	Operates with RC41 and RC41SS series

STOCK NO.	BORE	NO. OF TEETH	PITCH DIA.	OUTSIDE DIA.
41SP-A-32A	.593	32	5.1011	5.376
41SP-A-35A	.593	35	5.5779	5.855
41SP-A-36A	.593	36	5.7369	6.015

Other numbers of teeth, keyways, modified bores and set screws available on request.

CIRCULAR PITCH	BORE	STYLE	MATERIALS	BERG'S ® NAME	CHAIN
.500	23/32"	HUBLESS	Mild Steel Parts are rust-protected	ROW-L-ER®	Operates with RC41 and RC41SS series

STOCK NO.	BORE	NO. OF TEETH	PITCH DIA.	OUTSIDE DIA.
41SP-A-40A	.718	40	6.3727	6.653
41SP-A-45A	.718	45	7.1678	7.450
41SP-A-48A	.718	48	7.6449	7.928
41SP-A-54A	.718	54	8.5992	8.884
41SP-A-60A	.718	60	9.5537	9.840
41SP-A-72A	.718	72	11.4628	11.751

Other numbers of teeth, keyways, modified bores and set screws available on request.

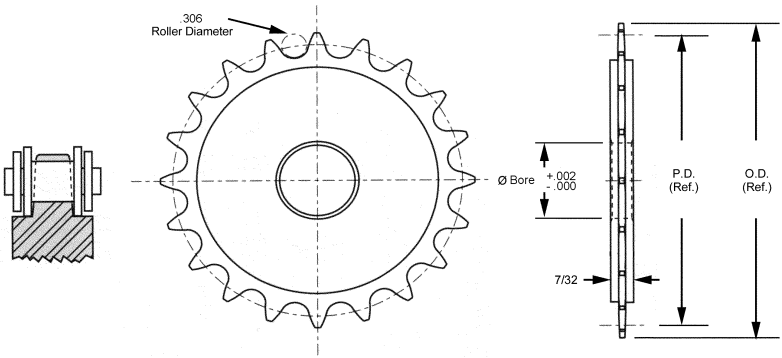

SPROCKETS

CIRCULAR PITCH	BORE	STYLE	MATERIALS	BERG'S ® NAME	CHAIN
.500	1/2"	PIN HUB	Mild Steel Parts are rust-protected	ROW-L-ER®	Operates with RC41 and RC41SS series

STOCK NO.	BORE	HUB DIA.	L	NO. OF TEETH	PITCH DIA.	OUTSIDE DIA.
41EM-B-8	.500	.98	.87	8	1.3066	1.507
41EM-B-9	.500	1.12	.87	9	1.4619	1.673
41EM-B-10	.500	1.25	.87	10	1.6180	1.838
41EM-B-11	.500	1.43	.87	11	1.7747	2.002
41EM-B-12	.500	1.56	.87	12	1.9319	2.166
41EM-B-13	.500	1.56	.87	13	2.0893	2.328
41EM-B-14	.500	1.75	.87	14	2.2470	2.490
41EM-B-15	.500	1.91	.87	15	2.4049	2.652

Other numbers of teeth, keyways, modified bores and set screws available on request.

CIRCULAR PITCH	BORE	STYLE	MATERIALS	BERG'S ® NAME	CHAIN
.500	5/8"	PIN HUB	Mild Steel Parts are rust-protected	ROW-L-ER®	Operates with RC41 and RC41SS series

STOCK NO.	BORE	HUB DIA.	L	NO. OF TEETH	PITCH DIA.	OUTSIDE DIA.
41EM-B-16	.625	2.06	.87	16	2.5629	2.813
41EM-B-17	.625	2.23	1.00	17	2.7211	2.974
41EM-B-18	.625	2.37	1.00	18	2.8794	3.135
41EM-B-20	.625	2.75	1.00	20	3.1962	3.456
41EM-B-22	.625	3.00	1.00	22	3.5133	3.777
41EM-B-24	.625	3.25	1.00	24	3.8306	4.097
41EM-B-25	.625	3.25	1.00	25	3.9894	4.257
41EM-B-28	.625	3.25	1.00	28	4.4657	4.737
41EM-B-30	.625	3.25	1.00	30	4.7834	5.057
41EM-B-32	.625	3.25	1.00	32	5.1011	5.376
41EM-B-35A	.625	3.25	1.00	35	5.5779	5.855
41EM-B-36	.625	3.25	1.00	36	5.7369	6.015

Other numbers of teeth, keyways, modified bores and set screws available on request.

CIRCULAR PITCH	BORE	STYLE	MATERIALS	BERG'S ® NAME	CHAIN
.500	3/4"	PIN HUB	Mild Steel Parts are rust-protected	ROW-L-ER®	Operates with RC41 and RC41SS series

STOCK NO.	BORE	HUB DIA.	L	NO. OF TEETH	PITCH DIA.	OUTSIDE DIA.
41EM-B-40	.750	3.25	1.06	40	6.3727	6.653
41EM-B-45	.750	3.50	1.06	45	7.1678	7.450
41EM-B-48	.750	3.50	1.06	48	7.6449	7.928
41EM-B-54	.750	3.50	1.06	54	8.5992	8.884
41EM-B-60A	.750	3.50	1.06	60	9.5537	9.840
41EM-B-72	.750	4.00	1.18	72	11.4628	11.751

Other numbers of teeth, keyways, modified bores and set screws available on request.

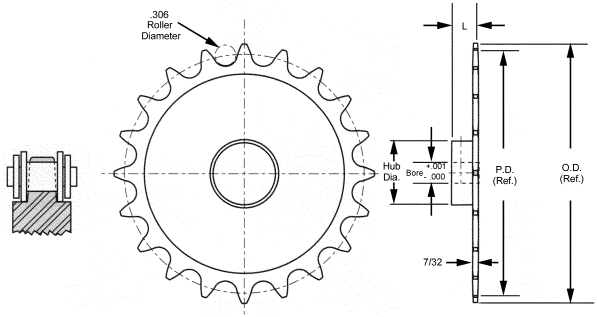

LINK CHAINS

CIRCULAR PITCH	ROLLER DIAMETER	BERG'S ® NAME	MATERIAL	SPROCKET
.250	**.130**	**ROW-L-ER®**	Delrin and Nylatron	Operates with 25EM and 25SP series.

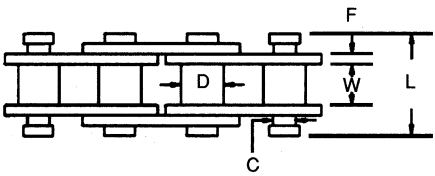

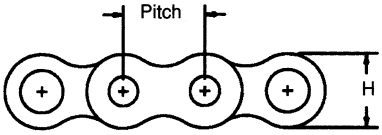

DELRIN® STOCK NO.	NYLATRON® STOCK NO.	NO. OF PITCHES	LENGTH (Inch)	PITCH	W	C	F	L	H
RC25D-40	RC25N-40	40	10.00						
RC25D-50	RC25N-50	50	12.50						
RC25D-60	RC25N-60	60	15.00						
RC25D-70	RC25N-70	70	17.50						
RC25D-80	RC25N-80	80	20.00						
RC25D-90	RC25N-90	90	22.50						
RC25D-100	R025N-100	100	25.00						
RC25D-120	RC25N-120	120	30.00						
RC25D-130	RC25N-130	130	32.50						
RC25D-140	RC25N-140	140	35.00						
RC25D-150	RC25N-150	150	37.50						
RC25D-160	RC25N-160	160	40.00						
RC25D-170	RC25N-170	170	42.50	1/4	1/8	.105	.040	.359	.25
RC25D-180	RC25N-180	180	45.00						
RC25D-190	RC25N-190	190	47.50						
RC25D-200	RC25N-200	200	50.00						
RC25D-210	RC25N-210	210	52.50						
RC25D-220	RC25N-220	220	55.00						
RC25D-230	RC25N-230	230	57.50						
RC25D-240	RC25N-240	240	60.00						
RC25D-250	RC25N-250	250	62.50						
RC25D-260	RC25N-260	260	65.00						
RC25D-270	RC25N-270	270	67.50						
RC25D-280	RC25N-280	280	70.00						

Chain Material Data:

Chain Tensile Strength @ Break (lbs.)	Delrin = 63	Nylatron GS = 65
Max. Operating Load (lbs.)	Delrin = 21	Nylatron GS = 22
Tensile (PSI)	Delrin = 9,700	Nylatron GS = 13,700
Compressive (PSI)	Delrin = 15,600	Nylatron GS = 12,500
Flexural (PSI)	Delrin = 13,600	Nylatron GS = 17,000
Water Absorption %	Delrin = 0.25	Nylatron GS = 0.8
Chain Elongation % (ultimate)	Delrin = 9	Nylatron GS = 34
@ 75% Ultimate	Delrin = 5	Nylatron GS = 14

Other materials available upon request. Other lengths available upon request.

For material data on Polypropylene (RC25PP) and/or Kynar (RC25K) contact our technical support department.

SPROCKETS

CIRCULAR PITCH	BORE	STYLE	MATERIALS	BERG'S ® NAME	CHAIN
.250	**1/4"**	**PIN HUB**	Delrin®	**ROW-L-ER®**	Operates with RC25D and RC25N series

STOCK NO.	NO. OF TEETH	OUTSIDE DIA. (Inch)	PITCH DIA. (Inch)	MINOR DIA. (Inch)	HUB DIA. (Inch)
25EM4E-10	10	.9191	.809	.679	17/32
25EM4E-12	12	1.083	.996	.836	39/64
25EM4E-15	15	1.326	1.203	1.073	39/64
25EM4E-16	16	1.407	1.282	1.152	39/64
25EM4E-17	17	1.487	1.361	1.231	39/64
25EM4E-18	18	1.568	1.440	1.310	39/64
25EM4E-19	19	1.648	1.519	1.389	39/64
25EM4E-20	20	1.729	1.598	1.468	39/64
25EM4E-21	21	1.809	1.677	1.547	43/64

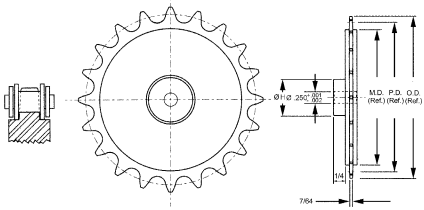

CIRCULAR PITCH	BORE	STYLE	MATERIALS	BERG'S ® NAME	CHAIN
.250	**5/16"**	**PIN HUB**	Delrin®	**ROW-L-ER®**	Operates with RC25D and RC25N series

STOCK NO.	NO. OF TEETH	OUTSIDE DIA. (Inch)	PITCH DIA. (Inch)	MINOR DIA. (Inch)	HUB DIA. (Inch)
25EM5E-24	24	2.049	1.915	1.785	39/64
25EM5E-25	25	2.129	1.995	1.865	43/64
25EM5E-30	30	2.529	2.392	2.262	43/64

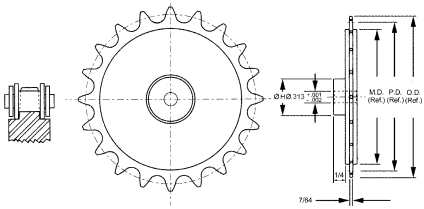

CIRCULAR PITCH	BORE	STYLE	MATERIALS	BERG'S ® NAME	CHAIN
.250	**3/8"**	**PIN HUB**	Delrin®	**ROW-L-ER®**	Operates with RC25D and RC25N series

STOCK NO.	NO. OF TEETH	OUTSIDE DIA. (Inch)	PITCH DIA. (Inch)	MINOR DIA. (Inch)	HUB DIA. (Inch)
25EM6E-32	32	2.688	2.551	2.421	43/64
25EM6E-36	36	3.008	2.869	2.739	43/64
25EM6E-40	40	3.327	3.187	3.057	43/64

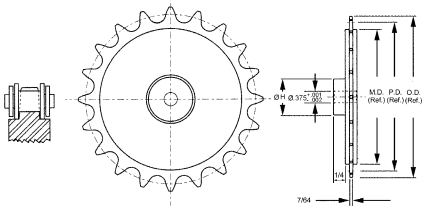

SPROCKETS

CIRCULAR PITCH	BORE	STYLE	MATERIALS	BERG'S ® NAME	CHAIN
.250	**1/4"**	**PIN HUB**	NYLATRON®	**ROW-L-ER®**	Operates with RC25D and RC25N series

NYLATRON® STOCK NO.	NO. OF TEETH	OUTSIDE DIA. (Inch)	PITCH DIA. (Inch)	MINOR DIA. (Inch)	BORE 002/ -.000 (Inch)	HUB DIA. (Inch)	HUB PROJECTION (Inch)
25EM4GS-10	10	.919	.81	.679	.250	9/16	3/8
25EM4GS-11	11	1.002	.89	.757	.250	9/16	3/8

CIRCULAR PITCH	BORE	STYLE	MATERIALS	BERG'S ® NAME	CHAIN
.250	**5/16"**	**PIN HUB**	NYLATRON®	**ROW-L-ER®**	Operates with RC25D and RC25N series

NYLATRON® STOCK NO.	NO. OF TEETH	OUTSIDE DIA. (Inch)	PITCH DIA. (Inch)	MINOR DIA. (Inch)	BORE 002/ -.000 (Inch)	HUB DIA. (Inch)	HUB PROJECTION (Inch)
25EM5GS-12	12	1.083	.97	.836	.313	11/16	3/8
25EM5GS-13	13	1.167	1.05	.915	.313	3/4	3/8
25EM5GS-14	14	1.246	1.13	.993	.313	3/4	3/8
25EM5GS-15	15	1.326	1.20	1.073	.313	3/4	3/8
25EM5GS-16	16	1.407	1.28	1.152	.313	13/16	3/8
25EM5GS-17	17	1.487	1.36	1.231	.313	29/32	3/8

CIRCULAR PITCH	BORE	STYLE	MATERIALS	BERG'S ® NAME	CHAIN
.250	**3/8"**	**PIN HUB**	NYLATRON®	**ROW-L-ER®**	Operates with RC25D and RC25N series

NYLATRON® STOCK NO.	NO. OF TEETH	OUTSIDE DIA. (Inch)	PITCH DIA. (Inch)	MINOR DIA. (Inch)	BORE 002/ -.000 (Inch)	HUB DIA. (Inch)	HUB PROJECTION (Inch)
25EM6GS-18	18	1.568	1.44	1.310	.375	1	3/8
25EM6GS-19	19	1.648	1.52	1.389	.375	1-1/16	3/8
25EM6GS-20	20	1.729	1.60	1.468	.375	1-5/32	3/8
25EM6GS-21	21	1.809	1.68	1.547	.375	1-5/32	3/8
25EM6GS-22	22	1.889	1.76	1.627	.375	1-5/32	3/8
25EM6GS-24	24	2.049	1.91	1.785	.375	1-7/32	3/8
25EM6GS-26	26	2.209	2.07	1.944	.375	1-7/32	3/8
25EM6GS-27	27	2.369	2.23	2.103	.375	1-7/32	3/8
25EM6GS-30	30	2.529	2.39	2.262	.375	1-9/32	3/8

CIRCULAR PITCH	BORE	STYLE	MATERIALS	BERG'S ® NAME	CHAIN
.250	**1/2"**	**PIN HUB**	NYLATRON®	**ROW-L-ER®**	Operates with RC25D and RC25N series

NYLATRON® STOCK NO.	NO. OF TEETH	OUTSIDE DIA. (Inch)	PITCH DIA. (Inch)	MINOR DIA. (Inch)	BORE 002/ -.000 (Inch)	HUB DIA. (Inch)	HUB PROJECTION (Inch)
25EM8GS-36	36	3.008	2.87	2.739	.500	1-3/8	1/2
25EM8GS-40	40	3.327	3.19	3.057	.500	1-3/8	1/2
25EM8GS-48	48	3.964	3.82	3.693	.500	1-3/8	1/2
25EM8GS-54	54	4.442	4.30	4.200	.500	1-3/8	1/2
25EM8GS-60	60	4.921	4.78	4.647	.500	1-3/8	1/2

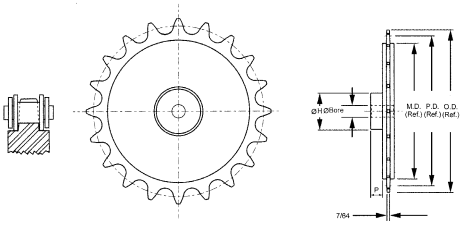

LINK CHAINS

CIRCULAR PITCH	ROLLER DIAMETER	BERG'S ® NAME	MATERIAL	SPROCKET
.375	**.200**	**ROW-L-ER®**	Delrin and Nylatron	Operates with 35EM and 35SP series.

A

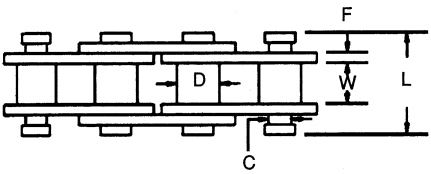

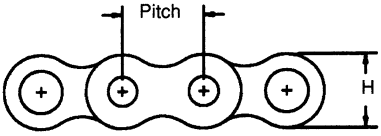

DELRIN® STOCK NO.	NYLATRON® STOCK NO.	NO. OF PITCHES	LENGTH (Inch)	PITCH	W	C	F	L	H
RC35D-40	RC35N-40	40	15.00						
RC35D-50	RC35N-50	50	18.75						
RC35D-60	RC35N-60	60	22.50						
RC35D-70	RC35N-70	70	26.25						
RC35D-80	RC35N-80	80	30.00						
RC35D-90	RC35N-90	90	33.75						
RC35D-100	RC35N-100	100	37.50						
RC35D-120	RC35N-120	120	45.00						
RC35D-130	RC35N-130	130	48.75						
RC35D-140	RC35N-140	140	52.50	3/8	3/16	.141	.075	.545	.35
RC35D-150	RC35N-150	150	56.25						
RC35D-160	RC35N-160	160	60.00						
RC35D-170	RC35N-170	170	63.75						
RC35D-180	RC35N-180	180	67.50						
RC35D-190	RC35N-190	190	71.25						
RC35D-200	RC35N-200	200	75.00						
RC35D-210	RC35N-210	210	78.75						
RC35D-220	RC35N-220	220	82.50						
RC35D-230	RC35N-230	230	86.25						

Chain Material Data:

Chain Tensile Strength @ Break (lbs.)	Delrin = 136	Nylatron GS = 136
Max. Operating Load (lbs.)	Delrin = 45	Nylatron GS = 45
Tensile (PSI)	Delrin = 9,700	Nylatron GS = 13,700
Compressive (PSI)	Delrin = 15,600	Nylatron GS = 12,500
Flexural (PSI)	Delrin = 13,600	Nylatron GS = 17,000
Water Absorption %	Delrin = 0.25	Nylatron GS = 0.8
Chain Elongation % (ultimate)	Delrin = 6	Nylatron GS = 11
@ 75% Ultimate	Delrin = 5	Nylatron GS = 9

Other materials available upon request. Other lengths available upon request.

SPROCKETS

CIRCULAR PITCH	BORE	STYLE	MATERIALS	BERG'S ® NAME	CHAIN
.375	**3/8"**	**PIN HUB**	Glass filled Nylatron® GS-51	**ROW-L-ER®**	Operates with RC35D and RC35N series

STOCK NO.	NO. OF TEETH	OUTSIDE DIA.	PITCH DIA.	HUB DIA. (Inch)	MINOR DIA. (Inch)	L (Inch)	MAX. BORE (Inch)	STOCK BORES (Inch)
35EM6GS-9	9	1.256	1.096	5/8	.896	3/4	.375	3/8
35EM6GS-10	10	1.380	1.214	13/16	1.014	3/4	.438	3/8
35EM6GS-11	11	1.502	1.331	7/8	1.131	3/4	.500	3/8

CIRCULAR PITCH	BORE	STYLE	MATERIALS	BERG'S ® NAME	CHAIN
.375	**1/2"**	**PIN HUB**	Glass filled Nylatron® GS-51	**ROW-L-ER®**	Operates with RC35D and RC35N series

STOCK NO.	NO. OF TEETH	OUTSIDE DIA.	PITCH DIA.	HUB DIA. (Inch)	MINOR DIA. (Inch)	L (Inch)	MAX. BORE (Inch)	STOCK BORES (Inch)
35EM8GS-12	12	1.625	1.449	1	1.249	3/4	.563	.500
35EM8GS-14	14	1.868	1.685	1-1/16	1.485	3/4	.750	.500
35EM8GS-15	15	1.990	1.804	1-3/8	1.604	3/4	.813	.500
35EM8GS-16	16	2.111	1.922	1-1/2	1.722	3/4	.938	.500
35EM8GS-18	18	2.352	2.159	1-1/4	1.959	3/4	1.063	.500
35EM8GS-20	20	2.593	2.397	1-1/2	2.197	7/8	1.188	.500
35EM8GS-24	24	3.074	2.873	2	2.673	7/8	1.188	.500
35EM8GS-26	26	3.314	3.111	2-1/16	2.911	7/8	1.438	.500
35EM8GS-30	30	3.793	3.588	2-1/4	3.388	7/8	1.438	.500
35EM8GS-35	35	4.392	4.138	2-1/4	3.983	7/8	1.438	.500

CIRCULAR PITCH	BORE	STYLE	MATERIALS	BERG'S ® NAME	CHAIN
.375	**5/8"**	**PIN HUB**	Glass filled Nylatron® GS-51	**ROW-L-ER®**	Operates with RC35D and RC35N series

STOCK NO.	NO. OF TEETH	OUTSIDE DIA.	PITCH DIA.	HUB DIA. (Inch)	MINOR DIA. (Inch)	L (Inch)	MAX. BORE (Inch)	STOCK BORES (Inch)
35EM10GS-36	36	4.511	4.300	2-1/4	4.103	7/8	1.438	.625
35EM10GS-40	40	4.990	4.780	2-1/2	4.580	7/8	1.750	.625
35EM10GS-45	45	5.588	5.376	2-3/4	5.176	1	1.750	.625

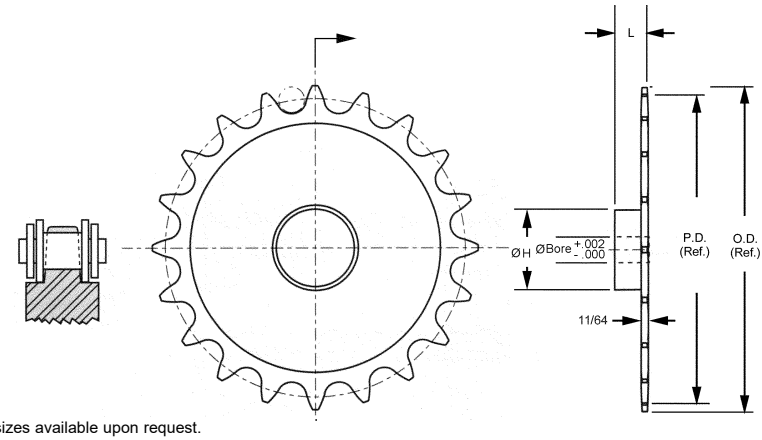

Other bore sizes available upon request.

LINK PLATE LUGS

STOCK NUMBER	DESCRIPTION
35NBBL	BENT LUG - NYLATRON®

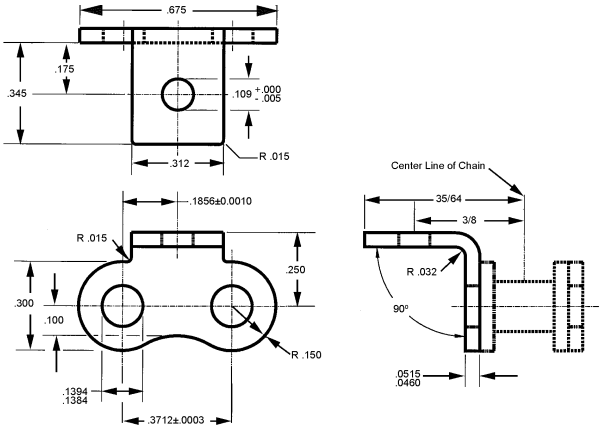

STOCK NUMBER	DESCRIPTION
35NBSL	STRAIGHT LUG - NYLATRON®

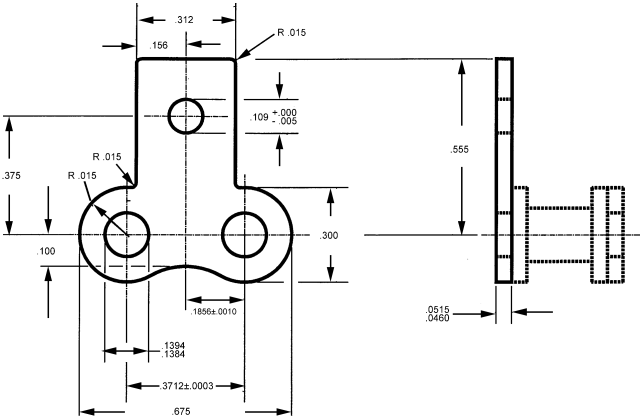

LINK CHAINS

CIRCULAR PITCH	ROLLER DIAMETER	BERG'S ® NAME	MATERIALS	SPROCKET
.500	**.313**	**ROW-L-ER®**	Delrin and Nylatron	Operates with 40EM series.

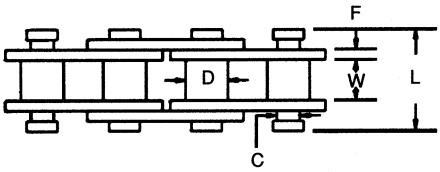

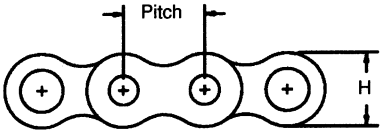

DELRIN® STOCK NO.	NYLATRON® STOCK NO.	NO. OF PITCHES	LENGTH (Inch)	PITCH	W	C	F	L	H
RC40D-40	RC40N-40	40	20.00	1/2	5/16	.156	.088	.725	.46
RC40D-50	RC40N-50	50	25.00						
RC40D-60	RC40N-60	60	30.00						
RC40D-70	RC40N-70	70	35.00						
RC40D-80	RC40N-80	80	40.00						
RC40D-90	RC40N-90	90	45.00						
RC40D-100	RC40N-100	100	50.00						
RC40D-120	RC40N-120	120	60.00						
RC40D-130	RC40N-130	130	65.00						
RC40D-140	RC40N-140	140	70.00						
RC40D-150	RC40N-150	150	75.00						
RC40D-160	RC40N-160	160	80.00						
RC40D-170	RC40N-170	170	85.00						
RC40D-180	RC40N-180	180	90.00						
RC40D-190	RC40N-190	190	95.00						
RC40D-200	RC40N-200	200	100.00						

Chain Material Data:

Chain Tensile Strength @ Break (lbs.)	Delrin = 175	Nylatron GS = 173
Max. Operating Load (lbs.)	Delrin = 58	Nylatron GS = 57
Tensile (PSI)	Delrin = 9,700	Nylatron GS = 13,700
Compressive (PSI)	Delrin = 15,600	Nylatron GS = 12,500
Flexural (PSI)	Delrin = 13,600	Nylatron GS = 17,000
Water Absorption %	Delrin = 0.250.8	Nylatron GS = 0.8
Chain Elongation % (ultimate)	Delrin = 4	Nylatron GS = 9
@ 75% Ultimate	Delrin = 3	Nylatron GS = 7

Other materials available upon request. Other lengths available upon request.

SPROCKETS

CIRCULAR PITCH	BORE	STYLE	MATERIALS	BERG'S ® NAME	CHAIN
.500	1/2"	PIN HUB	Glass filled Nylatron® GS-51	ROW-L-ER®	Operates with RC40D and RC40N series

STOCK NO.	NO. OF TEETH	OUTSIDE DIA.	PITCH DIA.	HUB DIA. (Inch)	MINOR DIA. (Inch)	L (Inch)	MAX. BORE (Inch)	STOCK BORES (Inch)
40EM8GS-9	9	1.674	1.462	7/8	1.150	7/8	.500	.500
40EM8GS-10	10	1.839	1.618	1-1/8	1.306	7/8	.281	.500
40EM8GS-12	12	2.166	1.932	1-3/8	1.620	7/8	.844	.500
40EM8GS-15	15	2.652	2.405	1-7/8	2.093	7/8	1.188	.500

CIRCULAR PITCH	BORE	STYLE	MATERIALS	BERG'S ® NAME	CHAIN
.500	5/8"	PIN HUB	Glass filled Nylatron® GS-51	ROW-L-ER®	Operates with RC40D and RC40N series

STOCK NO.	NO. OF TEETH	OUTSIDE DIA.	PITCH DIA.	HUB DIA. (H)	MINOR DIA. (Inch)	L (Inch)	MAX. BORE (Inch)	STOCK BORES (Inch)
40EM10GS-16	16	2.814	2.563	1-7/8	2.251	7/8	1.250	.625
40EM10GS-24	24	4.098	3.831	2-1/2	3.519	1	1.375	.625

CIRCULAR PITCH	BORE	STYLE	MATERIALS	BERG'S ® NAME	CHAIN
.500	3/4"	PIN HUB	Glass filled Nylatron® GS-51	ROW-L-ER®	Operates with RC40D and RC40N series

STOCK NO.	NO. OF TEETH	OUTSIDE DIA.	PITCH DIA.	HUB DIA. (H)	MINOR DIA. (Inch)	L (Inch)	MAX. BORE (Inch)	STOCK BORES (Inch)
40EM12GS-32	32	5.377	5.101	2	4.789	1	1.375	.750

Other bore sizes available upon request.

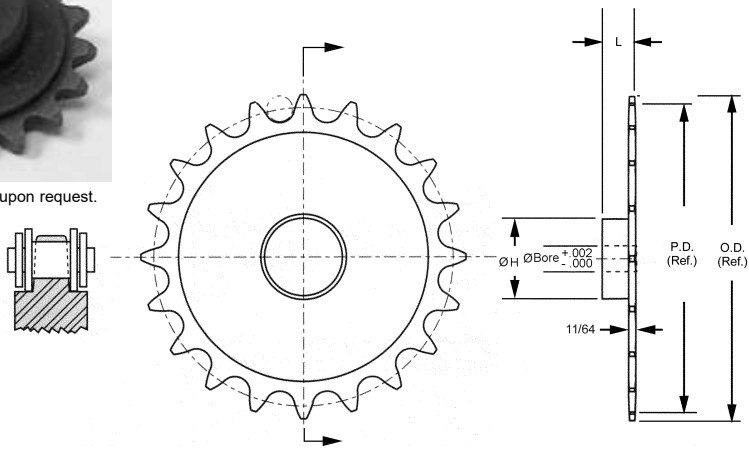

LINK PLATE LUGS

STOCK NUMBER	DESCRIPTION
40NBBL	BENT LUG - NYLATRON®

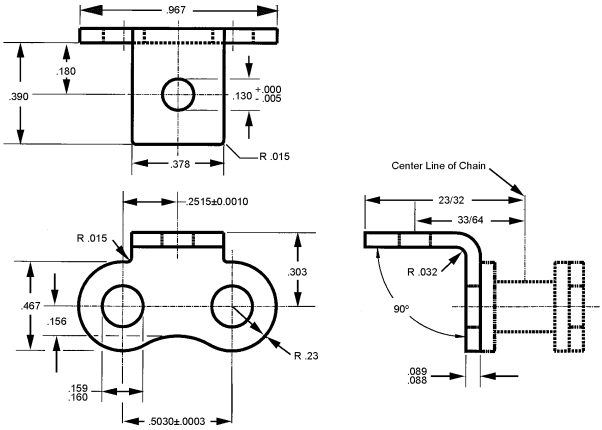

STOCK NUMBER	DESCRIPTION
40NBSL	STRAIGHT LUG - NYLATRON®

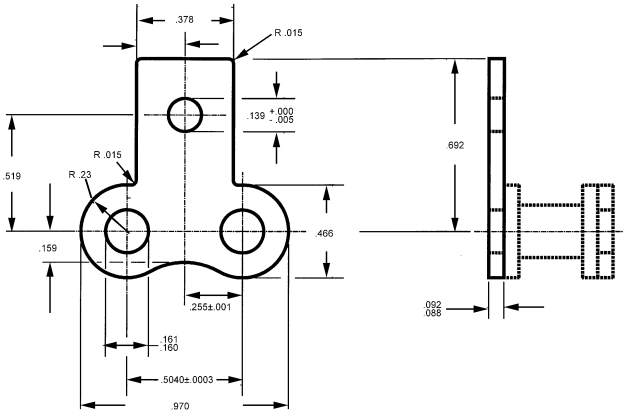

FLEX-E-GRIP® TIMING BELT TECHNICAL DATA

A

Features

- No Side Flanges Necessary
- Infinite Lengths
- Higher Load Capacities and Narrower Widths
- Positive Drives (Non-slip Engagement)
- No Lubrication
- Minimum Backlash
- High Mechanical Efficiency
- Extra Light Weight
- Silent Operation (No Side Flange Noise)
- Economical
- Wide Speed Range
- Broader Ratio Selection

Installation Notes

(A) All Shafts Must Be Parallel
(B) Use Adjustable Centers Wherever Possible
(C) If Adjustable Centers are not Possible Use Idler Pulley Inside The Belt
(D) Never Force Belt Over Pulleys
(E) Avoid Reverse Bending (See Page X)

4 Compact Width Sizes

40 D. Pitch (XXL) Miniature 1/8" Wide
Equal to or stronger than conventional Timing Belts up to 5/8" wide

1/5" Pitch (XL) Extra Light 1/4" Wide
Equal to or stronger than conventional Timing Belts up to 1" wide

3/8" Pitch (L) Light 1/2" Wide
Equal to or stronger than conventional Timing Belts up to 2" wide

1/2" Pitch (H) Heavy 3/4" Wide
Equal to or stronger than conventional Timing Belts up to 2" wide

Construction

Belts - Molded in Polyurethane to meet Acid, Chemical and Environmental Conditions.

Cable - Steel Preformed Aircraft Standard Cable of both 7 x 7 and 7 x 19 Construction.

Pulleys - Aluminum 2024 (bar) MIL QQ-Q-225/6 Cond. T4 Anodized

Operating Parameters

Minimum Pulley Diameters

SIZE	MAX SPEED R.P.M.	MIN. NO OF GROOVES	PITCH DIAMETER
40 D.P. 8TB-SERIES	1750 1750 1160	24 20 18	.623 .520 .468
1/5" PITCH 20TB-SERIES	1750 1750 1160	14 12 11	.871 .743 .700
3/8" PITCH 37TB-SERIES	1750 1750 1160	16 14 12	1.910 1.671 1.432
1/2" PITCH 50TB-SERIES	1750 1750 1160	20 18 16	3.183 2.865 2.564

400% Stronger Than Conventional Timing Belts

Will Not Slip, Slide, Jump, Creep or Walk Off Timing Pulley

FLEX-E-GRIP® TIMING BELT TECHNICAL DATA

Technical Data & Comparison with Standard Timing Belts

Berg 8 TB Series 20 lb. Ultimate tensile
40 Pitch - Miniature (X,XL) .0816 C.P. 1/8" Timing Belts - equal to standard 5/8" wide XXL belts
Flex-E-Grip XXL Timing Belts 1/8" wide 20 lbs. Ultimate tensile strength.

Conventional Belt	Tensile Strength
1/8" WIDE	4 lbs.
3/16" WIDE	6 lbs.
1/4" WIDE	8 lbs.
5/8" WIDE	20 lbs.

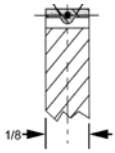

Berg 20TB Series 50 lb. Ultimate tensile
1/5" Pitch - Extra Light (XL) .200 C.P. 1/4" Timing Belts - equal to standard 1" wide XL belts
Flex-E-Grip XL Timing Belts 1/4" wide 50 lbs. Ultimate tensile strength

Conventional Belt	Tensile Strength
1/4" WIDE	10 lbs.
5/16" WIDE	12 lbs.
3/8" WIDE	15 lbs.
1/2" WIDE	21 lbs.
9/16" WIDE	23 lbs.
1" WIDE	41 lbs.

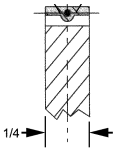

Berg 37TB Series 125 lb. Ultimate tensile
3/8" Pitch - Light (L) .375 C.P. 1/2" Timing Belts - equal to standard 2" wide L belts.
Flex-E-Grip L Timing Belts 1/2" wide 125 lbs. Ultimate tensile strength

Conventional Belt	Tensile Strength
3/8" WIDE	16 lbs.
1/2" WIDE	24 lbs.
5/8" WIDE	31 lbs.
3/4" WIDE	39 lbs.
1" WIDE	55 lbs.
2-1/2" WIDE	150 lbs.

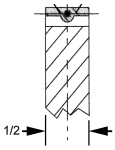

Berg 50TB Series 125 lb. Ultimate tensile
1/2" Pitch - Heavy (H) .500 C.P. 3/4" Timing Belts - equal to standard 2" wide H belts
Flex-E-Grip H Timing Belts 3/4" wide 300 lbs. Ultimate tensile strength

Conventional Belt	Tensile Strength
1/2" WIDE	59 lbs.
5/8" WIDE	80 lbs.
3/4" WIDE	99 lbs.
1" WIDE	140 lbs.
2" WIDE	300 lbs.

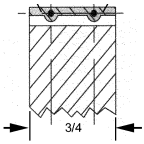

TIMING BELTS

CIRCULAR PITCH	BELT WIDTH	MATERIALS	BERG'S ® NAME	PULLEY
.0816 (XXL)	**1/8"**	Polyurethane (Black) 90A Duro .018 Stainless Steel Cable*	**Flex-E-Grip®**	Operates with 8TP series.

A

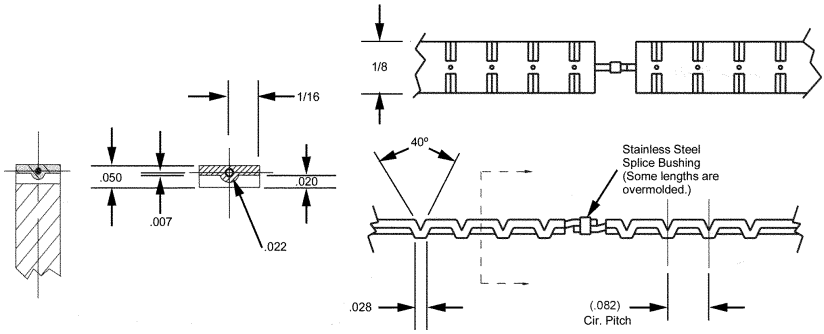

STOCK NO.	NO. OF PITCHES	LENGTH (Ref.)
8TB-24*	24	1.958
8TB-44	44	3.590
8TB-45	45	3.672
8TB-48	48	3.916
8TB-51	51	4.161
8TB-52	52	4.243
8TB-53	53	4.324
8TB-60	60	4.896
8TB-64	64	5.222
8TB-66	66	5.385
8TB-67	67	5.467
8TB-72	72	5.875
8TB-77	77	6.283
8TB-88	88	7.180
8TB-96	96	7.833
8TB-98	98	7.996
8TB-102	102	8.323
8TB-109	109	8.894
8TB-110	110	8.976
8TB-114	114	9.302
8TB-120	120	9.792
8TB-123	123	10.036
8TB-126	126	10.281
8TB-132	132	10.771
8TB-139	139	11.342
8TB-140	140	11.424
8TB-150	150	12.240
8TB-162	162	13.219
8TB-175	175	14.280
8TB-184	184	15.014
8TB-193	193	15.748
8TB-214	214	17.462
8TB-228	228	18.604
8TB-245	245	19.992
8TB-249	249	20.318
8TB-251	251	20.481
8TB-264	264	21.542

- No Flanges Required
- Infinite Lengths
- Silent Drive
- No-Walk Feature
- No Lubrication
- Weight .05 oz./ft.
- Compact Design
- Positive Drive
- Light Weight
- Extra Strong
- Ultimate Tensile Strength 20 lbs.
- Temperature Range +180°F to -15°F
- Recommended Operating Load 4-5 lbs.
- Recommended Max. Operating Speed 376 ft./min
- For Field Splice Kit order 8TB-7.

* Splices are factory overmolded

BULK FOOTAGE - NOT SPLICED	
STOCK NO.	LENGTH
8TB-5FT	5 FT
8TB-10FT	10 FT
8TB-25FT	25 FT
8TB-50FT	50 FT
8TB-100FT	100 FT

TIMING PULLEYS

CIRCULAR PITCH	BORE	STYLE	MATERIALS	BERG'S ® NAME	BELT
.0816 (XXL)	**1/8"**	**PIN HUB**	2024-T4 Aluminum Anodized	**Flex-E-Grip®**	Operates with Flex-E-Grip Belt 8TB Series

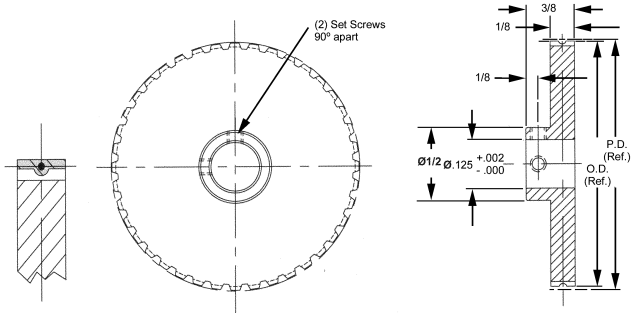

STOCK NO.	NO. OF TEETH	PITCH DIA.	OUTSIDE DIA.
8TP2-14	14•*	.3636	.349
8TP2-15	15•*	.3896	.375
8TP2-18	18•*	.4675	.453
8TP2-20	20•	.5195	.505
8TP2-24	24	.6234	.609
8TP2-25	25	.6494	.635
8TP2-28	28	.7273	.713
8TP2-30	30	.7792	.765
8TP2-32	32	.8312	.817
8TP2-34	34	.8831	.869
8TP2-36	36	.9351	.921
8TP2-38	38	.9870	.972
8TP2-40	40	1.0390	1.024
8TP2-42	42	1.0909	1.076
8TP2-44	44	1.1429	1.128
8TP2-48	48	1.2468	1.232
8TP2-50	50	1.2987	1.284
8TP2-54	54	1.4026	1.388
8TP2-60	60	1.5584	1.544
8TP2-72	72	1.8701	1.856
8TP2-75	75	1.9481	1.934
8TP2-80	80	2.0779	2.063
8TP2-84	84	2.1818	2.167
8TP2-88	88	2.2857	2.271
8TP2-90	90	2.3377	2.323
8TP2-96	96	2.4935	2.479
8TP2-98	98	2.5455	2.531
8TP2-100	100	2.5974	2.583
8TP2-120	120	3.1169	3.102

• For 14-20 teeth, hub diameter equals .32.
* Pulleys .468 P.D. and smaller for idler use only.

Teeth could be anodized.

TIMING PULLEYS

CIRCULAR PITCH	BORE	STYLE	MATERIALS	BERG'S ® NAME	BELT
.0816 (XXL)	**3/16"**	**PIN HUB**	2024-T4 Aluminum Anodized	**Flex-E-Grip®**	Operates with Flex-E-Grip Belt 8TB Series

A

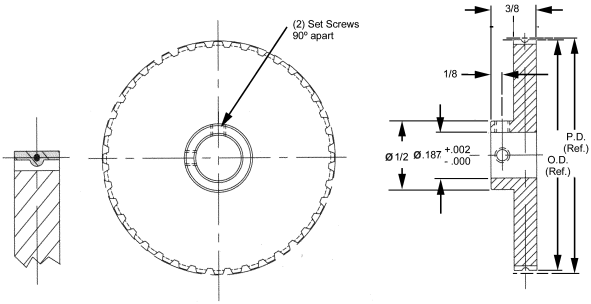

STOCK NO.	NO. OF TEETH	PITCH DIA.	OUTSIDE DIA.
8TP3-18	18*•	.4675	.453
8TP3-20	20•	.5195	.505
8TP3-24	24	.6234	.609
8TP3-25	25	.6494	.635
8TP3-28	28	.7273	.713
8TP3-30	30	.7792	.765
8TP3-32	32	.8312	.817
8TP3-34	34	.8831	.869
8TP3-36	36	.9351	.921
8TP3-38	38	.9870	.972
8TP3-40	40	1.0390	1.024
8TP3-42	42	1.0909	1.076
8TP3-44	44	1.1429	1.128
8TP3-48	48	1.2468	1.232
8TP3-50	50	1.2987	1.284
8TP3-54	54	1.4026	1.388
8TP3-60	60	1.5584	1.544
8TP3-72	72	1.8701	1.856
8TP3-75	75	1.9481	1.934
8TP3-80	80	2.0779	2.063
8TP3-84	84	2.1818	2.167
8TP3-88	88	2.2857	2.271
8TP3-90	90	2.3377	2.323
8TP3-96	96	2.4935	2.479
8TP3-98	98	2.5455	2.531
8TP3-100	100	2.5974	2.583
8TP3-120	120	3.1169	3.102

• For 18-20 teeth, hub diameter equals .42
* Pulleys .468 P.D. and smaller for idler use only.

Teeth could be anodized.

TIMING PULLEYS

CIRCULAR PITCH	BORE	STYLE	MATERIALS	BERG'S ® NAME	BELT
.0816 (XXL)	**1/4"**	**PIN HUB**	2024-T4 Aluminum Anodized	**Flex-E-Grip®**	Operates with Flex-E-Grip Belt 8TB Series

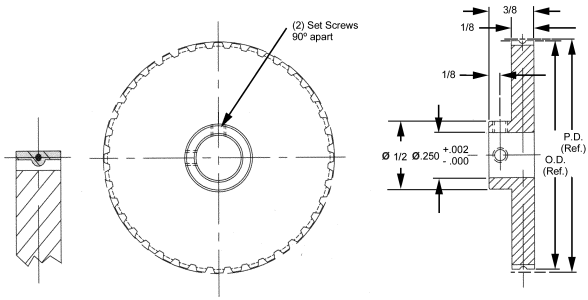

STOCK NO.	NO. OF TEETH	PITCH DIA.	OUTSIDE DIA.
8TP4-18	18*•	.4675	.453
8TP4-20	20	.5195	.505
8TP4-24	24	.6234	.609
8TP4-25	25	.6494	.635
8TP4-28	28	.7273	.713
8TP4-30	30	.7792	.765
8TP4-32	32	.8312	.817
8TP4-34	34	.8831	.869
8TP4-36	36	.9351	.921
8TP4-38	38	.9870	.972
8TP4-40	40	1.0390	1.024
8TP4-42	42	1.0909	1.076
8TP4-44	44	1.1429	1.128
8TP4-48	48	1.2468	1.232
8TP4-50	50	1.2987	1.284
8TP4-54	54	1.4026	1.388
8TP4-60	60	1.5584	1.544
8TP4-72	72	1.8701	1.856
8TP4-75	75	1.9481	1.934
8TP4-80	80	2.0779	2.063
8TP4-84	84	2.1818	2.167
8TP4-88	88	2.2857	2.271
8TP4-90	90	2.3377	2.323
8TP4-96	96	2.4935	2.479
8TP4-98	98	2.5455	2.531
8TP4-100	100	2.5974	2.583
8TP4-120	120	3.1169	3.102

• For 18 teeth, hub diameter equals .42.
* Pulleys .468 P.D. and smaller for idler use only.

Teeth could be anodized.

TIMING BELTS

CIRCULAR PITCH	BELT WIDTH	MATERIALS	BERG'S ® NAME	PULLEY
.200 (XL)	**1/4"**	Polyurethane (Red) 90A Duro 1/32" Stainless Steel Cable*	**Flex-E-Grip®**	Operates with 20TP Series

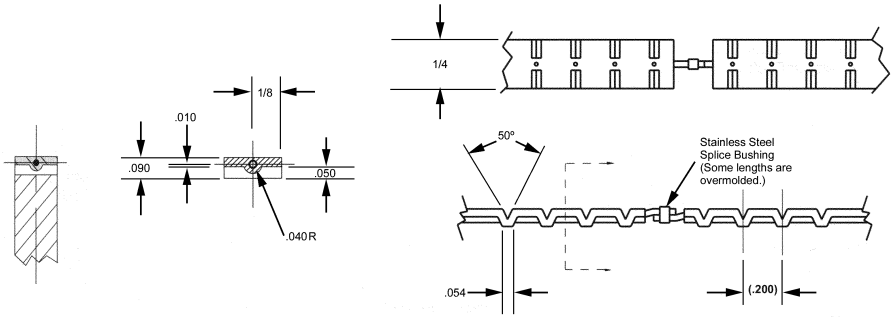

STOCK NO.	NO. OF PITCHES	LENGTH (Ref.)
20TB-10	10	2.00
20TB-15	15	3.00
20TB-20	20	4.00
20TB-25	25	5.00
20TB-30	30	6.00
20TB-35	35	7.00
20TB-40	40	8.00
20TB-45	45	9.00
20TB-50	50	10.00
20TB-55	55	11.00
20TB-60	60	12.00
20TB-65	65	13.00
20TB-70	70	14.00
20TB-80	80	16.00
20TB-85	85	17.00
20TB-90	90	18.00
20TB-95	95	19.00
20TB-100	100	20.00
20TB-105	105	21.00
20TB-110	110	22.00
20TB-110	115	23.00
20TB-120	120	24.00
20TB-125	125	25.00
20TB-130	130	26.00
20TB-135	135	27.00
20TB-140	140	28.00
20TB-145	145	29.00
20TB-150	150	30.00
20TB-155	155	31.00
20TB-160	160	32.00
20TB-175	175	35.00
20TB-180	180	36.00
20TB-185	185	37.00
20TB-190	190	38.00
20TB-200	200	40.00
20TB-210	210	42.00

* Aramid Core. Alternate construction available.

- No Flanges Required
- Infinite Lengths
- Silent Drive
- No-Walk Feature
- No Lubrication
- Weight .10 oz./ft.
- Compact Design
- Positive Drive
- Light Weight
- Extra Strong
- Ultimate Tensile Strength 50 lbs.
- Temperature Range +180°F to -15°F
- Recommended Operating Load 10-12 lbs.
- Recommended Max. Operating Speed 376 ft./min.
- For Field Splice Kit Order 20TB-7

* Splices are factory overmolded

BULK FOOTAGE - NOT SPLICED	
STOCK NO.	LENGTH
20TB-5FT	5 FT
20TB-10FT	10 FT
20TB-25FT	25 FT
20TB-50FT	50 FT
20TB-100FT	100 FT



TIMING PULLEYS

CIRCULAR PITCH	BORE	STYLE	MATERIALS	BERG'S ® NAME	BELT
.200 (XL)	**1/4"**	**PIN HUB**	2024-T4 Aluminum Anodized	**Flex-E-Grip®**	Operates with Flex-E-Grip Belt 20TB Series

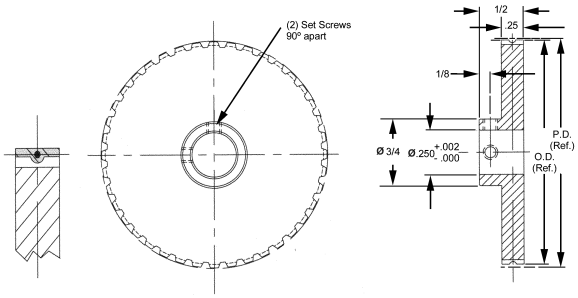

STOCK NO.	NO. OF TEETH	PITCH DIA.	OUTSIDE DIA.
20TP4-10	10•*	.6366	.616
20TP4-11	11•*	.7003	.680
20TP4-12	12•	.7639	.743
20TP4-14	14	.8913	.871
20TP4-15	15	.9549	.934
20TP4-16	16	1.0186	.998
20TP4-17	17	1.0823	1.062
20TP4-18	18	1.1459	1.125
20TP4-19	19	1.2096	1.189
20TP4-20	20	1.2732	1.253
20TP4-21	21	1.3369	1.316
20TP4-22	22	1.4006	1.380
20TP4-23	23	1.4642	1.444
20TP4-24	24	1.5279	1.507
20TP4-25	25	1.5916	1.571
20TP4-27	27	1.7189	1.698
20TP4-28	28	1.7825	1.762
20TP4-29	29	1.8462	1.826
20TP4-30	30	1.9099	1.889
20TP4-32	32	2.0372	2.017
20TP4-36	36	2.2918	2.271
20TP4-40	40	2.5465	2.526
20TP4-42	42	2.6738	2.653
20TP4-44	44	2.8011	2.781
20TP4-45	45	2.8648	2.844
20TP4-48	48	3.0558	3.035
20TP4-50	50	3.1831	3.163
20TP4-60	60	3.8197	3.799
20TP4-72	72	4.5837	4.563

- For 10-12 teeth, hub diameter equals .56.
- * Pulleys .750 P.D. and smaller for idler use only.
- Other numbers of teeth available upon request.

Teeth could be anodized.

TIMING PULLEYS

CIRCULAR PITCH	BORE	STYLE	MATERIAL	BERG'S ® NAME	BELT
.200 (XL)	**3/8"**	**PIN HUB**	2024-T4 Aluminum Anodized	**Flex-E-Grip®**	Operates with Flex-E-Grip Belt 20TB Series

A

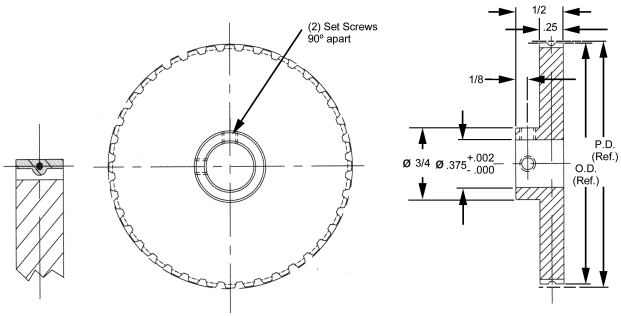

STOCK NO.	NO. OF TEETH	PITCH DIA.	OUTSIDE DIA.
20TP6-11	11•*	.7003	.680
20TP6-12	12•	.7639	.743
20TP6-14	14	.8913	.871
20TP6-15	15	.9549	.934
20TP6-16	16	1.0186	.998
20TP6-17	17	1.0823	1.062
20TP6-18	18	1.1459	1.125
20TP6-19	19	1.2096	1.189
20TP6-20	20	1.2732	1.253
20TP6-21	21	1.3369	1.316
20TP6-22	22	1.4006	1.380
20TP6-23	23	1.4642	1.444
20TP6-24	24	1.5279	1.507
20TP6-25	25	1.5916	1.571
20TP6-27	27	1.7189	1.698
20TP6-28	28	1.7825	1.762
20TP6-29	29	1.8462	1.826
20TP6-30	30	1.9099	1.889
20TP6-32	32	2.0372	2.017
20TP6-36	36	2.2918	2.271
20TP6-40	40	2.5465	2.526
20TP6-42	42	2.6738	2.653
20TP6-44	44	2.8011	2.781
20TP6-45	45	2.8648	2.844
20TP6-48	48	3.0558	3.035
20TP6-50	50	3.1831	3.163
20TP6-60	60	3.8197	3.799
20TP6-72	72	4.5837	4.563

• For 11-12 teeth, hub diameter equals .62.
* Pulleys .750 P.D. and smaller for idler use only.
Other numbers of teeth available upon request.

Teeth could be anodized.

TIMING PULLEYS

CIRCULAR PITCH	BORE	STYLE	MATERIALS	BERG'S ® NAME	BELT
.200 (XL)	**1/2"**	**PIN HUB**	2024-T4 Aluminum Anodized	**Flex-E-Grip®**	Operates with Flex-E-Grip Belt 20TB Series

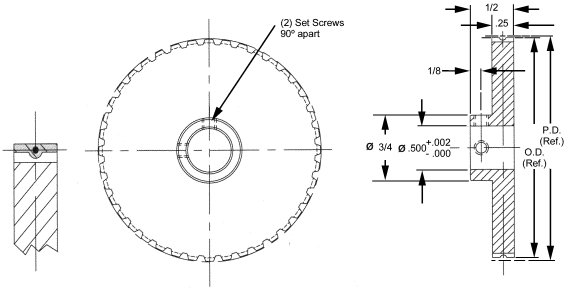

STOCK NO.	NO. OF TEETH	PITCH DIA.	OUTSIDE DIA.
20TP8-14	14	.8913	.871
20TP8-15	15	.9549	.934
20TP8-16	16	1.0186	.998
20TP8-17	17	1.0823	1.062
20TP8-18	18	1.1459	1.125
20TP8-19	19	1.2096	1.189
20TP8-20	20	1.2732	1.253
20TP8-21	21	1.3369	1.316
20TP8-22	22	1.4006	1.380
20TP8-23	23	1.4642	1.444
20TP8-24	24	1.5279	1.507
20TP8-25	25	1.5916	1.571
20TP8-27	27	1.7189	1.698
20TP8-28	28	1.7825	1.762
20TP8-29	29	1.8462	1.826
20TP8-30	30	1.9099	1.889
20TP8-32	32	2.0372	2.017
20TP8-36	36	2.2918	2.271
20TP8-40	40	2.5465	2.526
20TP8-42	42	2.6738	2.653
20TP8-44	44	2.8011	2.781
20TP8-45	45	2.8648	2.844
20TP8-48	48	3.0558	3.035
20TP8-50	50	3.1831	3.163
20TP8-60	60	3.8197	3.799
20TP8-72	72	4.5837	4.563

* Pulleys .750 P.D. and smaller for idler use only.
Other numbers of teeth available upon request.

Teeth could be anodized.

TIMING BELTS

CIRCULAR PITCH	BELT WIDTH	MATERIALS	BERG'S ® NAME	PULLEY
.375 (L)	**1/2"**	Polyurethane (Blue) 90A Duro 3/64" Stainless Steel Cable*	**Flex-E-Grip®**	Operates with 37TP Series

A

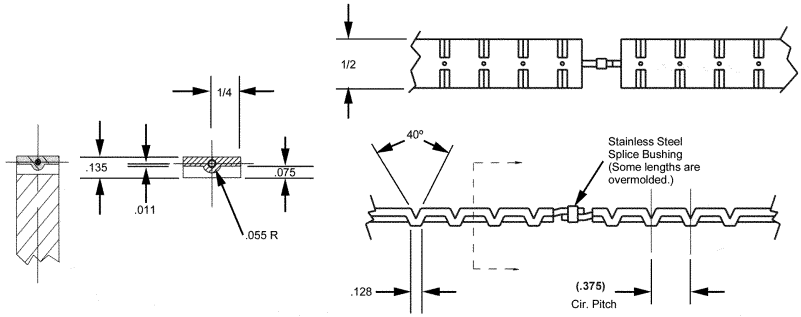

STOCK NO.	NO. OF PITCHES	LENGTH (Ref.)
37TB-20	20	7.500
37TB-22	22	8.250
37TB-24	24	9.000
37TB-26	26	9.750
37TB-28	28	10.500
37TB-30	30	11.250
37TB-33	33	12.375
37TB-36	36	13.500
37TB-40	40	15.000
37TB-45	45	16.875
37TB-50	50	18.750
37TB-56	56	21.000
37TB-60	60	22.500
37TB-64	64	24.000
37TB-68	68	25.500
37TB-72	72	27.000
37TB-80	80	30.000
37TB-86	86	32.250
37TB-92	92	34.500
37TB-98	98	36.750
37TB-100	100	37.500
37TB-104	104	39.000
37TB-108	108	40.500
37TB-112	112	42.000
37TB-116	116	43.500
37TB-120	120	45.000
37TB-124	124	46.500
37TB-128	128	48.000
37TB-132	132	49.500
37TB-136	136	51.000
37TB-140	140	52.500
37TB-144	144	54.000
37TB-148	148	55.500
37TB-152	152	57.000
37TB-156	156	58.500
37TB-160	160	60.000
37TB-176	176	66.000

Aramid Core. Alternate construction available.

- No Flanges Required
- Infinite Lengths
- Silent Drive
- No-Walk Feature
- No Lubrication
- Weight .41 oz./ft.
- Compact Design
- Positive Drive
- Light Weight
- Extra Strong
- Ultimate Tensile Strength 50 lbs.
- Temperature Range +180°F to -15°F
- Recommended Operating Load 30 lbs.
- Recommended Max. Operating Speed 376 ft./min.
- For Field Splice Kit Order 37TB-7
- Splices are factory overmolded

BULK FOOTAGE - NOT SPLICED	
STOCK NO.	LENGTH
37TB-5FT	5 FT
37TB-10FT	10 FT
37TB-25FT	25 FT
37TB-50FT	50 FT
37TB-100FT	100 FT



TIMING PULLEYS

CIRCULAR PITCH	BORE	STYLE	MATERIALS	BERG'S ® NAME	BELT
.375 (L)	**1/4"**	**PIN HUB**	2024-T4 Aluminum Anodized	**Flex-E-Grip®**	Operates with Flex-E-Grip Belt 37TB Series

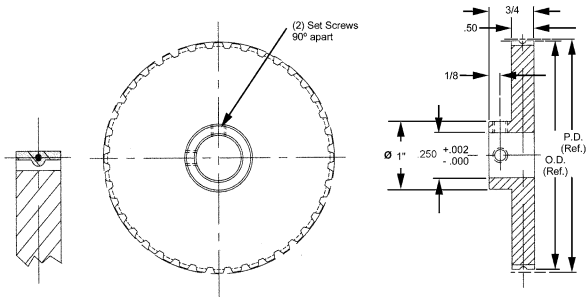

STOCK NO.	NO. OF TEETH	PITCH DIA.	OUTSIDE DIA.
37TP4-10	10*	1.1937	1.164
37TP4-11	11*	1.3130	1.284
37TP4-12	12	1.4324	1.403
37TP4-13	13	1.5518	1.522
37TP4-14	14	1.6711	1.642
37TP4-15	15	1.7905	1.761
37TP4-16	16	1.9099	1.880
37TP4-17	17	2.0292	2.000
37TP4-18	18	2.1486	2.119
37TP4-19	19	2.2680	2.239
37TP4-20	20	2.3873	2.358
37TP4-21	21	2.5067	2.477
37TP4-22	22	2.6261	2.597
37TP4-24	24	2.8648	2.835
37TP4-26	26	3.1035	3.074
37TP4-28	28	3.3422	3.313
37TP4-30	30	3.5810	3.552
37TP4-32	32	3.8197	3.790
37TP4-36	36	4.2972	4.268



* Pulleys 1.375 P.D. and smaller for idler use only.
Other numbers of teeth available upon request.

Teeth could be anodized.

TIMING PULLEYS

CIRCULAR PITCH	BORE	STYLE	MATERIALS	BERG'S ® NAME	BELT
.375 (L)	**3/8"**	**PIN HUB**	2024-T4 Aluminum Anodized	**Flex-E-Grip®**	Operates with Flex-E-Grip Belt 37TB Series

A

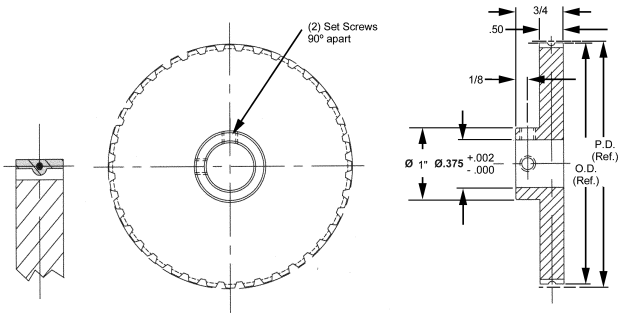

STOCK NO.	NO. OF TEETH	PITCH DIA.	OUTSIDE DIA.
37TP6-10	10*	1.1937	1.164
37TP6-11	11*	1.3130	1.284
37TP6-12	12	1.4324	1.403
37TP6-13	13	1.5518	1.522
37TP6-14	14	1.6711	1.642
37TP6-15	15	1.7905	1.761
37TP6-16	16	1.9099	1.880
37TP6-17	17	2.0292	2.000
37TP6-18	18	2.1486	2.119
37TP6-19	19	2.2680	2.239
37TP6-20	20	2.3873	2.358
37TP6-21	21	2.5067	2.477
37TP6-22	22	2.6261	2.597
37TP6-24	24	2.8648	2.835
37TP6-26	26	3.1035	3.074
37TP6-28	28	3.3422	3.313
37TP6-30	30	3.5810	3.552
37TP6-32	32	3.8197	3.790
37TP6-36	36	4.2972	4.268



* Pulleys 1.375 P.D. and smaller for idler use only.
Other numbers of teeth available upon request.

Teeth could be anodized.

TIMING PULLEYS

CIRCULAR PITCH	BORE	STYLE	MATERIALS	BERG'S ® NAME	BELT
.375 (L)	**1/2"**	**PIN HUB**	2024-T4 Aluminum Anodized	**Flex-E-Grip®**	Operates with Flex-E-Grip Belt 37TB Series

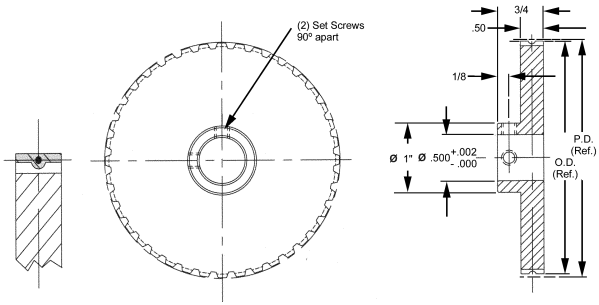

STOCK NO.	NO. OF TEETH	PITCH DIA.	OUTSIDE DIA.
37TP8-10	10*	1.1937	1.164
37TP8-11	11*	1.3130	1.284
37TP8-12	12	1.4324	1.403
37TP8-13	13	1.5518	1.522
37TP8-14	14	1.6711	1.642
37TP8-15	15	1.7905	1.761
37TP8-16	16	1.9099	1.880
37TP8-17	17	2.0292	2.000
37TP8-18	18	2.1486	2.119
37TP8-19	19	2.2680	2.239
37TP8-20	20	2.3873	2.358
37TP8-21	21	2.5067	2.477
37TP8-22	22	2.6261	2.597
37TP8-24	24	2.8648	2.835
37TP8-26	26	3.1035	3.074
37TP8-28	28	3.3422	3.313
37TP8-30	30	3.5810	3.552
37TP8-32	32	3.8197	3.790
37TP8-36	36	4.2972	4.268



* Pulleys 1.375 P.D. and smaller for idler use only.
Other numbers of teeth available upon request.

Teeth could be anodized.

TIMING BELTS

CIRCULAR PITCH	BELT WIDTH	MATERIALS	BERG'S ® NAME	PULLEY
.500 (H)	**3/4"**	Polyurethane (Green) 90A Duro 1/16" Stainless Steel Cable*	**Flex-E-Grip®**	Operates with 50TP Series

A

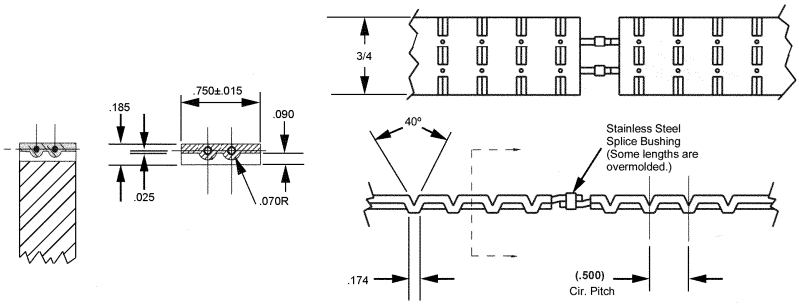

STOCK NO.	NO. OF PITCHES	LENGTH (Ref.)
50TB-32	32	16.00
50TB-36	36	18.00
50TB-40	40	20.00
50TB-44	44	22.00
50TB-48	48	24.00
50TB-50	50	25.00
50TB-54	54	27.00
50TB-56	56	28.00
50TB-60	60	30.00
50TB-64	64	32.00
50TB-66	66	33.00
50TB-70	70	35.00
50TB-72	72	36.00
50TB-75	75	37.50
50TB-78	78	39.00
50TB-80	80	40.00
50TB-84	84	42.00
50TB-88	88	44.00
50TB-90	90	45.00
50TB-96	96	48.00
50TB-102	102	51.00
50TB-108	108	54.00
50TB-114	114	57.000
50TB-120	120	60.000
50TB-126	126	63.000
50TB-132	132	66.000
50TB-140	140	70.000
50TB-150	150	75.000
50TB-160	160	80.000
50TB-170	170	85.000
50TB-180	180	90.000
50TB-190	190	95.000
50TB-200	200	100.000
50TB-225	225	112.500
50TB-250	250	125.000
50TB-275	275	137.500
50TB-400	400	200.000

Aramid Core. Alternate construction available.

- No Flanges Required
- Infinite Lengths
- Silent Drive
- No-Walk Feature
- No Lubrication
- Weight .91 oz./ft.
- Compact Design
- Positive Drive
- Light Weight
- Extra Strong
- 90A Durometer
- Ultimate Tensile Strength 300 lbs.
- Temperature Range +180°F to -15°F
- Recommended Operating Load 75 lbs.
- Recommended Max. Operating Speed 376 ft./min.
- For Field Splice Kit Order 50TB-7

Special lengths available upon request.
* Splices are factory overmolded

BULK FOOTAGE - NOT SPLICED	
STOCK NO.	LENGTH
50TB-5FT	5 FT
50TB-10FT	10 FT
50TB-25FT	25 FT
50TB-50FT	50 FT
50TB-100FT	100 FT



TIMING PULLEYS

CIRCULAR PITCH	BORE	STYLE	MATERIALS	BERG'S ® NAME	CHAIN
.500 (H)	**3/8"**	**PIN HUB**	2024-T4 Aluminum Anodized	**Flex-E-Grip®**	Operates with Flex-E-Grip Belt 50TB Series

STOCK NO.	NO. OF TEETH	PITCH DIA.	OUTSIDE DIA.
50TP6-10	10	1.5916	1.539
50TP6-11	11	1.7507	1.698
50TP6-12	12	1.9099	1.857
50TP6-13	13	2.0690	2.016
50TP6-14	14	2.2282	2.176
50TP6-15	15	2.3873	2.335
50TP6-16	16	2.5465	2.494
50TP6-17	17	2.7056	2.653
50TP6-18	18	2.8648	2.812
50TP6-19	19	3.0239	2.971
50TP6-20	20	3.1831	3.131
50TP6-21	21	3.3422	3.290
50TP6-22	22	3.5014	3.449
50TP6-24	24	3.8197	3.767
50TP6-26	26	4.1380	4.086
50TP6-28	28	4.4563	4.404
50TP6-30	30	4.7747	4.722
50TP6-32	32	5.0930	5.041

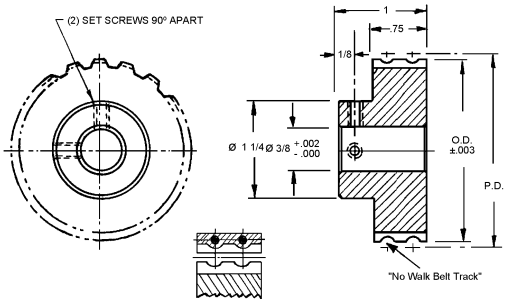

Other numbers of teeth available on request.

Teeth could be anodized.

CIRCULAR PITCH	BORE	STYLE	MATERIALS	BERG'S ® NAME	CHAIN
.500 (H)	**1/2"**	**PIN HUB**	2024-T4 Aluminum Anodized	**Flex-E-Grip®**	Operates with Flex-E-Grip Belt 50TB Series

STOCK NO.	NO. OF TEETH	PITCH DIA.	OUTSIDE DIA.
50TP8-10	10	1.5916	1.539
50TP8-11	11	1.7507	1.698
50TP8-12	12	1.9099	1.857
50TP8-13	13	2.0690	2.016
50TP8-14	14	2.2282	2.176
50TP8-15	15	2.3873	2.335
50TP8-16	16	2.5465	2.494
50TP8-17	17	2.7056	2.653
50TP8-18	18	2.8648	2.812
50TP8-19	19	3.0239	2.971
50TP8-20	20	3.1831	3.131
50TP8-21	21	3.3422	3.290
50TP8-22	22	3.5014	3.449
50TP8-24	24	3.8197	3.767
50TP8-26	26	4.1380	4.086
50TP8-28	28	4.4563	4.404
50TP8-30	30	4.7747	4.722
50TP8-32	32	5.0930	5.041

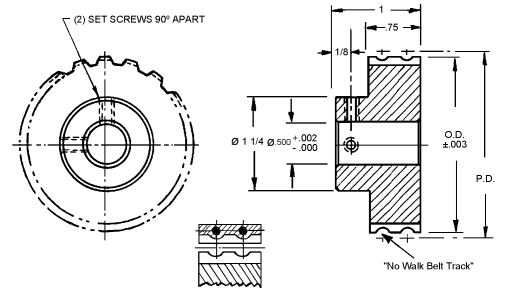

Other numbers of teeth available on request.

Teeth could be anodized.

CIRCULAR PITCH	BORE	STYLE	MATERIALS	BERG'S ® NAME	CHAIN
.500 (H)	**5/8"**	**PIN HUB**	2024-T4 Aluminum Anodized	**Flex-E-Grip®**	Operates with Flex-E-Grip Belt 50TB Series

STOCK NO.	NO. OF TEETH	PITCH DIA.	OUTSIDE DIA.
50TP10-10	10	1.5916	1.539
50TP10-11	11	1.7507	1.698
50TP10-12	12	1.9099	1.857
50TP10-13	13	2.0690	2.016
50TP10-14	14	2.2282	2.176
50TP10-15	15	2.3873	2.335
50TP10-16	16	2.5465	2.494
50TP10-17	17	2.7056	2.653
50TP10-18	18	2.8648	2.812
50TP10-19	19	3.0239	2.971
50TP10-20	20	3.1831	3.131
50TP10-21	21	3.3422	3.290
50TP10-22	22	3.5014	3.449
50TP10-24	24	3.8197	3.767
50TP10-26	26	4.1380	4.086
50TP10-28	28	4.4563	4.404
50TP10-30	30	4.7747	4.722
50TP10-32	32	5.0930	5.041

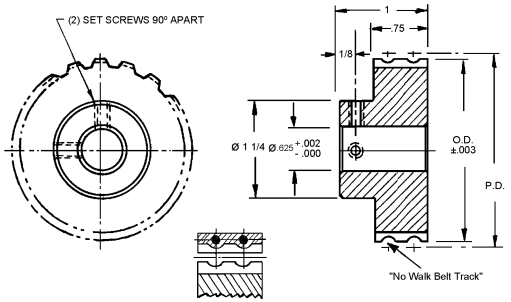

Other numbers of teeth available on request.

Teeth could be anodized.

FIELD SPLICE KITS

Splicing Procedures:

1. Cut Berg “Flex-E-Grip” sharp and square as shown, using cutter, to desired number of pitches, plus one pitch.



2. Cut plastic jacket (one pitch each side) lightly with sharp razor blade as shown all around. Caution: Do not cut or nick cable. Strip or twist off jacket carefully.

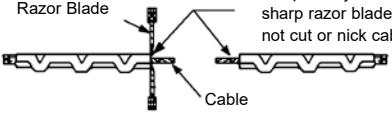

3. Slide stripped cable into oval splice bushing carefully. Caution: Do not fray cable. Feed cable into chamfered end of bushing last.

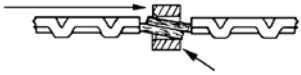

4. Center bushing and be certain belt is straight before crimping.

5. Position crimp tool over splice bushing and squeeze tightly for maximum splice strength.

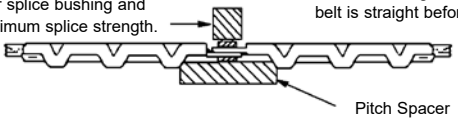

Crimp Tool

Cable Cutter

BELT SERIES	STOCK NUMBER	FIELD SPLICE KIT AND ACCESSORIES
8TB 20TB 37TB 50TB	8TB-7 20TB-7 37TB-7 50TB-7	Complete Kit Consists of: Crimp Tool, Pitch Spacer, Sample Belt Cable Cutter, Bushings, Razor Blades & Instructions
	TL-4 TL-3 TL-7	Crimp Tool for 8TB Crimp Tool for 20TB and 37TB Crimp Tool for 50TB
	BU-018-S BU-032-S BU-046-S BU-062-S	Extra Splice Bushings for: 8TB (1/64" Cable) 20TB (1/32" Cable) 37TB (3/64" Cable) 50TB (1/16" Cable)
	TL-1 TL-2	Cable Cutter for up to 3/64" Cable Cable Cutter for up to 5/64" Cable

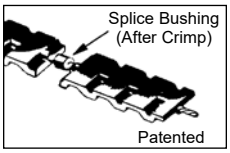

Field Splices offer only 50% of Catalog Rated Loads

W. M. Berg, Inc. will factory splice to order, any length belt at a nominal charge.

MAX-M-DRIVE® CABLE DRIVE CHAIN TECHNICAL DATA

Operating Notes

Timing Belts, also known as Synchronous Belts, are basically flat belts with evenly spaced or pitched teeth. These teeth when matched with the grooves in the pulleys provide a positive no-slip engagement. These belts will not stretch and require no lubrication.

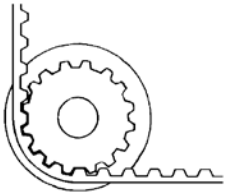

TB7 Series

- Trapezoidal Profile
- .080 Pitch
- Maximum Speed 20,000 RPM
- Maximum Pulley Diameter .25" (10 Teeth)

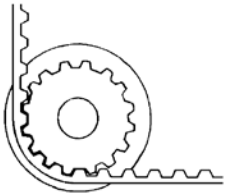

TB20 Series

- Trapezoidal Profile
- 1/5 Pitch (.200 Circular Pitch)
- Maximum Speed 10,000 RPM

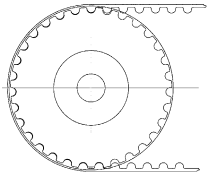

TB2 Series

- GT2 Profile
- 2 mm Pitch GT2
- Maximum operating tension 25 lbs (111N) /In. of belt width
- Maximum operating speed 10,000 rpm
- Minimum pulley diameter .281 (12 teeth)

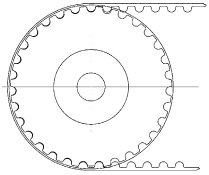

TB3 Series

- GT2 Profile
- 3 mm Pitch GT2
- Maximum operating tension 114 lbs (507N) /In. of belt width
- Maximum operating speed 20,000 rpm
- Minimum pulley diameter .572 (16 teeth)

TIMING BELTS

CIRCULAR PITCH	BELT WIDTH	MATERIALS	BERG'S ® NAME	PULLEY
.080 (MXL)	**1/8"**	Neoprene (Black) Fiberglass reinforced	**Max-M-Drive®**	Operates with TP7 Series

A

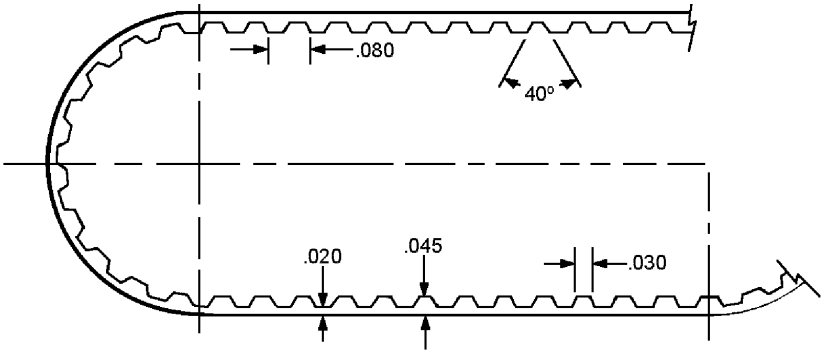

STOCK NO.	NO. OF GROOVES	LENGTH (Ref.)
TB7EF2-40	40	3.20
TB7EF2-42	42	3.36
TB7EF2-45	45	3.60
TB7EF2-50	50	4.00
TB7EF2-54	54	4.32
TB7EF2-55	55	4.40
TB7EF2-57	57	4.56
TB7EF2-60	60	4.80
TB7EF2-64	64	5.12
TB7EF2-67	67	5.36
TB7EF2-70	70	5.60
TB7EF2-73	73	5.84
TB7EF2-80	80	6.40
TB7EF2-90	90	7.20
TB7EF2-100	100	8.00
TB7EF2-105	105	8.40
TB7EF2-110	110	8.80
TB7EF2-120	120	9.60
TB7EF2-130	130	10.40
TB7EF2-150	150	12.00
TB7EF2-160	160	12.80
TB7EF2-170	170	13.60
TB7EF2-175	175	14.00
TB7EF2-190	190	15.20
TB7EF2-200	200	16.00
TB7EF2-225	225	18.00
TB7EF2-250	250	20.00
TB7EF2-300	300	24.00
TB7EF2-400	400	32.00

- High Ratios
- Allows use of small diameter pulleys
- High Speeds
- High Power Transmission
- Long Life
- Wear Resistant Nylon Facing
- Low Profile
- Quiet Operation
- Maximum speed up to 20,000 RPM
- Minimum pulley diameter .25 (10 grooves)
- Temperature Range +185°F to -30°F

TIMING BELTS

CIRCULAR PITCH	BELT WIDTH	MATERIALS	BERG'S ® NAME	PULLEY
.080 (MXL)	**1/4"**	Neoprene (Black) Fiberglass reinforced	**Max-M-Drive®**	Operates with TP7 Series

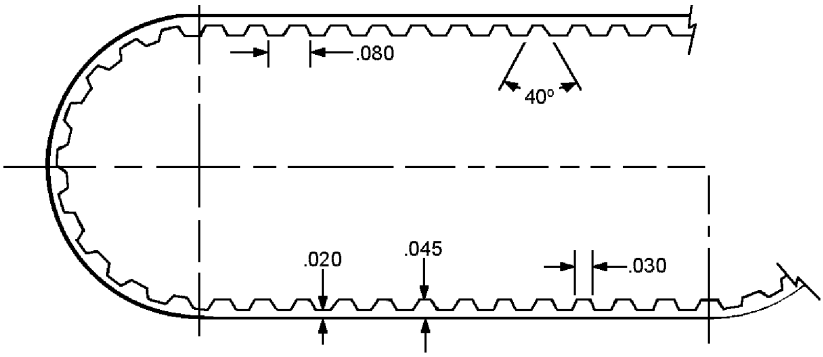

STOCK NO.	NO. OF GROOVES	LENGTH (Ref.)
TB7EF4-40	40	3.20
TB7EF4-42	42	3.36
TB7EF4-45	45	3.60
TB7EF4-50	50	4.00
TB7EF4-54	54	4.32
TB7EF4-55	55	4.40
TB7EF4-57	57	4.56
TB7EF4-60	60	4.80
TB7EF4-64	64	5.12
TB7EF4-67	67	5.36
TB7EF4-70	70	5.60
TB7EF4-73	73	5.84
TB7EF4-80	80	6.40
TB7EF4-90	90	7.20
TB7EF4-100	100	8.00
TB7EF4-105	105	8.40
TB7EF4-110	110	8.80
TB7EF4-120	120	9.60
TB7EF4-130	130	10.40
TB7EF4-150	150	12.00
TB7EF4-160	160	12.80
TB7EF4-170	170	13.60
TB7EF4-175	175	14.00
TB7EF4-190	190	15.20
TB7EF4-200	200	16.00
TB7EF4-225	225	18.00
TB7EF4-250	250	20.00
TB7EF4-300	300	24.00
TB7EF4-400	400	32.00

- High Ratios
- Allows use of small diameter pulleys
- High Speeds
- High Power Transmission
- Long Life
- Wear Resistant Nylon Facing
- Low Profile
- Quiet Operation
- Maximum speed up to 20,000 RPM
- Minimum pulley diameter .25 (10 grooves)
- Temperature Range +185°F to -30°F

TIMING BELTS

CIRCULAR PITCH	BELT WIDTH	MATERIALS	BERG'S ® NAME	PULLEY
.080 (MXL)	**1/8"**	Urethane Hardness Shore "A" 80-85 Polyester Cord Construction Urethane (Black or Orange)	**Max-M-Drive®**	Operates with TP7 Series

A

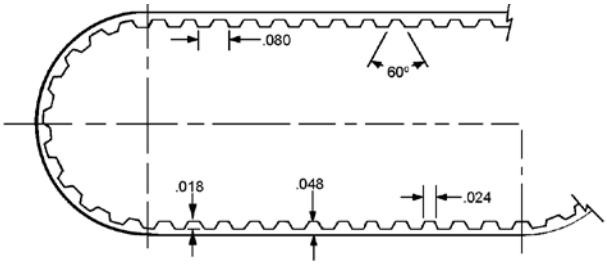

STOCK NO.	LENGTH (Ref.)	STOCK NO.	LENGTH (Ref.)
TB7UP2-30	2.400	TB7UP2-160	12.800
TB7UP2-35	2.280	TB7UP2-165	13.200
TB7UP2-40	3.200	TB7UP2-170	13.600
TB7UP2-45	3.600	TB7UP2-175	14.000
TB7UP2-48	3.840	TB7UP2-180	14.400
TB7UP2-50	4.000	TB7UP2-184	14.720
TB7UP2-55	4.400	TB7UP2-185	14.800
TB7UP2-60	4.800	TB7UP2-190	15.200
TB7UP2-65	5.200	TB7UP2-195	15.600
TB7UP2-70	5.600	TB7UP2-200	16.000
TB7UP2-71	5.680	TB7UP2-205	16.400
TB7UP2-75	6.000	TB7UP2-210	16.800
TB7UP2-78	6.240	TB7UP2-212	16.960
TB7UP2-80	6.400	TB7UP2-215	17.200
TB7UP2-81	6.480	TB7UP2-220	17.600
TB7UP2-85	6.800	TB7UP2-225	18.000
TB7UP2-87	6.960	TB7UP2-230	18.400
TB7UP2-88	7.040	TB7UP2-235	18.800
TB7UP2-90	7.200	TB7UP2-240	19.200
TB7UP2-95	7.600	TB7UP2-245	19.600
TB7UP2-97	7.760	TB7UP2-249	19.920
TB7UP2-100	8.000	TB7UP2-250	20.000
TB7UP2-102	8.160	TB7UP2-255	20.400
TB7UP2-103	8.240	TB7UP2-260	20.800
TB7UP2-105	8.400	TB7UP2-265	21.200
TB7UP2-106	8.480	TB7UP2-270	21.600
TB7UP2-110	8.800	TB7UP2-275	22.000
TB7UP2-112	8.960	TB7UP2-280	22.400
TB7UP2-114	9.120	TB7UP2-285	22.800
TB7UP2-115	9.200	TB7UP2-290	23.200
TB7UP2-118	9.440	TB7UP2-295	23.600
TB7UP2-120	9.600	TB7UP2-300	24.000
TB7UP2-122	9.760	TB7UP2-310	24.800
TB7UP2-123	9.840	TB7UP2-315	25.200
TB7UP2-125	10.000	TB7UP2-320	25.600
TB7UP2-126	10.080	TB7UP2-330	26.400
TB7UP2-130	10.400	TB7UP2-340	27.200
TB7UP2-132	10.560	TB7UP2-350	28.000
TB7UP2-135	10.800	TB7UP2-360	28.800
TB7UP2-140	11.200	TB7UP2-370	29.600
TB7UP2-144	11.520	TB7UP2-380	30.400
TB7UP2-145	11.600	TB7UP2-390	31.200
TB7UP2-150	12.000	TB7UP2-400	32.000
TB7UP2-155	12.400		

Tooth Shear Strength:
Approx. 15% Break Strength.

Break Strength:
32 lbs. Per 1/16 belt width in endless form.

Temperature Range:
Continuous 0°F to 80°F
Intermittent 250°F

TIMING BELTS

CIRCULAR PITCH	BELT WIDTH	MATERIALS	BERG'S ® NAME	PULLEY
.080 (MXL)	**1/4"**	Urethane Hardness Shore "A" 80-85 Polyester Cord Construction Urethane (Black or Orange)	**Max-M-Drive®**	Operates with TP7 Series

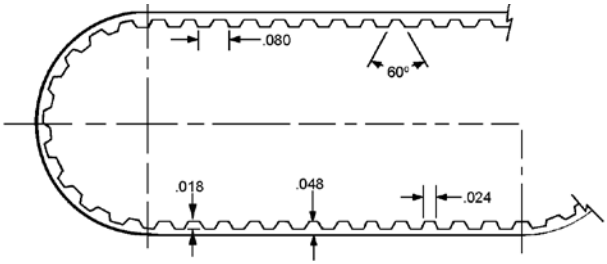

STOCK NO.	LENGTH (Ref.)	STOCK NO.	LENGTH (Ref.)
TB7UP4-30	2.400	TB7UP4-160	12.800
TB7UP4-35	2.280	TB7UP4-165	13.200
TB7UP4-40	3.200	TB7UP4-170	13.600
TB7UP4-45	3.600	TB7UP4-175	14.000
TB7UP4-48	3.840	TB7UP4-180	14.400
TB7UP4-50	4.000	TB7UP4-184	14.720
TB7UP4-55	4.400	TB7UP4-185	14.800
TB7UP4-60	4.800	TB7UP4-190	15.200
TB7UP4-65	5.200	TB7UP4-195	15.600
TB7UP4-70	5.600	TB7UP4-200	16.000
TB7UP4-71	5.680	TB7UP4-205	16.400
TB7UP4-75	6.000	TB7UP4-210	16.800
TB7UP4-78	6.240	TB7UP4-212	16.960
TB7UP4-80	6.400	TB7UP4-215	17.200
TB7UP4-81	6.480	TB7UP4-220	17.600
TB7UP4-85	6.800	TB7UP4-225	18.000
TB7UP4-87	6.960	TB7UP4-230	18.400
TB7UP4-88	7.040	TB7UP4-235	18.800
TB7UP4-90	7.200	TB7UP4-240	19.200
TB7UP4-95	7.600	TB7UP4-245	19.600
TB7UP4-97	7.760	TB7UP4-249	19.920
TB7UP4-100	8.000	TB7UP4-250	20.000
TB7UP4-102	8.160	TB7UP4-255	20.400
TB7UP4-103	8.240	TB7UP4-260	20.800
TB7UP4-105	8.400	TB7UP4-265	21.200
TB7UP4-106	8.480	TB7UP4-270	21.600
TB7UP4-110	8.800	TB7UP4-275	22.000
TB7UP4-112	8.960	TB7UP4-280	22.400
TB7UP4-114	9.120	TB7UP4-285	22.800
TB7UP4-115	9.200	TB7UP4-290	23.200
TB7UP4-118	9.440	TB7UP4-295	23.600
TB7UP4-120	9.600	TB7UP4-300	24.000
TB7UP4-122	9.760	TB7UP4-310	24.800
TB7UP4-123	9.840	TB7UP4-315	25.200
TB7UP4-125	10.000	TB7UP4-320	25.600
TB7UP4-126	10.080	TB7UP4-330	26.400
TB7UP4-130	10.400	TB7UP4-340	27.200
TB7UP4-132	10.560	TB7UP4-350	28.000
TB7UP4-135	10.800	TB7UP4-360	28.800
TB7UP4-140	11.200	TB7UP4-370	29.600
TB7UP4-144	11.520	TB7UP4-380	30.400
TB7UP4-145	11.600	TB7UP4-390	31.200
TB7UP4-150	12.000	TB7UP4-400	32.000
TB7UP4-155	12.400	-	-

Tooth Shear Strength:
Approx. 15% Break Strength.

Break Strength:
32 lbs. Per 1/16 belt width in endless form.

Temperature Range:
Continuous 0°F to 80°F
Intermittent 250°F

TIMING PULLEYS

CIRCULAR PITCH	STYLE	BELT WIDTH	BORE	MATERIALS	BERG'S ® NAME	BELT
.080 (MXL)	**Single Flange Pin Hub**	**1/8" to 1/4"**	**1/8"**	10% Glass Filled Polycarbonate (Black) Hub = Aluminum	**Max-M-Drive®**	Operates with Max-M-Drive® TB7 series

STOCK NO.	BORE + .001 - .000	NO. OF GROOVES	PITCH DIA.	OUTSIDE DIA.	FLANGE DIA.	HUB DIA.	SET SCREW ± .03
TP7E2U4-10	.125	10	.255	.235	.42	.44	#4-40
TP7E2U4-12		12	.306	.286	.47		
TP7E2U4-14		14	.357	.337	.53		

CIRCULAR PITCH	STYLE	BELT WIDTH	BORE	MATERIALS	BERG'S ® NAME	BELT
.080 (MXL)	**Single Flange Pin Hub**	**1/8" to 1/4"**	**3/16"**	10% Glass Filled Polycarbonate (Black) Hub = Aluminum	**Max-M-Drive®**	Operates with Max-M-Drive® TB7 series

STOCK NO.	BORE + .001 - .000	NO. OF GROOVES	PITCH DIA.	OUTSIDE DIA.	FLANGE DIA.	HUB DIA.	SET SCREW ± .03
TP7E3U4-15	.187	15	.362	.362	.55	.44	#6-32
TP7P3U4-20	.187	20	.509	.489	.68	.50	#6-32
TP7P3U4-21		21	.535	.515	.70		
TP7P3U4-22		22	.560	.540	.73		
TP7P3U4-24		24	.611	.591	.78		

CIRCULAR PITCH	STYLE	BELT WIDTH	BORE	MATERIALS	BERG'S ® NAME	BELT
.080 (MXL)	**Single Flange Pin Hub**	**1/8" to 1/4"**	**1/4"**	10% Glass Filled Polycarbonate (Black) Hub = Aluminum	**Max-M-Drive®**	Operates with Max-M-Drive® TB7 series

STOCK NO.	BORE + .001 - .000	NO. OF GROOVES	PITCH DIA.	OUTSIDE DIA.	FLANGE DIA.	HUB DIA.	SET SCREW ± .03
TP7E4U4-16	.250	16	.407	.387	.58	.44	#8-32
TP7E4U4-18	.250	18	.458	.438	.58	.50	#8-32
TP7P4U4-26	.250	26	.662	.642	.83	.69	#8-32
TP7P4U4-28		28	.713	.693	.88		
TP7P4U4-30		30	.764	.744	.93		
TP7P4U4-32		32	.815	.795	.98		
TP7P4U4-34		34	.866	.846	1.04		
TP7P4U4-36		36	.917	.897	1.09		
TP7P4U4-38		38	.968	.948	1.14		
TP7P4U4-40		40	1.019	.999	1.19		
TP7P4U4-42		42	1.070	1.050	1.24		
TP7P4U4-44		44	1.120	1.100	1.29		
TP7P4U4-46		46	1.171	1.151	1.34		
TP7P4U4-48		48	1.222	1.202	1.39		
TP7P4U4-50		50	1.273	1.253	1.44		
TP7P4U4-51		51	1.299	1.279	1.48		
TP7P4U4-60		60	1.528	1.508	1.70		

CIRCULAR PITCH	STYLE	BELT WIDTH	BORE	MATERIALS	BERG'S ® NAME	BELT
.080 (MXL)	**Single Flange Pin Hub**	**1/8" to 1/4"**	**5/16"**	10% Glass Filled Polycarbonate (Black) Hub = Aluminum	**Max-M-Drive®**	Operates with Max-M-Drive® TB7 series

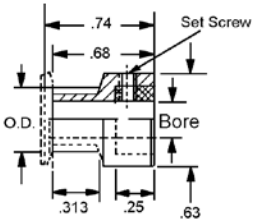

STOCK NO.	BORE + .001 - .000	NO. OF GROOVES	PITCH DIA.	OUTSIDE DIA.	FLANGE DIA.	HUB DIA.	SET SCREW ± .03
TP7P5U4-70	.313	70	1.783	1.763	1.95	.69	#10-32
TP7P5U4-72		72	1.833	1.813	2.00		
TP7P5U4-80		80	2.037	2.017	2.21		
TP7P5U4-90		90	2.292	2.272	2.46		
TP7P5U4-100		100	2.546	2.526	2.71		
TP7P5U4-110		110	2.801	2.781	2.97		
TP7P5U4-120		120	3.056	3.036	3.22		

10 - 18 Grooves - O.D. Tolerance +.003/-.001 71 - 120 Grooves - O.D. Tolerance +.005/-.001
25 - 70 Grooves - O.D. Tolerance +.004/-.001

TIMING PULLEYS

CIRCULAR PITCH	STYLE	BELT WIDTH	BORE	MATERIALS	BERG'S ® NAME	BELT
.080 (MXL)	**Double Flange Pin Hub**	**1/8" to 1/4"**	**1/8"**	10% Glass Filled Polycarbonate (Black) Hub = Aluminum	**Max-M-Drive®**	Operates with Max-M-Drive® TB7 series

STOCK NO.	BORE + .001 - .000	NO. OF GROOVES	PITCH DIA.	OUTSIDE DIA.	FLANGE DIA.	HUB DIA.	SET SCREW ± .03
TP7E2W4-10	.125	10	.255	.235	.42	.44	#4-40
TP7E2W4-12		12	.306	.286	.47		
TP7E2W4-14		14	.357	.337	.53		

CIRCULAR PITCH	STYLE	BELT WIDTH	BORE	MATERIALS	BERG'S ® NAME	BELT
.080 (MXL)	**Double Flange Pin Hub**	**1/8" to 1/4"**	**3/16"**	10% Glass Filled Polycarbonate (Black) Hub = Aluminum	**Max-M-Drive®**	Operates with Max-M-Drive® TB7 series

STOCK NO.	BORE + .001 - .000	NO. OF GROOVES	PITCH DIA.	OUTSIDE DIA.	FLANGE DIA.	HUB DIA.	SET SCREW ± .03
TP7E3W4-15	.187	15	.382	.362	.55	.44	#6-32
TP7P3W4-20	.187	20	.509	.489	.68	.50	#6-32
TP7P3W4-21		21	.535	.515	.70		
TP7P3W4-22		22	.560	.540	.73		
TP7P3W4-24		24	.611	.591	.78		

CIRCULAR PITCH	STYLE	BELT WIDTH	BORE	MATERIALS	BERG'S ® NAME	BELT
.080 (MXL)	**Double Flange Pin Hub**	**1/8" to 1/4"**	**1/4"**	10% Glass Filled Polycarbonate (Black) Hub = Aluminum	**Max-M-Drive®**	Operates with Max-M-Drive® TB7 series

STOCK NO.	BORE + .001 - .000	NO. OF GROOVES	PITCH DIA.	OUTSIDE DIA.	FLANGE DIA.	HUB DIA.	SET SCREW ± .03
TP7E4W4-16	.250	16	.407	.387	.58	.44	#8-32
TP7E4W4-18	.250	18	.458	.438	.58	.50	#8-32
TP7P4W4-26	.250	26	.662	.642	.83	.69	#8-32
TP7P4W4-28		28	.713	.693	.88		
TP7P4W4-30		30	.764	.744	.93		
TP7P4W4-32		32	.815	.795	.98		
TP7P4W4-34		34	.866	.846	1.04		
TP7P4W4-36		36	.917	.897	1.09		
TP7P4W4-38		38	.968	.948	1.14		
TP7P4W4-40		40	1.019	.999	1.19		
TP7P4W4-42		42	1.070	1.050	1.24		
TP7P4W4-44		44	1.120	1.100	1.29		
TP7P4W4-46		46	1.171	1.151	1.34		
TP7P4W4-48		48	1.222	1.202	1.39		
TP7P4W4-50		50	1.273	1.253	1.44		
TP7P4W4-51		51	1.299	1.279	1.48		
TP7P4W4-60		60	1.528	1.508	1.70		

CIRCULAR PITCH	STYLE	BELT WIDTH	BORE	MATERIALS	BERG'S ® NAME	BELT
.080 (MXL)	**Double Flange Pin Hub**	**1/8" to 1/4"**	**5/16"**	10% Glass Filled Polycarbonate (Black) Hub = Aluminum	**Max-M-Drive®**	Operates with Max-M-Drive® TB7 series

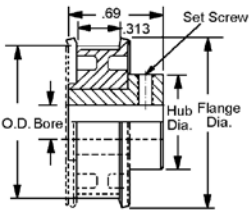

STOCK NO.	BORE + .001 - .000	NO. OF GROOVES	PITCH DIA.	OUTSIDE DIA.	FLANGE DIA.	HUB DIA.	SET SCREW ± .03
TP7P5W4-70	.313	70	1.783	1.763	1.95	.69	#10-32
TP7P5W4-72		72	1.833	1.813	2.00		
TP7P5W4-80		80	2.037	2.017	2.21		
TP7P5W4-90		90	2.292	2.272	2.46		
TP7P5W4-100		100	2.546	2.526	2.71		
TP7P5W4-110		110	2.801	2.781	2.97		
TP7P5W4-120		120	3.056	3.036	3.22		

10 - 18 Grooves - O.D. Tolerance +.003/-.001 71 - 120 Grooves - O.D. Tolerance +.005/-.001
25 - 70 Grooves - O.D. Tolerance +.004/-.001

TIMING PULLEYS

CIRCULAR PITCH	STYLE	BELT WIDTH	BORE	MATERIALS	BERG'S ® NAME	BELT
.080 (MXL)	**Single Flange Pin Hub**	**1/8" to 1/4"**	**3/32"**	Polycarbonate Lexan® with Fiberglass Reinforcement 94 V-O UL Rated	**Max-M-Drive®**	Operates with Max-M-Drive® TB7 series.

STOCK NO.	NO. OF GROOVES	OUTSIDE DIA.	PITCH DIA.	FLANGE DIA.	BORE +.001 -.000	HUB DIA.
TP7LDU4-10	10	.235	.255	.42	.094	7/16
TP7LDU4-11	11	.260	.280	.45		
TP7LDU4-12	12	.286	.306	.47		

CIRCULAR PITCH	STYLE	BELT WIDTH	BORE	MATERIALS	BERG'S ® NAME	BELT
.080 (MXL)	**Single Flange Pin Hub**	**1/8" to 1/4"**	**1/8"**	Polycarbonate Lexan® with Fiberglass Reinforcement 94 V-O UL Rated	**Max-M-Drive®**	Operates with Max-M-Drive® TB7 series.

STOCK NO.	NO. OF GROOVES	OUTSIDE DIA.	PITCH DIA.	FLANGE DIA.	BORE +.001 -.000	HUB DIA.
TP7L2U4-14	14	.337	.357	.53	.125	7/16
TP7L2U4-15	15	.362	.382	.55		
TP7L2U4-16	16	.387	.407	.58		

CIRCULAR PITCH	STYLE	BELT WIDTH	BORE	MATERIALS	BERG'S ® NAME	BELT
.080 (MXL)	**Single Flange Pin Hub**	**1/8" to 1/4"**	**3/16"**	Polycarbonate Lexan® with Fiberglass Reinforcement 94 V-O UL Rated	**Max-M-Drive®**	Operates with Max-M-Drive® TB7 series.

STOCK NO.	NO. OF GROOVES	OUTSIDE DIA.	PITCH DIA.	FLANGE DIA.	BORE +.001 -.000	HUB DIA.
TP7L3U4-18	18	.438	.458	.63	.187	1/2
TP7L3U4-20	20	.489	.590	.68		
TP7L3U4-21	21	.515	.535	.70		
TP7L3U4-22	22	.540	.560	.73		
TP7L3U4-24	24	.591	.611	.78		

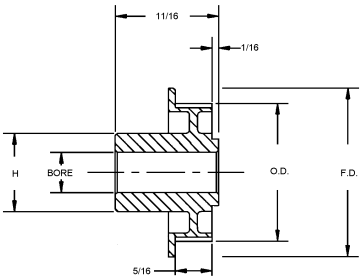

All flanges 1/16" thick.

One or two set screws are optional.

Lexan® Material Specs:
Tensile Strength (PSI) 16,000
Compressive Strength (PSI) 16,000
Flexural Strength (PSI) 19,000
Impact (ft.-lbs./in. notch) 2.0
Water Absorption (24 hrs.)
Equilibrium 73% 0.29%

Examples of specials:
a. Bores: D shaped, key slots, square or spline.
b. Face widths other than standard.
c. Hubless or hub diameters other than standard.
d. Aluminum, brass or stainless steel inserts thru bore with pulley overmolded.
e. Non-standard bores including metric bores are available upon request.

TIMING PULLEYS

CIRCULAR PITCH	STYLE	BELT WIDTH	BORE	MATERIALS	BERG'S ® NAME	BELT
.080 (MXL)	**Single Flange Pin Hub**	**1/8" to 1/4"**	**1/4"**	Polycarbonate Lexan® with Fiberglass Reinforcement 94 V-O UL Rated	**Max-M-Drive®**	Operates with Max-M-Drive® TB7 series.

STOCK NO.	NO. OF GROOVES	OUTSIDE DIA.	PITCH DIA.	FLANGE DIA.	BORE +.001 -.000	HUB DIA.
TP7L4U4-26	26	.642	.662	.83	.250	11/16
TP7L4U4-28	28	.693	.713	.88		
TP7L4U4-30	30	.744	.764	.93		
TP7L4U4-32	32	.795	.815	.98		
TP7L4U4-36	36	.897	.917	1.09		
TP7L4U4-40	40	.999	1.019	1.19		
TP7L4U4-42	42	1.050	1.070	1.24		
TP7L4U4-44	44	1.100	1.120	1.29		
TP7L4U4-48	48	1.202	1.222	1.39		
TP7L4U4-50	50	1.253	1.273	1.44		
TP7L4U4-60	60	1.508	1.528	1.70		

CIRCULAR PITCH	STYLE	BELT WIDTH	BORE	MATERIALS	BERG'S ® NAME	BELT
.080 (MXL)	**Single Flange Pin Hub**	**1/8" to 1/4"**	**5/16"**	Polycarbonate Lexan® with Fiberglass Reinforcement 94 V-O UL Rated	**Max-M-Drive®**	Operates with Max-M-Drive® TB7 series.

STOCK NO.	NO. OF GROOVES	OUTSIDE DIA.	PITCH DIA.	FLANGE DIA.	BORE +.001 -.000	HUB DIA.
TP7L5U4-65	65	1.635	1.655	1.82	.313	11/16
TP7L5U4-72	72	1.813	1.833	2.00		
TP7L5U4-80	80	2.017	2.037	2.21		
TP7L5U4-90	90	2.272	2.292	2.46		
TP7L5U4-100	100	2.526	2.546	2.71		
TP7L5U4-110	110	2.781	2.801	2.97		
TP7L5U4-120	120	3.036	3.056	3.22		
TP7L5U4-130	130	3.290	3.310	3.48		

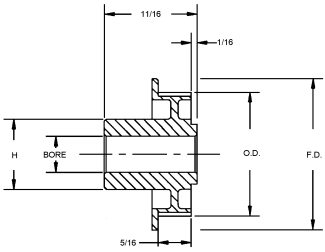

All flanges 1/16" thick.

One or two set screws are optional.

Lexan® Material Specs:
Tensile Strength (PSI) 16,000
Compressive Strength (PSI) 16,000
Flexural Strength (PSI) 19,000
Impact (ft.-lbs./in. notch) 2.0
Water Absorption (24 hrs.)
Equilibrium 73% 0.29%

Examples of specials:
a. Bores: D shaped, key slots, square or spline.
b. Face widths other than standard.
c. Hubless or hub diameters other than standard.
d. Aluminum, brass or stainless steel inserts thru bore with pulley overmolded.
e. Non-standard bores including metric bores are available upon request.

TIMING PULLEYS

CIRCULAR PITCH	STYLE	BELT WIDTH	BORE	MATERIALS	BERG'S ® NAME	BELT
.080 (MXL)	**Double Flange Pin Hub**	**1/8" to 1/4"**	**3/32"**	Polycarbonate Lexan® with Fiberglass Reinforcement 94 V-O UL Rated	**Max-M-Drive®**	Operates with Max-M-Drive® TB7 series.

STOCK NO.	NO. OF GROOVES	OUTSIDE DIA.	PITCH DIA.	FLANGE DIA.	BORE +.001 -.000	HUB DIA.
TP7LDW4-10	10	.235	.255	.42	.094	7/16
TP7LDW4-11	11	.260	.280	.45		
TP7LDW4-12	12	.286	.306	.47		

CIRCULAR PITCH	STYLE	BELT WIDTH	BORE	MATERIALS	BERG'S ® NAME	BELT
.080 (MXL)	**Double Flange Pin Hub**	**1/8" to 1/4"**	**1/8"**	Polycarbonate Lexan® with Fiberglass Reinforcement 94 V-O UL Rated	**Max-M-Drive®**	Operates with Max-M-Drive® TB7 series.

STOCK NO.	NO. OF GROOVES	OUTSIDE DIA.	PITCH DIA.	FLANGE DIA.	BORE +.001 -.000	HUB DIA.
TP7L2W4-14	14	.337	.357	.53	.125	7/16
TP7L2W4-15	15	.362	.382	.55		
TP7L2W4-16	16	.387	.407	.58		

CIRCULAR PITCH	STYLE	BELT WIDTH	BORE	MATERIALS	BERG'S ® NAME	BELT
.080 (MXL)	**Double Flange Pin Hub**	**1/8" to 1/4"**	**3/16"**	Polycarbonate Lexan® with Fiberglass Reinforcement 94 V-O UL Rated	**Max-M-Drive®**	Operates with Max-M-Drive® TB7 series.

STOCK NO.	NO. OF GROOVES	OUTSIDE DIA.	PITCH DIA.	FLANGE DIA.	BORE +.001 -.000	HUB DIA.
TP7L3W4-18	18	.438	.458	.63	.188	1/2
TP7L3W4-20	20	.489	.590	.68		
TP7L3W4-21	21	.515	.535	.70		
TP7L3W4-22	22	.540	.560	.73		
TP7L3W4-24	24	.591	.611	.78		

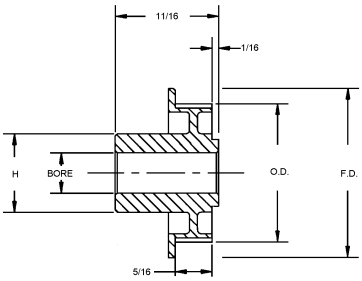

All flanges 1/16" thick.

One or two set screws are optional.

Lexan® Material Specs:
Tensile Strength (PSI) 16,000
Compressive Strength (PSI) 16,000
Flexural Strength (PSI) 19,000
Impact (ft.-lbs./in. notch) 2.0
Water Absorption (24 hrs.)
Equilibrium 73% 0.29%

Examples of specials:
a. Bores: D shaped, key slots, square or spline.
b. Face widths other than standard.
c. Hubless or hub diameters other than standard.
d. Aluminum, brass or stainless steel inserts thru bore with pulley overmolded.
e. Non-standard bores including metric bores are available upon request.

TIMING PULLEYS

CIRCULAR PITCH	STYLE	BELT WIDTH	BORE	MATERIALS	BERG'S ® NAME	BELT
.080 (MXL)	**Double Flange Pin Hub**	**1/8" to 1/4"**	**1/4"**	Polycarbonate Lexan® with Fiberglass Reinforcement 94 V-O UL Rated	**Max-M-Drive®**	Operates with Max-M-Drive® TB7 series.

STOCK NO.	NO. OF GROOVES	OUTSIDE DIA.	PITCH DIA.	FLANGE DIA.	BORE +.001 -.000	HUB DIA.
TP7L4W4-26	26	.642	.662	.83		
TP7L4W4-28	28	.693	.713	.88		
TP7L4W4-30	30	.744	.764	.93		
TP7L4W4-32	32	.795	.815	.98		
TP7L4W4-36	36	.897	.917	1.09	.250	11/16
TP7L4W4-40	40	.999	1.019	1.19		
TP7L4W4-42	42	1.050	1.070	1.24		
TP7L4W4-44	44	1.100	1.120	1.29		
TP7L4W4-48	48	1.202	1.222	1.39		
TP7L4W4-50	50	1.253	1.273	1.44		
TP7L4W4-60	60	1.508	1.528	1.70		

CIRCULAR PITCH	STYLE	BELT WIDTH	BORE	MATERIALS	BERG'S ® NAME	BELT
.080 (MXL)	**Double Flange Pin Hub**	**1/8" to 1/4"**	**5/16"**	Polycarbonate Lexan® with Fiberglass Reinforcement 94 V-O UL Rated	**Max-M-Drive®**	Operates with Max-M-Drive® TB7 series.

STOCK NO.	NO. OF GROOVES	OUTSIDE DIA.	PITCH DIA.	FLANGE DIA.	BORE +.001 -.000	HUB DIA.
TP7L5W4-65	65	1.635	1.655	1.82		
TP7L5W4-72	72	1.813	1.833	2.00		
TP7L5W4-80	80	2.017	2.037	2.21		
TP7L5W4-90	90	2.272	2.292	2.46	.313	11/16
TP7L5W4-100	100	2.526	2.546	2.71		
TP7L5W4-110	110	2.781	2.801	2.97		
TP7L5W4-120	120	3.036	3.056	3.22		
TP7L5W4-130	130	3.290	3.310	3.48		

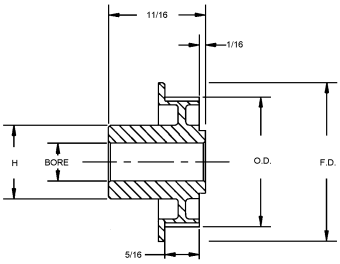

All flanges 1/16" thick.

One or two set screws are optional.

Lexan® Material Specs:
Tensile Strength (PSI) 16,000
Compressive Strength (PSI) 16,000
Flexural Strength (PSI) 19,000
Impact (ft.-lbs./in. notch) 2.0
Water Absorption (24 hrs.)
Equilibrium 73% 0.29%

Examples of specials:
a. Bores: D shaped, key slots, square or spline.
b. Face widths other than standard.
c. Hubless or hub diameters other than standard.
d. Aluminum, brass or stainless steel inserts thru bore with pulley overmolded.
e. Non-standard bores including metric bores are available upon request.

TIMING PULLEYS

CIRCULAR PITCH	STYLE	BELT WIDTH	BORE	MATERIALS	BERG'S ® NAME	BELT
.080 (MXL)	**Double Flange Pin Hub**	**1/8"**	**1/8"**	Aluminum Alloy Anodized	**Max-M-Drive®**	Operates with Max-M-Drive® TB7 series.

STOCK NO.	NO. OF GROOVES	PITCH DIA.	OUTSIDE DIA.	F.D ±.016	A ±.016	H ±.010	B +.001/-.000
TP7A2W2-10	10	.255	.235	.425	.436	.425	.125
TP7A2W2-11	11	.280	.260	.450		.450	
TP7A2W2-12	12	.306	.286	.480		.480	
TP7A2W2-14	14	.357	.337	.530		.530	

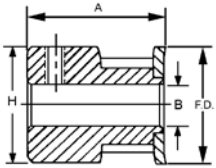

Other numbers of grooves, bores or hub styles available on request.

CIRCULAR PITCH	STYLE	BELT WIDTH	BORE	MATERIALS	BERG'S ® NAME	BELT
.080 (MXL)	**Double Flange Pin Hub**	**1/8"**	**3/16"**	Aluminum Alloy Anodized	**Max-M-Drive®**	Operates with Max-M-Drive® TB7 series.

STOCK NO.	NO. OF GROOVES	PITCH DIA.	OUTSIDE DIA.	F.D ±.016	A ±.016	H ±.010	B +.001/-.000
TP7A3W2-15	15	.382	.362	.555	.436	.555	.188
TP7A3W2-16	16	.407	.387	.580		.580	

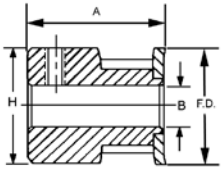

Other numbers of grooves, bores or hub styles available on request.

TIMING PULLEYS

CIRCULAR PITCH	STYLE	BELT WIDTH	BORE	MATERIALS	BERG'S ® NAME	BELT
.080 (MXL)	**Double Flange Pin Hub**	**1/8"**	**3/16"**	Aluminum Alloy Anodized	**Max-M-Drive®**	Operates with Max-M-Drive® TB7 series.

STOCK NO.	NO. OF GROOVES	PITCH DIA.	OUTSIDE DIA.	F.D ±.016	A ±.016	H ±.010	B +.001/-.000
TP7A3W2-18	18	.458	.438	.635	.484	.312	.188
TP7A3W2-20	20	.509	.489	.685		.364	
TP7A3W2-21	21	.535	.515	.710		.390	
TP7A3W2-22	22	.560	.540	.740		.390	

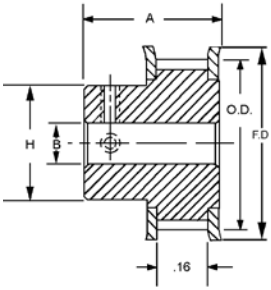

Other numbers of grooves, bores or hub styles available on request.

CIRCULAR PITCH	STYLE	BELT WIDTH	BORE	MATERIALS	BERG'S ® NAME	BELT
.080 (MXL)	**Double Flange Pin Hub**	**1/8"**	**1/4"**	Aluminum Alloy Anodized	**Max-M-Drive®**	Operates with Max-M-Drive® TB7 series.

STOCK NO.	NO. OF GROOVES	PITCH DIA.	OUTSIDE DIA.	F.D ±.016	A ±.016	H ±.010	B +.001/-.000
TP7A4W2-24	24	.611	.591	.790	.515	.442	.250
TP7A4W2-28	28	.713	.693	.895		.494	
TP7A4W2-30	30	.764	.744	.945		.546	
TP7A4W2-32	32	.815	.795	1.000		.598	
TP7A4W2-36	36	.917	.897	1.105		.676	
TP7A4W2-40	40	1.019	.999	1.210	.531	.754	
TP7A4W2-42	42	1.070	1.050	1.260		.806	
TP7A4W2-44	44	1.120	1.100	1.315		.858	
TP7A4W2-48	48	1.122	1.202	1.420		.936	
TP7A4W2-60	60	1.528	1.508	1.730		1.222	

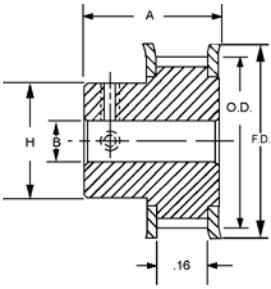

Other numbers of grooves, bores or hub styles available on request.

TIMING PULLEYS

CIRCULAR PITCH	STYLE	BELT WIDTH	BORE	MATERIALS	BERG'S ® NAME	BELT
.080 (MXL)	**Double Flange Pin Hub**	**1/4"**	**1/8"**	Aluminum Alloy Anodized	**Max-M-Drive®**	Operates with Max-M-Drive® TB7 series.

STOCK NO.	NO. OF GROOVES	PITCH DIA.	OUTSIDE DIA.	F.D ±.016	A ±.016	H ±.010	B +.001/-.000
TP7A2W4-10	10	.255	.235	.425	.565	.425	.125
TP7A2W4-11	11	.280	.260	.450		.450	
TP7A2W4-12	12	.306	.286	.480		.480	
TP7A2W4-14	14	.357	.337	.530		.530	

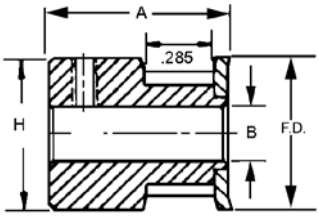

Other numbers of grooves, bores or hub styles available on request.

CIRCULAR PITCH	STYLE	BELT WIDTH	BORE	MATERIALS	BERG'S ® NAME	BELT
.080 (MXL)	**Double Flange Pin Hub**	**1/4"**	**3/16"**	Aluminum Alloy Anodized	**Max-M-Drive®**	Operates with Max-M-Drive® TB7 series.

STOCK NO.	NO. OF GROOVES	PITCH DIA.	OUTSIDE DIA.	F.D ±.016	A ±.016	H ±.010	B +.001/-.000
TP7A3W4-15	15	.382	.362	.555	.565	.555	.188
TP7A3W4-16	16	.407	.387	.580		.580	

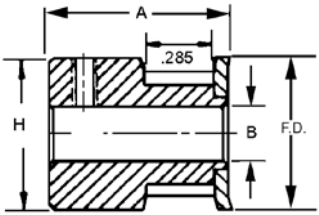

Other numbers of grooves, bores or hub styles available on request.

TIMING PULLEYS

CIRCULAR PITCH	STYLE	BELT WIDTH	BORE	MATERIALS	BERG'S ® NAME	BELT
.080 (MXL)	**Double Flange Pin Hub**	**1/4"**	**3/16"**	Aluminum Alloy Anodized	**Max-M-Drive®**	Operates with Max-M-Drive® TB7 series.

STOCK NO.	NO. OF GROOVES	PITCH DIA.	OUTSIDE DIA.	F.D ±.016	A ±.016	H ±.010	B +.001/-.000
TP7A3W4-18	18	.458	.438	.635	.625	.312	.188
TP7A3W4-20	20	.509	.489	.685		.364	
TP7A3W4-21	21	.535	.515	.710		.390	
TP7A3W4-22	22	.560	.540	.740		.390	

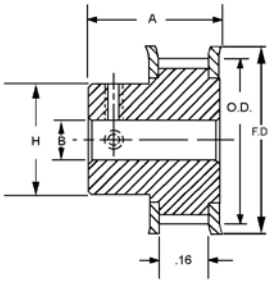

Other numbers of grooves, bores or hub styles available on request.

CIRCULAR PITCH	STYLE	BELT WIDTH	BORE	MATERIALS	BERG'S ® NAME	BELT
.080 (MXL)	**Double Flange Pin Hub**	**1/4"**	**1/4"**	Aluminum Alloy Anodized	**Max-M-Drive®**	Operates with Max-M-Drive® TB7 series.

STOCK NO.	NO. OF GROOVES	PITCH DIA.	OUTSIDE DIA.	F.D ±.016	A ±.016	H ±.010	B +.001/-.000
TP7A4W4-24	24	.611	.591	.790	.687	.442	.250
TP7A4W4-28	28	.713	.693	.895		.494	
TP7A4W4-30	30	.764	.744	.945		.546	
TP7A4W4-32	32	.815	.795	1.000		.598	
TP7A4W4-36	36	.917	.897	1.105		.676	
TP7A4W4-40	40	1.019	.999	1.210	.718	.754	
TP7A4W4-42	42	1.070	1.050	1.260		.806	
TP7A4W4-44	44	1.120	1.100	1.315		.858	
TP7A4W4-48	48	1.222	1.202	1.420		.936	
TP7A4W4-50	50	1.273	1.253	1.470		.968	

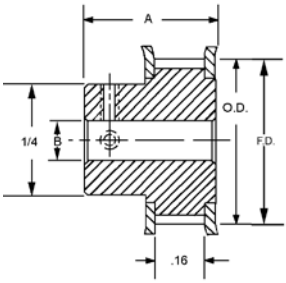

Other numbers of grooves, bores or hub styles available on request.

TIMING PULLEYS

CIRCULAR PITCH	STYLE	BELT WIDTH	BORE	MATERIALS	BERG'S ® NAME	BELT
.080 (MXL)	**No Flange Pin Hub**	**1/4"**	**1/4"**	Aluminum Alloy Anodized	**Max-M-Drive®**	Operates with Max-M-Drive® TB7 series.

STOCK NO.	NO. OF GROOVES	PITCH DIA.	OUTSIDE DIA.	A ±.016	H ±.010	B +.001/-.000
TP7A4H4-60	60	1.528	1.508	.750	1.148	.250
TP7A4H4-72	72	1.833	1.813		1.195	

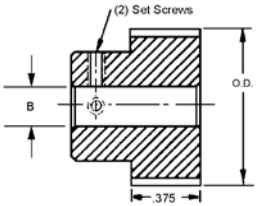

Other numbers of grooves, bores or hub styles available on request.

CIRCULAR PITCH	STYLE	BELT WIDTH	BORE	MATERIALS	BERG'S ® NAME	BELT
.080 (MXL)	**No Flange Pin Hub**	**1/4"**	**5/16"**	Aluminum Alloy Anodized	**Max-M-Drive®**	Operates with Max-M-Drive® TB7 series.

STOCK NO.	NO. OF GROOVES	PITCH DIA.	OUTSIDE DIA.	A ±.016	H ±.010	B +.001/-.000
TP7A5H4-80	80	2.037	2.017	.750	1.500	.313
TP7A5H4-90	90	2.292	2.272			
TP7A5H4-100	100	2.546	2.526			

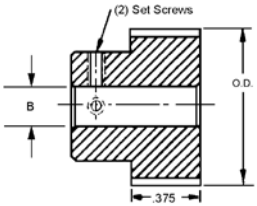

Other numbers of grooves, bores or hub styles available on request.

CIRCULAR PITCH	STYLE	BELT WIDTH	BORE	MATERIALS	BERG'S ® NAME	BELT
.080 (MXL)	**No Flange Pin Hub**	**1/4"**	**3/8"**	Aluminum Alloy Anodized	**Max-M-Drive®**	Operates with Max-M-Drive® TB7 series.

STOCK NO.	NO. OF GROOVES	PITCH DIA.	OUTSIDE DIA.	A ±.016	H ±.010	B +.001/-.000
TP7A6H4-120	120	3.056	3.036	.750	1.500	.375

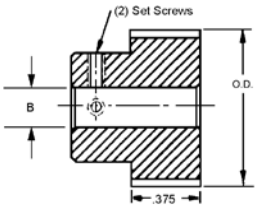

Other numbers of grooves, bores or hub styles available on request.

TIMING PULLEYS

CIRCULAR PITCH	STYLE	BELT WIDTH	BORE	MATERIALS	BERG'S ® NAME	BELT
.0816 (XXL)	**Single Flange Pin Hub**	**1/4"**	**3/32"**	Acetal	**Max-M-Drive®**	Operates with Max-M-Drive® TB40 series.

STOCK NO.	NO. OF GROOVES	O.D.	P.D.	F.D.	B +.001/-.002	H
TP8EDU4-10	10	.246	.260	.43	.094	7/16
TP8EDU4-11	11	.272	.286	.46		
TP8EDU4-12	12	.298	.312	.49		

No set screws. One or two set screws are optional at an additional charge.

Other numbers of grooves, bores or hub styles available on request.

CIRCULAR PITCH	STYLE	BELT WIDTH	BORE	MATERIALS	BERG'S ® NAME	BELT
.0816 (XXL)	**Single Flange Pin Hub**	**1/4"**	**1/8"**	Acetal	**Max-M-Drive®**	Operates with Max-M-Drive® TB40 series.

STOCK NO.	NO. OF GROOVES	O.D.	P.D.	F.D.	B +.001/-.002	H
TP8E2U4-14	14	.350	.364	.54	.125	7/16
TP8E2U4-15	15	.376	.390	.57		7/16

No set screws. One or two set screws are optional at an additional charge.

Other numbers of grooves, bores or hub styles available on request.

CIRCULAR PITCH	STYLE	BELT WIDTH	BORE	MATERIALS	BERG'S ® NAME	BELT
.0816 (XXL)	**Single Flange Pin Hub**	**1/4"**	**3/16"**	Acetal	**Max-M-Drive®**	Operates with Max-M-Drive® TB40 series.

STOCK NO.	NO. OF GROOVES	O.D.	P.D.	F.D.	B +.001/-.002	H
TP8E3U4-18	18	.454	.468	.65	.188	1/2
TP8E3U4-19	19	.480	.494	.68		
TP8E3U4-20	20	.506	.520	.70		
TP8E3U4-21	21	.531	.546	.74		
TP8E3U4-24	24	.610	.624	.80		

No set screws. One or two set screws are optional at an additional charge.

Other numbers of grooves, bores or hub styles available on request.

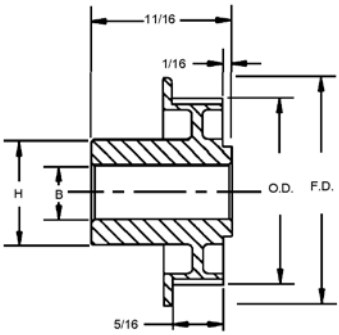

TIMING PULLEYS

CIRCULAR PITCH	STYLE	BELT WIDTH	BORE	MATERIALS	BERG'S ® NAME	BELT
.0816 (XXL)	**Single Flange Pin Hub**	**1/4"**	**1/4"**	Acetal	**Max-M-Drive®**	Operates with Max-M-Drive® TB40 series.

STOCK NO.	NO. OF GROOVES	O.D.	P.D.	F.D.	B +.001/-.002	H
TP8E4U4-25	25	.636	.650	.84	.250	1/2
TP8E4U4-28	28	.714	.728	.91		
TP8E4U4-30	30	.766	.780	.96		
TP8E4U4-32	32	.818	.832	1.01		
TP8E4U4-34	34	.870	.884	1.06	.250	11/16
TP8E4U4-36	36	.922	.936	1.11		
TP8E4U4-38	38	.974	.988	1.16		
TP8E4U4-40	40	1.026	1.040	1.22		
TP8E4U4-42	42	1.078	1.092	1.27		
TP8E4U4-44	44	1.130	1.144	1.32		
TP8E4U4-46	46	1.182	1.196	1.37		
TP8E4U4-48	48	1.234	1.248	1.43		
TP8E4U4-50	50	1.286	1.300	1.48		
TP8E4U4-51	51	1.312	1.326	1.50		
TP8E4U4-54	54	1.390	1.404	1.58		
TP8E4U4-60	60	1.546	1.560	1.73		
TP8E4U4-70	70	1.806	1.820	2.00		

No set screws. One or two set screws are optional at an additional charge.

Other numbers of grooves, bores or hub styles available on request.

CIRCULAR PITCH	STYLE	BELT WIDTH	BORE	MATERIALS	BERG'S ® NAME	BELT
.0816 (XXL)	**Single Flange Pin Hub**	**1/4"**	**5/16"**	Acetal	**Max-M-Drive®**	Operates with Max-M-Drive® TB40 series.

STOCK NO.	NO. OF GROOVES	O.D.	P.D.	F.D.	B +.001/-.002	H
TP8E5U4-72	72	1.858	1.872	2.04	.313	11/16
TP8E5U4-75	75	1.936	1.950	2.13		
TP8E5U4-80	80	1.066	2.080	2.26		
TP8E5U4-84	84	2.170	2.184	2.36		
TP8E5U4-90	90	2.326	2.340	2.52		
TP8E5U4-96	96	2.482	2.496	2.67		
TP8E5U4-97	97	2.508	2.522	2.71		
TP8E5U4-98	98	2.534	2.548	2.72		
TP8E5U4-99	99	2.560	2.574	2.77		
TP8E5U4-100	100	2.586	2.600	2.78		
TP8E5U4-102	102	2.638	2.652	2.83		
TP8E5U4-110	110	2.846	2.846	3.04		
TP8E5U4-120	120	3.106	3.106	3.37		

No set screws. One or two set screws are optional at an additional charge.

Other numbers of grooves, bores or hub styles available on request.

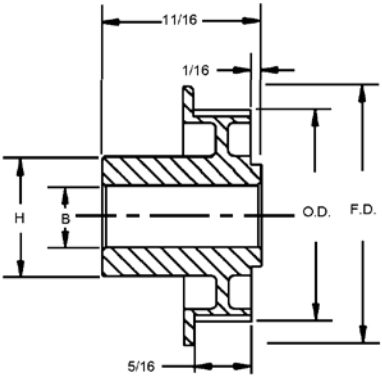

TIMING PULLEYS

CIRCULAR PITCH	STYLE	BELT WIDTH	BORE	MATERIALS	BERG'S ® NAME	BELT
.0816 (XXL)	**Double Flange Pin Hub**	**1/4"**	**3/32"**	Acetal	**Max-M-Drive®**	Operates with Max-M-Drive® TB40 series.

STOCK NO.	NO. OF GROOVES	O.D.	P.D.	F.D.	B +.001/-.002	H
TP8EDW4-10	10	.246	.260	.43	.094	7/16
TP8EDW4-11	11	.272	.286	.46		
TP8EDW4-12	12	.298	.312	.49		

No set screws. One or two set screws are optional at an additional charge.

Other numbers of grooves, bores or hub styles available on request.

CIRCULAR PITCH	STYLE	BELT WIDTH	BORE	MATERIALS	BERG'S ® NAME	BELT
.0816 (XXL)	**Double Flange Pin Hub**	**1/4"**	**1/8"**	Acetal	**Max-M-Drive®**	Operates with Max-M-Drive® TB40 series.

STOCK NO.	NO. OF GROOVES	O.D.	P.D.	F.D.	B +.001/-.002	H
TP8E2W4-14	14	.350	.364	.54	.125	7/16
TP8E2W4-15	15	.376	.390	.57		

No set screws. One or two set screws are optional at an additional charge.

Other numbers of grooves, bores or hub styles available on request.

CIRCULAR PITCH	STYLE	BELT WIDTH	BORE	MATERIALS	BERG'S ® NAME	BELT
.0816 (XXL)	**Double Flange Pin Hub**	**1/4"**	**3/16"**	Acetal	**Max-M-Drive®**	Operates with Max-M-Drive® TB40 series.

STOCK NO.	NO. OF GROOVES	O.D.	P.D.	F.D.	B +.001/-.002	H
TP8E3W4-18	18	.454	.468	.65	.188	1/2
TP8E3W4-19	19	.480	.494	.68		
TP8E3W4-20	20	.506	.520	.70		
TP8E3W4-21	21	.531	.546	.74		
TP8E3W4-24	24	.610	.624	.80		

No set screws. One or two set screws are optional at an additional charge.

Other numbers of grooves, bores or hub styles available on request.

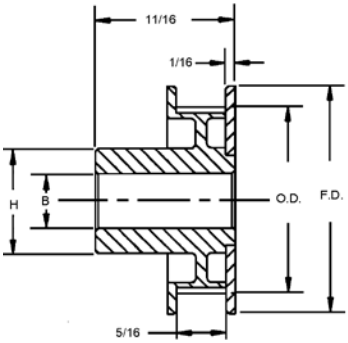

TIMING PULLEYS

CIRCULAR PITCH	STYLE	BELT WIDTH	BORE	MATERIALS	BERG'S ® NAME	BELT
.0816 (XXL)	**Double Flange Pin Hub**	**1/4"**	**1/4"**	Acetal	**Max-M-Drive®**	Operates with Max-M-Drive® TB40 series.

STOCK NO.	NO. OF GROOVES	O.D.	P.D.	F.D.	B +.001/-.002	H
TP8E4W4-25	25	.636	.650	.84	.250	1/2
TP8E4W4-28	28	.714	.728	.91		
TP8E4W4-30	30	.766	.780	.96		
TP8E4W4-32	32	.818	.832	1.01		
TP8E4W4-34	34	.870	.884	1.06		11/16
TP8E4W4-36	36	.922	.936	1.11		
TP8E4W4-38	38	.974	.988	1.16		
TP8E4W4-40	40	1.026	1.040	1.22		
TP8E4W4-42	42	1.078	1.092	1.27		
TP8E4W4-44	44	1.130	1.144	1.32		
TP8E4W4-46	46	1.182	1.196	1.37		
TP8E4W4-48	48	1.234	1.248	1.43		
TP8E4W4-50	50	1.286	1.300	1.48		
TP8E4W4-51	51	1.312	1.326	1.50		
TP8E4W4-54	54	1.390	1.404	1.58		
TP8E4W4-60	60	1.546	1.560	1.73		
TP8E4W4-70	70	1.806	1.820	2.00		

No set screws. One or two set screws are optional at an additional charge.

Other numbers of grooves, bores or hub styles available on request.

CIRCULAR PITCH	STYLE	BELT WIDTH	BORE	MATERIALS	BERG'S ® NAME	BELT
.0816 (XXL)	**Double Flange Pin Hub**	**1/4"**	**5/16"**	Acetal	**Max-M-Drive®**	Operates with Max-M-Drive® TB40 series.

STOCK NO.	NO. OF GROOVES	O.D.	P.D.	F.D.	B +.001/-.002	H
TP8E5W4-72	72	1.858	1.872	2.04	.313	11/16
TP8E5W4-75	75	1.936	1.950	2.13		
TP8E5W4-80	80	1.066	2.080	2.26		
TP8E5W4-84	84	2.170	2.184	2.36		
TP8E5W4-90	90	2.326	2.340	2.52		
TP8E5W4-96	96	2.482	2.496	2.67		
TP8E5W4-97	97	2.508	2.522	2.71		
TP8E5W4-98	98	2.534	2.548	2.72		
TP8E5W4-99	99	2.560	2.574	2.77		
TP8E5W4-100	100	2.586	2.600	2.78		
TP8E5W4-102	102	2.638	2.652	2.83		
TP8E5W4-110	110	2.846	2.846	3.04		
TP8E5W4-120	120	3.106	3.106	3.37		

No set screws. One or two set screws are optional at an additional charge.

Other numbers of grooves, bores or hub styles available on request.

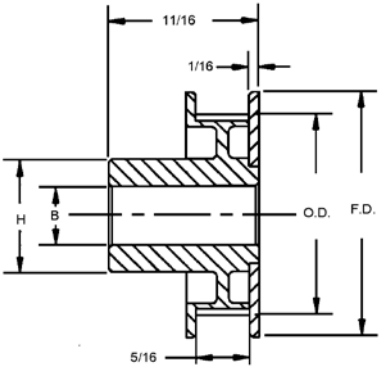

TIMING BELTS

CIRCULAR PITCH	BELT WIDTH	MATERIALS	BERG'S ® NAME	PULLEY
.0816 (XXL)	**1/8"**	Polyurethane Elastomer with a Polyester Cord Construction Urethane (Black or Orange)	**Max-M-Drive®**	Operates with TP8 Series

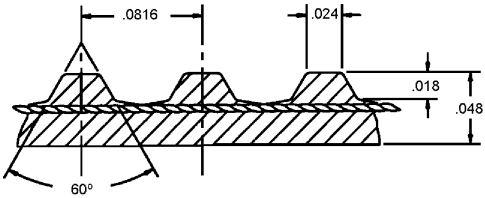

STOCK NO.	LENGTH (Ref.)	STOCK NO.	LENGTH (Ref.)	STOCK NO.	LENGTH (Ref.)
TB40UP2-24	1.958	TB40UP2-116	9.466	TB40UP2-214	17.462
TB40UP2-30	2.448	TB40UP2-118	9.629	TB40UP2-215	17.544
TB40UP2-33	2.693	TB40UP2-119	9.710	TB40UP2-220	17.952
TB40UP2-35	2.856	TB40UP2-120	9.792	TB40UP2-225	18.360
TB40UP2-40	3.264	TB40UP2-122	9.955	TB40UP2-230	18.768
TB40UP2-44	3.590	TB40UP2-123	10.037	TB40UP2-235	19.176
TB40UP2-45	3.672	TB40UP2-125	10.200	TB40UP2-240	19.584
TB40UP2-48	3.917	TB40UP2-130	10.608	TB40UP2-245	19.992
TB40UP2-50	4.080	TB40UP2-131	10.690	TB40UP2-250	20.400
TB40UP2-51	4.162	TB40UP2-132	10.771	TB40UP2-252	20.563
TB40UP2-52	4.243	TB40UP2-135	11.016	TB40UP2-255	20.808
TB40UP2-53	4.325	TB40UP2-139	11.342	TB40UP2-257	20.971
TB40UP2-55	4.488	TB40UP2-140	11.424	TB40UP2-258	21.053
TB40UP2-56	4.570	TB40UP2-143	11.669	TB40UP2-260	21.216
TB40UP2-57	4.651	TB40UP2-144	11.750	TB40UP2-264	21.542
TB40UP2-58	4.733	TB40UP2-145	11.832	TB40UP2-265	21.624
TB40UP2-60	4.896	TB40UP2-149	12.158	TB40UP2-270	22.032
TB40UP2-61	4.976	TB40UP2-150	12.240	TB40UP2-275	22.440
TB40UP2-64	5.222	TB40UP2-151	12.322	TB40UP2-280	22.848
TB40UP2-65	5.304	TB40UP2-152	12.403	TB40UP2-281	22.929
TB40UP2-69	5.630	TB40UP2-153	12.485	TB40UP2-285	23.256
TB40UP2-70	5.712	TB40UP2-154	12.666	TB40UP2-290	23.664
TB40UP2-72	5.875	TB40UP2-155	12.689	TB40UP2-295	24.072
TB40UP2-73	5.957	TB40UP2-159	12.974	TB40UP2-300	24.480
TB40UP2-75	6.120	TB40UP2-160	13.056	TB40UP2-310	25.296
TB40UP2-76	6.202	TB40UP2-162	13.219	TB40UP2-320	26.112
TB40UP2-80	6.528	TB40UP2-163	13.301	TB40UP2-324	26.438
TB40UP2-81	6.610	TB40UP2-165	13.464	TB40UP2-330	26.928
TB40UP2-85	6.936	TB40UP2-170	13.872	TB40UP2-340	27.744
TB40UP2-89	7.262	TB40UP2-175	14.280	TB40UP2-350	28.560
TB40UP2-90	7.344	TB40UP2-178	14.524	TB40UP2-360	29.376
TB40UP2-94	7.670	TB40UP2-180	14.688	TB40UP2-369	30.110
TB40UP2-95	7.752	TB40UP2-185	15.096	TB40UP2-370	30.192
TB40UP2-96	7.834	TB40UP2-190	15.504	TB40UP2-380	31.008
TB40UP2-97	7.915	TB40UP2-192	15.667	TB40UP2-390	31.824
TB40UP2-98	7.997	TB40UP2-193	15.749	TB40UP2-392	31.987
TB40UP2-100	8.160	TB40UP2-195	15.912	TB40UP2-400	32.640
TB40UP2-102	8.323	TB40UP2-200	16.320	TB40UP2-423	34.517
TB40UP2-105	8.566	TB40UP2-205	16.769	TB40UP2-436	35.578
TB40UP2-110	8.976	TB40UP2-208	16.973	TB40UP2-472	38.515
TB40UP2-115	9.384	TB40UP2-210	17.136		

Breaking Strength:
50 lbs. in endless form.

Temperature Range:
-40°F to +150°F

TIMING BELTS

CIRCULAR PITCH	BELT WIDTH	MATERIALS	BERG'S ® NAME	PULLEY
.0816 (XXL)	**1/4"**	Polyurethane Elastomer with a Polyester Cord Construction Urethane (Black or Orange)	**Max-M-Drive®**	Operates with TP8 Series

A

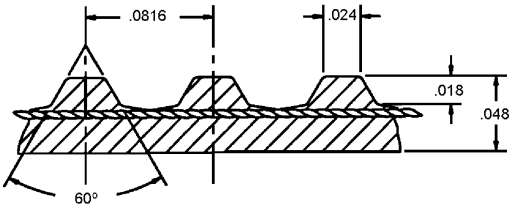

STOCK NO.	LENGTH (Ref.)	STOCK NO.	LENGTH (Ref.)	STOCK NO.	LENGTH (Ref.)
TB40UP4-24	1.958	TB40UP4-116	9.466	TB40UP4-214	17.462
TB40UP4-30	2.448	TB40UP4-118	9.629	TB40UP4-215	17.544
TB40UP4-33	2.693	TB40UP4-119	9.710	TB40UP4-220	17.952
TB40UP4-35	2.856	TB40UP4-120	9.792	TB40UP4-225	18.360
TB40UP4-40	3.264	TB40UP4-122	9.955	TB40UP4-230	18.768
TB40UP4-44	3.590	TB40UP4-123	10.037	TB40UP4-235	19.176
TB40UP4-45	3.672	TB40UP4-125	10.200	TB40UP4-240	19.584
TB40UP4-48	3.917	TB40UP4-130	10.608	TB40UP4-245	19.992
TB40UP4-50	4.080	TB40UP4-131	10.690	TB40UP4-250	20.400
TB40UP4-51	4.162	TB40UP4-132	10.771	TB40UP4-252	20.563
TB40UP4-52	4.243	TB40UP4-135	11.016	TB40UP4-255	20.808
TB40UP4-53	4.325	TB40UP4-139	11.342	TB40UP4-257	20.971
TB40UP4-55	4.488	TB40UP4-140	11.424	TB40UP4-258	21.053
TB40UP4-56	4.570	TB40UP4-143	11.669	TB40UP4-260	21.216
TB40UP4-57	4.651	TB40UP4-144	11.750	TB40UP4-264	21.542
TB40UP4-58	4.733	TB40UP4-145	11.832	TB40UP4-265	21.624
TB40UP4-60	4.896	TB40UP4-149	12.158	TB40UP4-270	22.032
TB40UP4-61	4.976	TB40UP4-150	12.240	TB40UP4-275	22.440
TB40UP4-64	5.222	TB40UP4-151	12.322	TB40UP4-280	22.848
TB40UP4-65	5.304	TB40UP4-152	12.403	TB40UP4-281	22.929
TB40UP4-69	5.630	TB40UP4-153	12.485	TB40UP4-285	23.256
TB40UP4-70	5.712	TB40UP4-154	12.666	TB40UP4-290	23.664
TB40UP4-72	5.875	TB40UP4-155	12.689	TB40UP4-295	24.072
TB40UP4-73	5.957	TB40UP4-159	12.974	TB40UP4-300	24.480
TB40UP4-75	6.120	TB40UP4-160	13.056	TB40UP4-310	25.296
TB40UP4-76	6.202	TB40UP4-162	13.219	TB40UP4-320	26.112
TB40UP4-80	6.528	TB40UP4-163	13.301	TB40UP4-324	26.438
TB40UP4-81	6.610	TB40UP4-165	13.464	TB40UP4-330	26.928
TB40UP4-85	6.936	TB40UP4-170	13.872	TB40UP4-340	27.744
TB40UP4-89	7.262	TB40UP4-175	14.280	TB40UP4-350	28.560
TB40UP4-90	7.344	TB40UP4-178	14.524	TB40UP4-360	29.376
TB40UP4-94	7.670	TB40UP4-180	14.688	TB40UP4-369	30.110
TB40UP4-95	7.752	TB40UP4-185	15.096	TB40UP4-370	30.192
TB40UP4-96	7.834	TB40UP4-190	15.504	TB40UP4-380	31.008
TB40UP4-97	7.915	TB40UP4-192	15.667	TB40UP4-390	31.824
TB40UP4-98	7.997	TB40UP4-193	15.749	TB40UP4-392	31.987
TB40UP4-100	8.160	TB40UP4-195	15.912	TB40UP4-400	32.640
TB40UP4-102	8.323	TB40UP4-200	16.320	TB40UP4-423	34.517
TB40UP4-105	8.566	TB40UP4-205	16.769	TB40UP4-436	35.578
TB40UP4-110	8.976	TB40UP4-208	16.973	TB40UP4-472	38.515
TB40UP4-115	9.384	TB40UP4-210	17.136		

Breaking Strength:
100 lbs. in endless form.

Temperature Range:
-40°F to +150°F

TIMING BELTS

CIRCULAR PITCH	BELT WIDTH	MATERIALS	BERG'S ® NAME	PULLEY
.200 (XL)	**1/4"**	Neoprene (Black) Fiberglass Reinforced or Urethane (Black or Orange)	**Max-M-Drive®**	Operates with TP20 Series

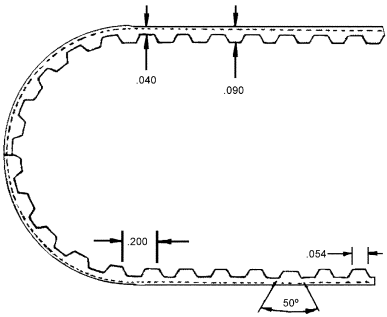



NEOPRENE	URETHANE		
STOCK NO.	STOCK NO.	NO. OF GROOVES	LENGTH (Ref.)
TB20EF4-25	TB20UP4-25	25	5.00
TB20EF4-30	TB20UP4-30	30	6.00
TB20EF4-35	TB20UP4-35	35	7.00
TB20EF4-40	TB20UP4-40	40	8.00
TB20EF4-45	TB20UP4-45	45	9.00
–	TB20UP4-47	47	9.40
–	TB20UP4-48	48	9.60
TB20EF4-50	TB20UP4-50	50	10.00
TB20EF4-55	TB20UP4-55	55	11.00
TB20EF4-60	TB20UP4-60	60	12.00
TB20EF4-65	TB20UP4-65	65	13.00
TB20EF4-70	TB20UP4-70	70	14.00
TB20EF4-75	TB20UP4-75	75	15.00
TB20EF4-80	TB20UP4-80	80	16.00
–	TB20UP4-83	83	16.60
TB20EF4-85	TB20UP4-85	85	17.00
TB20EF4-90	TB20UP4-90	90	18.00
TB20EF4-95	TB20UP4-95	95	19.00
TB20EF4-100	TB20UP4-100	100	20.00
–	TB20UP4-105	105	21.00
TB20EF4-110	TB20UP4-110	110	22.00
TB20EF4-115	TB20UP4-115	115	23.00
TB20EF4-120	TB20UP4-120	120	24.00
TB20EF4-125	TB20UP4-125	125	25.00
TB20EF4-130	TB20UP4-130	130	26.00
TB20EF4-135	TB20UP4-135	135	27.00
TB20EF4-140	TB20UP4-140	140	28.00
TB20EF4-145	TB20UP4-145	145	29.00
TB20EF4-150	TB20UP4-150	150	30.00
TB20EF4-155	–	155	31.00
TB20EF4-165	TB20UP4-165	165	33.00
–	TB20UP4-172	172	34.40
–	TB20UP4-175	175	35.00
–	TB20UP4-180	180	36.00
–	TB20UP4-230	230	46.00

- Large Ratios
- Allows use of small diameter pulleys
- High Speeds
- High Power Transmission
- Quiet Operation
- Wear resistant nylon facing
- Maximum Speed 10,000 RPM
- Minimum Pulley Diameter .64 (10 teeth)
- Temperature Range +185°F to -30°F

TIMING BELTS

CIRCULAR PITCH	BELT WIDTH	MATERIALS	BERG'S ® NAME	PULLEY
.200 (XL)	**3/8"**	Neoprene (Black) Fiberglass Reinforced or Urethane (Black or Orange)	**Max-M-Drive®**	Operates with TP20 Series

A

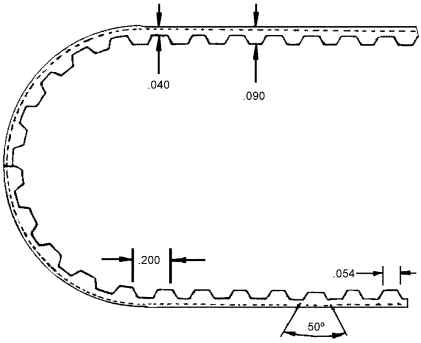



NEOPRENE	URETHANE		
STOCK NO.	STOCK NO.	NO. OF GROOVES	LENGTH (Ref.)
TB20EF6-25	TB20UP6-25	25	5.00
TB20EF6-30	TB20UP6-30	30	6.00
TB20EF6-35	TB20UP6-35	35	7.00
TB20EF6-40	TB20UP6-40	40	8.00
TB20EF6-45	TB20UP6-45	45	9.00
TB20EF6-47	TB20UP6-47	47	9.40
TB20EF6-48	TB20UP6-48	48	9.60
TB20EF6-50	TB20UP6-50	50	10.00
TB20EF6-55	TB20UP6-55	55	11.00
TB20EF6-60	TB20UP6-60	60	12.00
TB20EF6-65	TB20UP6-65	65	13.00
TB20EF6-70	TB20UP6-70	70	14.00
TB20EF6-75	TB20UP6-75	75	15.00
TB20EF6-80	TB20UP6-80	80	16.00
TB20EF6-83	TB20UP6-83	83	16.60
TB20EF6-85	TB20UP6-85	85	17.00
TB20EF6-90	TB20UP6-90	90	18.00
TB20EF6-95	TB20UP6-95	95	19.00
TB20EF6-100	TB20UP6-100	100	20.00
TB20EF6-105	TB20UP6-105	105	21.00
TB20EF6-110	TB20UP6-110	110	22.00
TB20EF6-115	TB20UP6-115	115	23.00
TB20EF6-120	TB20UP6-120	120	24.00
TB20EF6-125	TB20UP6-125	125	25.00
TB20EF6-130	TB20UP6-130	130	26.00
TB20EF6-135	TB20UP6-135	135	27.00
TB20EF6-140	TB20UP6-140	140	28.00
TB20EF6-145	TB20UP6-145	145	29.00
TB20EF6-150	TB20UP6-150	150	30.00
TB20EF6-165	TB20UP6-165	165	33.00
TB20EF6-172	TB20UP6-172	172	34.40
TB20EF6-175	TB20UP6-175	175	35.00
TB20EF6-180	TB20UP6-180	180	36.00
TB20EF6-230	TB20UP6-230	230	46.00

- Large Ratios
- Allows use of small diameter pulleys
- High Speeds
- High Power Transmission
- Quiet Operation
- Wear resistant nylon facing
- Maximum Speed 10,000 RPM
- Minimum Pulley Diameter .64 (10 teeth)
- Temperature Range +185°F to -30°F

TIMING PULLEYS

CIRCULAR PITCH	STYLE	BELT WIDTH	BORE	MATERIALS	BERG'S ® NAME	BELT
.200 (XL)	**Single Flange Pin Hub**	**1/4"**	**3/16"**	10% Glass filled Polycarbonate (Black) Hub = Aluminum	**Max-M-Drive®**	Operates with Max-M-Drive® TB20 series.

O.D. Tolerance: 10 - 28 Grooves: +.003/-.001

Other numbers of grooves, bores or hub styles available on request.

STOCK NO.	NO. OF GROOVES	P.D.	O.D.	HUB DIA.	F.D.	B +.001 -.000	SET SCREW
TP20P3U6-10	10	.637	.617	.69	.87	.1875	#6-32
TP20P3U6-11	11	.700	.680		.93		
TP20P3U6-12	12	.764	.744		.99		
TP20P3U6-13	13	.828	.808	.75	1.06		

CIRCULAR PITCH	STYLE	BELT WIDTH	BORE	MATERIALS	BERG'S ® NAME	BELT
.200 (XL)	**Single Flange Pin Hub**	**1/4"**	**1/4"**	10% Glass filled Polycarbonate (Black) Hub = Aluminum	**Max-M-Drive®**	Operates with Max-M-Drive® TB20 series.

O.D. Tolerance:
10 - 28 Grooves: +.003/-.001
29 - 58 Grooves: +.004/-.001

Other numbers of grooves, bores or hub styles available on request.

STOCK NO.	NO. OF GROOVES	P.D.	O.D.	HUB DIA.	F.D.	B +.001 -.000	SET SCREW
TP20P4U6-14	14	.891	.871	.75	1.12	.2500	#8-32
TP20P4U6-15	15	.955	.935		1.19		
TP20P4U6-16	16	1.019	.999		1.24		
TP20P4U6-17	17	1.082	1.062		1.31		
TP20P4U6-18	18	1.146	1.126		1.39		
TP20P4U6-19	19	1.210	1.190		1.44		
TP20P4U6-20	20	1.273	1.253	.88	1.51		
TP20P4U6-21	21	1.337	1.317		1.57		
TP20P4U6-22	22	1.401	1.381		1.63		
TP20P4U6-23	23	1.464	1.444		1.69		
TP20P4U6-24	24	1.528	1.508		1.76		
TP20P4U6-25	25	1.592	1.572		1.82		
TP20P4U6-26	26	1.655	1.635		1.89		
TP20P4U6-27	27	1.719	1.699		1.95		
TP20P4U6-28	28	1.783	1.763		2.02		
TP20P4U6-29	29	1.846	1.826		2.08		

CIRCULAR PITCH	STYLE	BELT WIDTH	BORE	MATERIALS	BERG'S ® NAME	BELT
.200 (XL)	**Single Flange Pin Hub**	**1/4"**	**5/16"**	10% Glass filled Polycarbonate (Black) Hub = Aluminum	**Max-M-Drive®**	Operates with Max-M-Drive® TB20 series.

O.D. Tolerance:
29 - 58 Grooves: +.004/-.001
60 - 72 Grooves: +.005/-.001

Other numbers of grooves, bores or hub styles available on request.

STOCK NO.	NO. OF GROOVES	P.D.	O.D.	HUB DIA.	F.D.	B +.001 -.000	SET SCREW
TP20P5U6-30	30	1.910	1.890	.88	2.14	.3125	#10-32
TP20P5U6-31	31	1.974	1.954	.88	2.20	.3125	#10-32
TP20P5U6-32	32	2.037	2.017		2.27		
TP20P5U6-34	34	2.165	2.145		2.40		
TP20P5U6-35	35	2.228	2.208		2.46		
TP20P5U6-36	36	2.292	2.272		2.53		
TP20P5U6-37	37	2.355	2.335		2.59		
TP20P5U6-39	39	2.482	2.462		2.71		
TP20P5U6-40	40	2.546	2.526		2.78		
TP20P5U6-42	42	2.674	2.654		2.92		
TP20P5U6-44	44	2.801	2.781		3.04		
TP20P5U6-48	48	3.056	3.036		3.29		

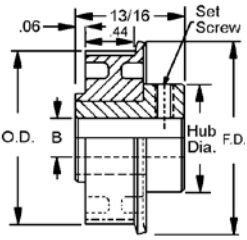

TIMING PULLEYS

CIRCULAR PITCH	STYLE	BELT WIDTH	BORE	MATERIALS	BERG'S ® NAME	BELT
.200 (XL)	**Double Flange Pin Hub**	**1/4" - 3/8"**	**3/16"**	10% Glass filled Polycarbonate (Black) Hub = Aluminum	**Max-M-Drive®**	Operates with Max-M-Drive® TB20 series.

O.D. Tolerance: 10 - 28 Grooves: +.003/-.001

Other numbers of grooves, bores or hub styles available on request.

STOCK NO.	NO. OF GROOVES	P.D.	O.D.	HUB DIA.	F.D.	B +.0010 -.0000	SET SCREW	LD
TP20P3W6-10	10	.637	.617	.69	.87	.1875	#6-32	13/16
TP20P3W6-11	11	.700	.680		.93			
TP20P3W6-12	12	.764	.744		.99			
TP20P3W6-13	13	.828	.808	.75	1.06			

CIRCULAR PITCH	STYLE	BELT WIDTH	BORE	MATERIALS	BERG'S ® NAME	BELT
.200 (XL)	**Double Flange Pin Hub**	**1/4" - 3/8"**	**1/4"**	10% Glass filled Polycarbonate (Black) Hub = Aluminum	**Max-M-Drive®**	Operates with Max-M-Drive® TB20 series.

O.D. Tolerance:
10 - 28 Grooves: +.003/-.001
29 - 58 Grooves: +.004/-.001

Other numbers of grooves, bores or hub styles available on request.

STOCK NO.	NO. OF GROOVES	P.D.	O.D.	HUB DIA.	F.D.	B +.0010 -.0000	SET SCREW	LD
TP20P4W6-14	14	.891	.871	.75	1.12	.2500	#8-32	13/16
TP20P4W6-15	15	.955	.935		1.19			
TP20P4W6-16	16	1.019	.999		1.24			
TP20P4W6-17	17	1.082	1.062		1.31			
TP20P4W6-18	18	1.146	1.126		1.39			
TP20P4W6-19	19	1.210	1.190		1.44			
TP20P4W6-20	20	1.273	1.253	.88	1.51			
TP20P4W6-21	21	1.337	1.317		1.57			
TP20P4W6-22	22	1.401	1.381		1.63			
TP20P4W6-23	23	1.464	1.444		1.69			
TP20P4W6-24	24	1.528	1.508		1.76			
TP20P4W6-25	25	1.592	1.572		1.82			
TP20P4W6-26	26	1.655	1.635		1.89			
TP20P4W6-27	27	1.719	1.699		1.95			
TP20P4W6-28	28	1.783	1.763		2.02			
TP20P4W6-29	29	1.846	1.826		2.08			

CIRCULAR PITCH	STYLE	BELT WIDTH	BORE	MATERIALS	BERG'S ® NAME	BELT
.200 (XL)	**Double Flange Pin Hub**	**1/4" - 3/8"**	**5/16"**	10% Glass filled Polycarbonate (Black) Hub = Aluminum	**Max-M-Drive®**	Operates with Max-M-Drive® TB20 series.

O.D. Tolerance:
29 - 58 Grooves: +.004/-.001
60 - 72 Grooves: +.005/-.001

Other numbers of grooves, bores or hub styles available on request.

STOCK NO.	NO. OF GROOVES	P.D.	O.D.	HUB DIA.	F.D.	B +.0010 -.0000	SET SCREW	LD
TP20P5W6-30	30	1.910	1.890	.88	2.14	.3125	#10-32	13/16
TP20P5W6-31	31	1.974	1.954	.88	2.20	.3125	#10-32	7/8
TP20P5W6-32	32	2.037	2.017		2.27			
TP20P5W6-34	34	2.165	2.145		2.40			
TP20P5W6-35	35	2.228	2.208		2.46			
TP20P5W6-36	36	2.292	2.272		2.53			
TP20P5W6-37	37	2.355	2.335		2.59			
TP20P5W6-39	39	2.482	2.462		2.71			
TP20P5W6-40	40	2.546	2.526		2.78			
TP20P5W6-42	42	2.674	2.654		2.92			
TP20P5W6-44	44	2.801	2.781		3.04			
TP20P5W6-48	48	3.056	3.036		3.29			

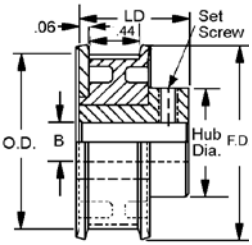

TIMING PULLEYS

CIRCULAR PITCH	STYLE	BELT WIDTH	BORE	MATERIALS	BERG'S ® NAME	BELT
.200 (XL)	**Single Flange Pin Hub**	**1/2"**	**3/16"**	Acetal	**Max-M-Drive®**	Operates with Max-M-Drive® TB20 series.

Other numbers of grooves, bores or hub styles available on request.

STOCK NO.	NO. OF GROOVES	O.D.	P.D.	F.D.	B +.001 -.000	H	L	W
TP20E3U6-10	10	.617	.637	.87	.188	1/2	1	1/2
TP20E3U6-11	11	.680	.700	.93				
TP20E3U6-12	12	.744	.764	.99				

CIRCULAR PITCH	STYLE	BELT WIDTH	BORE	MATERIALS	BERG'S ® NAME	BELT
.200 (XL)	**Single Flange Pin Hub**	**1/2"**	**1/4"**	Acetal	**Max-M-Drive®**	Operates with Max-M-Drive® TB20 series.

Other numbers of grooves, bores or hub styles available on request.

STOCK NO.	NO. OF GROOVES	O.D.	P.D.	F.D.	B +.001 -.000	H	L	W
TP20E4U6-14	14	.871	.891	1.12	.250	1/2	1	1/2
TP20E4U6-15	15	.935	.955	1.19				
TP20E4U6-16	16	.999	1.019	1.25				
TP20E4U6-17	18	1.126	1.146	1.38		5/8		
TP20E4U6-18	20	1.253	1.273	1.51				
TP20E4U6-20	21	1.317	1.337	1.57				
TP20E4U6-21	22	1.381	1.401	1.63				
TP20E4U6-22	24	1.508	1.528	1.76				
TP20E4U6-24	28	1.763	1.783	2.02				

CIRCULAR PITCH	STYLE	BELT WIDTH	BORE	MATERIALS	BERG'S ® NAME	BELT
.200 (XL)	**Single Flange Pin Hub**	**1/2"**	**5/16"**	Acetal	**Max-M-Drive®**	Operates with Max-M-Drive® TB20 series.

Other numbers of grooves, bores or hub styles available on request.

STOCK NO.	NO. OF GROOVES	O.D.	P.D.	F.D.	B +.001 -.000	H	L	W
TP20E5U6-30	30	1.890	1.910	2.14	.313	11/16	1	1/2
TP20E5U6-32	32	2.017	2.037	2.27				
TP20E5U6-36	36	2.272	2.292	2.53				
TP20E5U6-40	40	2.526	2.546	2.78				
TP20E5U6-42	42	2.654	2.674	2.91				
TP20E5U6-44	44	2.781	2.801	3.04				
TP20E5U6-48	48	3.036	3.056	3.29				

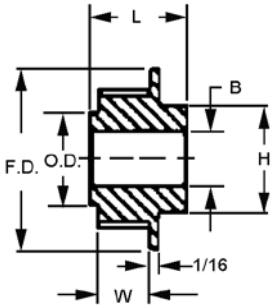

TIMING PULLEYS

A

CIRCULAR PITCH	STYLE	BELT WIDTH	BORE	MATERIALS	BERG'S ® NAME	BELT
.200 (XL)	**Double Flange Pin Hub**	**1/2"**	**3/16"**	Acetal	**Max-M-Drive®**	Operates with Max-M-Drive® TB20 series.

Other numbers of grooves, bores or hub styles available on request.

STOCK NO.	NO. OF GROOVES	O.D.	P.D.	F.D.	B +.001 -.000	H	L	W
TP20E3W6-10	10	.617	.637	.87	.188	1/2	1	1/2
TP20E3W6-11	11	.680	.700	.93				
TP20E3W6-12	12	.744	.764	.99				

CIRCULAR PITCH	STYLE	BELT WIDTH	BORE	MATERIALS	BERG'S ® NAME	BELT
.200 (XL)	**Double Flange Pin Hub**	**1/2"**	**1/4"**	Acetal	**Max-M-Drive®**	Operates with Max-M-Drive® TB20 series.

Other numbers of grooves, bores or hub styles available on request.

STOCK NO.	NO. OF GROOVES	O.D.	P.D.	F.D.	B +.001 -.000	H	L	W
TP20E4W6-14	14	.871	.891	1.12	.250	1/2	1	1/2
TP20E4W6-15	15	.935	.955	1.19				
TP20E4W6-16	16	.999	1.019	1.25				
TP20E4W6-17	18	1.126	1.146	1.38		5/8		
TP20E4W6-18	20	1.253	1.273	1.51				
TP20E4W6-20	21	1.317	1.337	1.57				
TP20E4W6-21	22	1.381	1.401	1.63				
TP20E4W6-22	24	1.508	1.528	1.76				
TP20E4W6-24	28	1.763	1.783	2.02				

CIRCULAR PITCH	STYLE	BELT WIDTH	BORE	MATERIALS	BERG'S ® NAME	BELT
.200 (XL)	**Double Flange Pin Hub**	**1/2"**	**5/16"**	Acetal	**Max-M-Drive®**	Operates with Max-M-Drive® TB20 series.

Other numbers of grooves, bores or hub styles available on request.

STOCK NO.	NO. OF GROOVES	O.D.	P.D.	F.D.	B +.001 -.000	H	L	W
TP20E5W6-30	30	1.890	1.910	2.14	.313	11/16	1	1/2
TP20E5W6-32	32	2.017	2.037	2.27				
TP20E5W6-36	36	2.272	2.292	2.53				
TP20E5W6-40	40	2.526	2.546	2.78				
TP20E5W6-42	42	2.654	2.674	2.91				
TP20E5W6-44	44	2.781	2.801	3.04				
TP20E5W6-48	48	3.036	3.056	3.29				

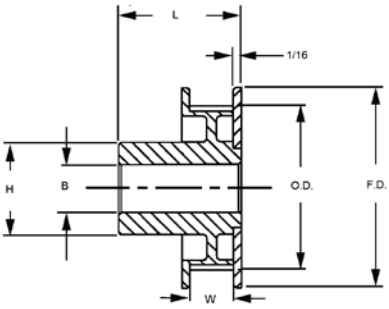

TIMING PULLEYS

CIRCULAR PITCH	STYLE	BELT WIDTH	BORE	MATERIALS	BERG'S ® NAME	BELT
.200 (XL)	**Single Flange Pin Hub**	**7/16"**	**3/16"**	Lexan®	**Max-M-Drive®**	Operates with Max-M-Drive® TB20 series.

Other numbers of grooves, bores or hub styles available on request.

STOCK NO.	NO. OF GROOVES	O.D.	P.D.	F.D.	B +.001 -.000	W	L	H
TP20L3U6-10	10	.617	.637	.87	.188	7/16	3/16	11/16
TP20L3U6-11	11	.680	.700	.93				
TP20L3U6-12	12	.744	.764	.99				
TP20L3U6-13	13	.808	.828	1.06				

CIRCULAR PITCH	STYLE	BELT WIDTH	BORE	MATERIALS	BERG'S ® NAME	BELT
.200 (XL)	**Single Flange Pin Hub**	**7/16"**	**1/4"**	Lexan®	**Max-M-Drive®**	Operates with Max-M-Drive® TB20 series.

Other numbers of grooves, bores or hub styles available on request.

STOCK NO.	NO. OF GROOVES	O.D.	P.D.	F.D.	B +.001 -.000	W	L	H
TP20E4U6-14	14	.871	.891	1.12	.250	7/16	13/16	3/4
TP20E4U6-15	15	.935	.955	1.19				
TP20E4U6-16	16	.999	1.019	1.24				
TP20E4U6-17	17	1.062	1.082	1.31				
TP20E4U6-18	18	1.126	1.146	1.38				
TP20E4U6-19	19	1.190	1.210	1.44				
TP20E4U6-20	20	1.253	1.273	1.51				7/8
TP20E4U6-21	21	1.317	1.337	1.57				
TP20E4U6-22	22	1.381	1.401	1.63				
TP20E4U6-23	23	1.444	1.464	2.69				
TP20E4U6-24	24	1.508	1.528	1.76				
TP20E4U6-25	25	1.572	1.592	1.82				
TP20E4U6-26	26	1.635	1.655	1.89				
TP20E4U6-27	27	1.699	1.719	1.95				
TP20E4U6-28	28	1.763	1.783	2.02				
TP20E4U6-29	29	1.827	1.846	2.08				

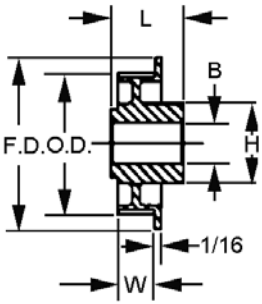

TIMING PULLEYS

CIRCULAR PITCH	STYLE	BELT WIDTH	BORE	MATERIALS	BERG'S ® NAME	BELT
.200 (XL)	**Single Flange Pin Hub**	**7/16"**	**5/16"**	Acetal	**Max-M-Drive®**	Operates with Max-M-Drive® TB20 series.

A

Other numbers of grooves, bores or hub styles available on request.

STOCK NO.	NO. OF GROOVES	O.D.	P.D.	F.D.	B +.001 -.000	W	L	H
TP20E5U6-30	30	1.890	1.910	2.14	.313	11/16	13/16	7/8
TP20E5U6-31	31	1.954	1.973	2.20				
TP20E5U6-32	32	2.017	2.037	2.27				
TP20E5U6-34	34	2.145	2.165	2.40				
TP20E5U6-35	35	2.209	2.228	2.46				
TP20E5U6-36	36	2.272	2.292	2.53				
TP20E5U6-37	37	2.336	2.355	2.59				
TP20E5U6-39	39	2.462	2.482	2.71				
TP20E5U6-40	40	2.526	2.546	2.78				
TP20E5U6-42	42	2.654	2.374	2.92				
TP20E5U6-44	44	2.781	2.801	3.04				
TP20E5U6-48	48	3.036	3.056	3.29				

CIRCULAR PITCH	STYLE	BELT WIDTH	BORE	MATERIALS	BERG'S ® NAME	BELT
.200 (XL)	**Single Flange Pin Hub**	**7/16"-1/2"**	**3/8"**	Lexan®	**Max-M-Drive®**	Operates with Max-M-Drive® TB20 series.

Other numbers of grooves, bores or hub styles available on request.

STOCK NO.	NO. OF GROOVES	O.D.	P.D.	F.D.	B +.001 -.000	W	L	H
TP20L6U6-54	54	3.418	3.438	None	.375	1/2	7/8	1"
TP20L6U6-58	58	3.672	3.692	3.92		7/16	3/16	
TP20L6U6-60	60	3.800	3.820	None		1/2	7/8	
TP20L6U6-72	72	4.564	4.584	None		1/2	7/8	
TP20L6U6-78	78	4.946	4.966	5.19		1/2	31/32	

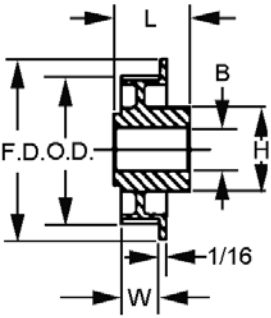

TIMING PULLEYS

CIRCULAR PITCH	STYLE	BELT WIDTH	BORE	MATERIALS	BERG'S ® NAME	BELT
.200 (XL)	**Double Flange Pin Hub**	**7/16"**	**3/16"**	Lexan®	**Max-M-Drive®**	Operates with Max-M-Drive® TB20 series.

Other numbers of grooves, bores or hub styles available on request.

STOCK NO.	NO. OF GROOVES	O.D.	P.D.	F.D.	B +.001 -.000	W	L	H
TP20L3W6-10	10	.617	.637	.87	.188	7/16	3/16	11/16
TP20L3W6-11	11	.680	.700	.93				
TP20L3W6-12	12	.744	.764	.99				
TP20L3W6-13	13	.808	.828	1.06				

CIRCULAR PITCH	STYLE	BELT WIDTH	BORE	MATERIALS	BERG'S ® NAME	BELT
.200 (XL)	**Double Flange Pin Hub**	**7/16"**	**1/4"**	Acetal	**Max-M-Drive®**	Operates with Max-M-Drive® TB20 series.

Other numbers of grooves, bores or hub styles available on request.

STOCK NO.	NO. OF GROOVES	O.D.	P.D.	F.D.	B +.001 -.000	W	L	H
TP20E4W6-14	14	.871	.891	1.12	.250	7/16	13/16	3/4
TP20E4W6-15	15	.935	.955	1.19				
TP20E4W6-16	16	.999	1.019	1.24				
TP20E4W6-17	17	1.062	1.082	1.31				
TP20E4W6-18	18	1.126	1.146	1.38				
TP20E4W6-19	19	1.190	1.210	1.44				
TP20E4W6-20	20	1.253	1.273	1.51				7/8
TP20E4W6-21	21	1.317	1.337	1.57				
TP20E4W6-22	22	1.381	1.401	1.63				
TP20E4W6-23	23	1.444	1.464	2.69				
TP20E4W6-24	24	1.508	1.528	1.76				
TP20E4W6-25	25	1.572	1.592	1.82				
TP20E4W6-26	26	1.635	1.655	1.89				
TP20E4W6-27	27	1.699	1.719	1.95				
TP20E4W6-28	28	1.763	1.783	2.02				
TP20E4W6-29	29	1.827	1.846	2.08				

CIRCULAR PITCH	STYLE	BELT WIDTH	BORE	MATERIALS	BERG'S ® NAME	BELT
.200 (XL)	**Double Flange Pin Hub**	**7/16"**	**5/16"**	Acetal	**Max-M-Drive®**	Operates with Max-M-Drive® TB20 series.

Other numbers of grooves, bores or hub styles available on request.

STOCK NO.	NO. OF GROOVES	O.D.	P.D.	F.D.	B +.001 -.000	W	L	H
TP20E5W6-30	30	1.890	1.910	2.14	.313	11/16	13/16	7/8
TP20E5W6-31	31	1.954	1.973	2.20				
TP20E5W6-32	32	2.017	2.037	2.27				
TP20E5W6-34	34	2.145	2.165	2.40				
TP20E5W6-35	35	2.209	2.228	2.46				
TP20E5W6-36	36	2.272	2.292	2.53				
TP20E5W6-37	37	2.336	2.355	2.59				
TP20E5W6-39	39	2.462	2.482	2.71				
TP20E5W6-40	40	2.526	2.546	2.78				
TP20E5W6-42	42	2.654	2.374	2.92				
TP20E5W6-44	44	2.781	2.801	3.04				
TP20E5W6-48	48	3.036	3.056	3.29				

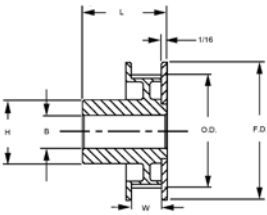



TIMING PULLEYS

CIRCULAR PITCH	STYLE	BELT WIDTH	BORE	MATERIALS	BERG'S ® NAME	BELT
.200 (XL)	**Double Flange Pin Hub**	**1/4"**	**3/16"**	Aluminum Clear Anodized	**Max-M-Drive®**	Operates with Max-M-Drive® TB20 series.

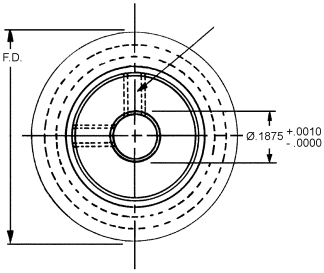

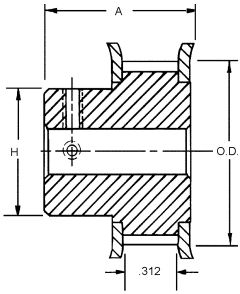

* These pulleys may contain one or two set screws.

Other numbers of grooves, bores or hub styles available on request.

STOCK NO.	NO. OF GROOVES	P.D.	O.D.	F.D.	A	H
TP20A3W4-10	10*	.637	.617	.88	11/16	3/8
TP20A3W4-11	11*	.700	.680	.94		7/16
TP20A3W4-12	12	.764	.744	1.00		1/2

CIRCULAR PITCH	STYLE	BELT WIDTH	BORE	MATERIALS	BERG'S ® NAME	BELT
.200 (XL)	**Double Flange Pin Hub**	**1/4"**	**1/4"**	Aluminum Clear Anodized	**Max-M-Drive®**	Operates with Max-M-Drive® TB20 series.

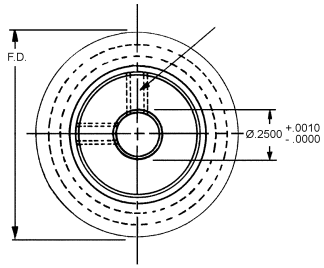

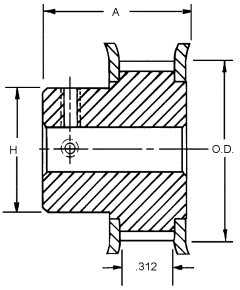

* These pulleys may contain one or two set screws.

Other numbers of grooves, bores or hub styles available on request.

STOCK NO.	NO. OF GROOVES	P.D.	O.D.	F.D.	A	H
TP20A4W4-11	11*	.700	.680	.94	11/16	7/16
TP20A4W4-12	12	.764	.744	1.00		1/2
TP20A4W4-13	13	.828	.808	1.06		9/16
TP20A4W4-14	14	.891	.871	1.09		9/16
TP20A4W4-15	15	.955	.935	1.19		5/8
TP20A4W4-16	16	1.019	.999	1.25		11/16
TP20A4W4-18	18	1.146	1.126	1.38		13/16
TP20A4W4-20	20	1.273	1.253	1.50	3/4	15/16
TP20A4W4-21	21	1.337	1.317	1.56		1
TP20A4W4-22	22	1.401	1.381	1.63		1
TP20A4W4-24	24	1.528	1.508	1.75	25/32	1-1/16
TP20A4W4-26	26	1.655	1.635	1.88		1-3/16
TP20A4W4-28	28	1.783	1.763	2.00		1-3/16
TP20A4W4-30	30	1.910	1.890	2.13		1-5/16

TIMING PULLEYS

CIRCULAR PITCH	STYLE	BELT WIDTH	BORE	MATERIALS	BERG'S ® NAME	BELT
.200 (XL)	**Double Flange Pin Hub**	**1/4"**	**5/16"**	Aluminum Clear Anodized	**Max-M-Drive®**	Operates with Max-M-Drive® TB20 series.

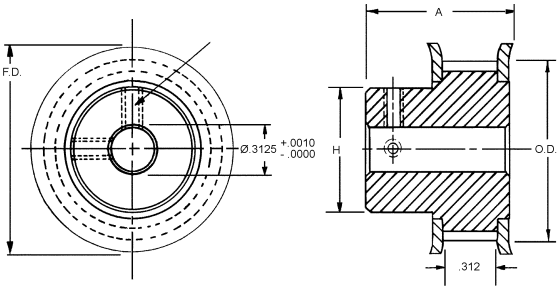

STOCK NO.	NO. OF GROOVES	P.D.	O.D.	F.D.	A	H
TP20A5W4-14	14	.891	.871	1.09	11/16	9/16
TP20A5W4-15	15	.955	.935	1.19		5/8
TP20A5W4-16	16	1.019	.999	1.25		11/16
TP20A5W4-18	18	1.146	1.126	1.38		13/16
TP20A5W4-20	20	1.273	1.253	1.50	3/4	15/16
TP20A5W4-21	21	1.337	1.317	1.56		1
TP20A5W4-24	24	1.528	1.508	1.75		1-1/16

CIRCULAR PITCH	STYLE	BELT WIDTH	BORE	MATERIALS	BERG'S ® NAME	BELT
.200 (XL)	**Double Flange Pin Hub**	**1/4"**	**3/8"**	Aluminum Clear Anodized	**Max-M-Drive®**	Operates with Max-M-Drive® TB20 series.

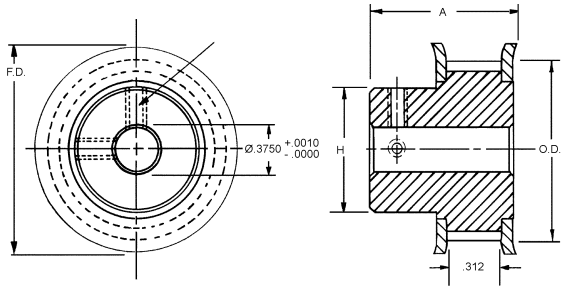

STOCK NO.	NO. OF GROOVES	P.D.	O.D.	F.D.	A	H
TP20A6W4-22	22	1.401	1.381	1.63	3/4	1
TP20A6W4-24	24	1.528	1.508	1.75	25/32	1-1/16
TP20A6W4-26	26	1.655	1.635	1.88		1-3/16
TP20A6W4-28	28	1.783	1.763	2.00		1-3/16
TP20A6W4-30	30	1.910	1.890	2.13		1-5/16

TIMING PULLEYS

CIRCULAR PITCH	STYLE	BELT WIDTH	BORE	MATERIALS	BERG'S ® NAME	BELT
.200 (XL)	**Double Flange Pin Hub**	**3/8"**	**3/16"**	Aluminum Clear Anodized	**Max-M-Drive®**	Operates with Max-M-Drive® TB20 series.

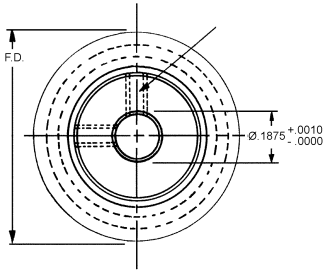

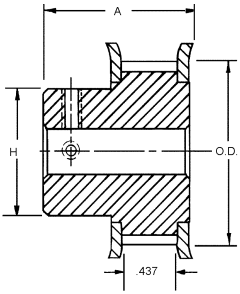

* These pulleys may contain one or two set screws.

Other numbers of grooves, bores or hub styles available on request.

STOCK NO.	NO. OF GROOVES	P.D.	O.D.	F.D.	A	H
TP20A3W6-10	10*	.637	.617	.88		7/16
TP20A3W6-11	11*	.700	.680	.94	13/16	1/2
TP20A3W6-12	12	.764	.744	1.00		1/2

CIRCULAR PITCH	STYLE	BELT WIDTH	BORE	MATERIALS	BERG'S ® NAME	BELT
.200 (XL)	**Double Flange Pin Hub**	**3/8"**	**1/4"**	Aluminum Clear Anodized	**Max-M-Drive®**	Operates with Max-M-Drive® TB20 series.

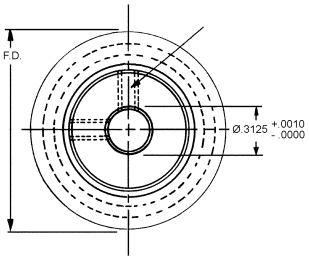

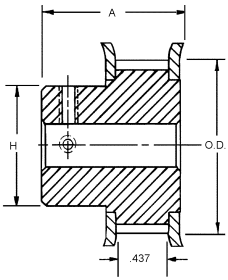

* These pulleys may contain one or two set screws.

Other numbers of grooves, bores or hub styles available on request.

STOCK NO.	NO. OF GROOVES	P.D.	O.D.	F.D.	A	H
TP20A4W6-10*	10	.637	.617	.88		7/16
TP20A4W6-11*	11	.700	.680	.91		1/2
TP20A4W6-12	12	.764	.744	1.00		1/2
TP20A4W6-13	13	.828	.808	1.06		9/16
TP20A4W6-14	14	.891	.871	1.09	13/16	9/16
TP20A4W6-15	15	.955	.935	1.19		5/8
TP20A4W6-16	16	1.019	.999	1.25		11/16
TP20A4W6-17	17	1.082	1.062	1.31		3/4
TP20A4W6-18	18	1.146	1.126	1.38		13/16
TP20A4W6-19	19	1.210	1.190	1.44		13/16
TP20A4W6-20	20	1.273	1.253	1.50		15/16
TP20A4W6-21	21	1.337	1.317	1.56	7/8	1
TP20A4W6-22	22	1.401	1.381	1.63		1
TP20A4W6-23	23	1.464	1.444	1.69		1-1/16
TP20A4W6-24	24	1.528	1.508	1.75		1-1/16
TP20A4W6-25	25	1.592	1.572	1.81		1-3/32
TP20A4W6-26	26	1.655	1.635	1.88	29/32	1-3/16
TP20A4W6-28	28	1.783	1.763	2.00		1-3/16
TP20A4W6-30	30	1.910	1.890	2.13		1-5/16

TIMING PULLEYS

CIRCULAR PITCH	STYLE	BELT WIDTH	BORE	MATERIALS	BERG'S ® NAME	BELT
.200 (XL)	**Double Flange Pin Hub**	**3/8"**	**5/16"**	Aluminum Clear Anodized	**Max-M-Drive®**	Operates with Max-M-Drive® TB20 series.

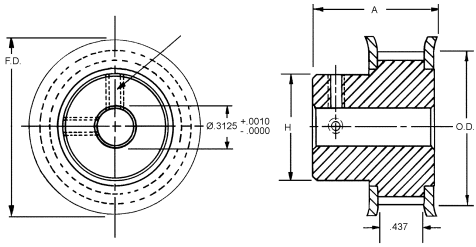

STOCK NO.	NO. OF GROOVES	P.D.	O.D.	F.D.	A	H
TP20A5W6-12	12	.764	.744	1.00		1/2
TP20A5W6-14	14	.891	.871	1.09		9/16
TP20A5W6-15	15	.955	.935	1.19	13/16	5/8
TP20A5W6-16	16	1.019	.999	1.25		11/16
TP20A5W6-18	18	1.146	1.126	1.38		13/16
TP20A5W6-20	20	1.273	1.253	1.50		15/16
TP20A5W6-21	21	1.337	1.317	1.56	7/8	1
TP20A5W6-22	22	1.401	1.381	1.63		1
TP20A5W6-24	24	1.528	1.508	1.75		1-1/16
TP20A5W6-25	25	1.592	1.572	1.81		1-3/32
TP20A5W6-26	26	1.655	1.635	1.88	29/32	1-3/16
TP20A5W6-28	28	1.783	1.763	2.00		1-3/16
TP20A5W6-30	30	1.910	1.890	2.13		1-5/16
TP20A5W6-32	32	2.037	2.017	2.25		1-7/16

CIRCULAR PITCH	STYLE	BELT WIDTH	BORE	MATERIALS	BERG'S ® NAME	BELT
.200 (XL)	**Double Flange Pin Hub**	**3/8"**	**3/8"**	Aluminum Clear Anodized	**Max-M-Drive®**	Operates with Max-M-Drive® TB20 series.

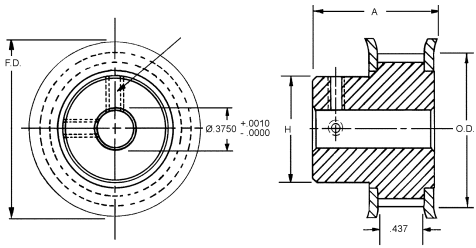

STOCK NO.	NO. OF GROOVES	P.D.	O.D.	F.D.	A	H
TP20A6W6-16	16	1.019	.999	1.25	13/16	11/16
TP20A6W6-18	18	1.146	1.126	1.38		13/16
TP20A6W6-20	20	1.273	1.253	1.50		15/16
TP20A6W6-21	21	1.337	1.317	1.56	7/8	1
TP20A6W6-22	22	1.401	1.381	1.63		1
TP20A6W6-24	24	1.528	1.508	1.75		1-1/16
TP20A6W6-25	25	1.592	1.572	1.81		1-3/32
TP20A6W6-26	26	1.655	1.635	1.88	29/32	1-3/16
TP20A6W6-28	28	1.783	1.763	2.00		1-3/16
TP20A6W6-30	30	1.910	1.890	2.13		1-5/16
TP20A6W6-32	32	2.037	2.017	2.25		1-7/16

TIMING PULLEYS

CIRCULAR PITCH	STYLE	BELT WIDTH	BORE	MATERIALS	BERG'S ® NAME	BELT
.200 (XL)	**Double Flange Pin Hub**	**3/8"**	**1/2"**	Aluminum Clear Anodized	**Max-M-Drive®**	Operates with Max-M-Drive® TB20 series.

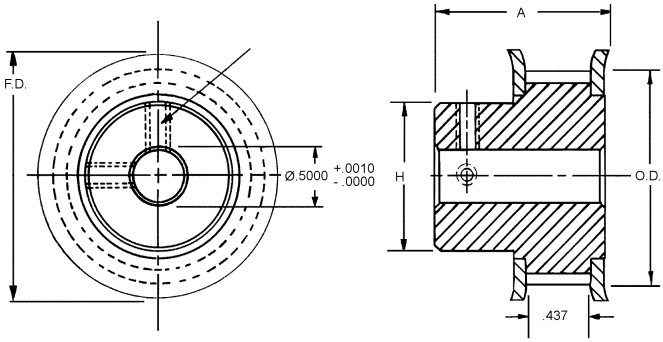

STOCK NO.	NO. OF GROOVES	P.D.	O.D.	F.D.	A	H
TP20A8W6-18	18	1.146	1.126	1.38	13/16	13/16
TP20A8W6-20	20	1.273	1.253	1.50	7/8	15/16
TP20A8W6-24	24	1.528	1.508	1.75	29/32	1-1/16
TP20A8W6-30	30	1.910	1.890	2.13		1-5/16

TIMING BELTS

CIRCULAR PITCH	BELT WIDTH	MATERIALS	BERG'S ® NAME	PULLEY
.375 (L)	**1/2"**	Nylon covered fiber reinforced neoprene	**Max-M-Drive®**	Operates with TP37 Series

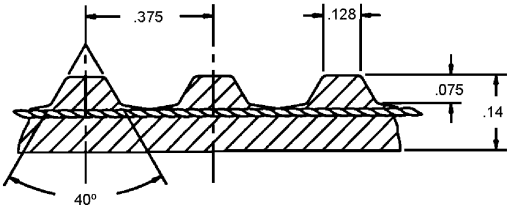



STOCK NO.	NO. OF GROOVES	LENGTH (Ref.)
TB37EF8-33	33	12.375
TB37EF8-40	40	15.000
TB37EF8-50	50	18.750
TB37EF8-56	56	21.000
TB37EF8-60	60	22.500
TB37EF8-64	64	24.000
TB37EF8-68	68	25.500
TB37EF8-72	72	27.000
TB37EF8-76	76	28.500
TB37EF8-80	80	30.000
TB37EF8-86	86	32.250
TB37EF8-92	92	34.500
TB37EF8-98	98	36.750
TB37EF8-104	104	39.000
TB37EF8-112	112	42.000
TB37EF8-120	120	45.000
TB37EF8-128	128	48.000
TB37EF8-136	136	51.000
TB37EF8-144	144	54.000
TB37EF8-160	160	60.000

- Temp Range 30°F To 185°F

CIRCULAR PITCH	BELT WIDTH	MATERIALS	BERG'S ® NAME	PULLEY
.375 (L)	**3/4"**	Nylon covered fiber reinforced neoprene	**Max-M-Drive®**	Operates with TP37 Series

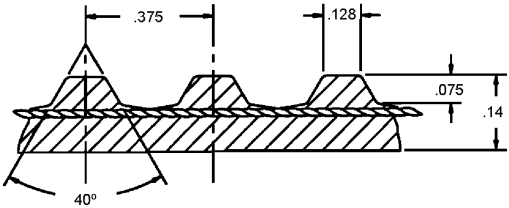



STOCK NO.	NO. OF GROOVES	LENGTH (Ref.)
TB37EF12-33	33	12.375
TB37EF12-40	40	15.000
TB37EF12-50	50	18.750
TB37EF12-56	56	21.000
TB37EF12-60	60	22.500
TB37EF12-64	64	24.000
TB37EF12-68	68	25.500
TB37EF12-72	72	27.000
TB37EF12-76	76	28.500
TB37EF12-80	80	30.000
TB37EF12-86	86	32.250
TB37EF12-92	92	34.500
TB37EF12-98	98	36.750
TB37EF12-104	104	39.000
TB37EF12-112	112	42.000
TB37EF12-120	120	45.000
TB37EF12-128	128	48.000
TB37EF12-136	136	51.000
TB37EF12-144	144	54.000
TB37EF12-160	160	60.000

- Temp Range 30°F To 185°F

TIMING PULLEYS

CIRCULAR PITCH	STYLE	BELT WIDTH	BORE	MATERIALS	BERG'S ® NAME	BELT
.375 (L)	**Single Flange Pin Hub**	**1/2" & 3/4"**	**3/8"**	Polycarbonate Lexan® with a fiberglass reinforced Aluminum Hub	**Max-M-Drive®**	Operates with Max-M-Drive® TB37 series.

A

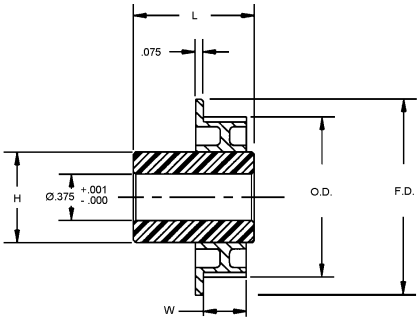

All core pulleys have 1/16" thick ribs, reinforcement.

STOCK NO.	NO. OF GROOVES	BELT WIDTH	0.D.	P.D.	F.D.	BORE	W	L	H
TP37L6U8-10	10	1/2	1.164	1.194	1.44	3/8	9/16	1.21	7/8
TP37L6U12-10	10	3/4	1.164	1.194	1.44		13/16	1.46	
TP37L6U8-12	12	1/2	1.402	1.432	1.69		9/16	1.21	
TP37L6U12-12	12	3/4	1.402	1.432	1.69		13/16	1.46	

CIRCULAR PITCH	STYLE	BELT WIDTH	BORE	MATERIALS	BERG'S ® NAME	BELT
.375 (L)	**Single Flange Pin Hub**	**1/2" & 3/4"**	**1/2"**	Polycarbonate Lexan® with a fiberglass reinforced Aluminum Hub	**Max-M-Drive®**	Operates with Max-M-Drive® TB37 series.

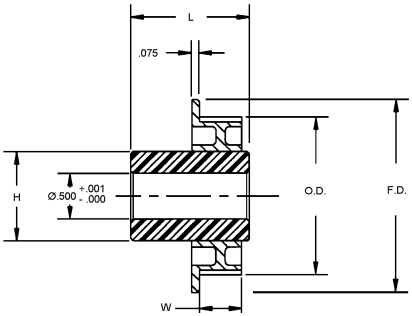

All core pulleys have 1/16" thick ribs, reinforcement.

STOCK NO.	NO. OF GROOVES	BELT WIDTH	0.D.	P.D.	F.D.	BORE	W	L	H
TP37L8U8-16	16	1/2	1.880	1.910	2.12	1/2	9/16	1.21	1-1/8
TP37L8U12-16	16	3/4	1.880	1.910	2.12		13/16	1.46	
TP37L8U8-18	18	1/2	2.119	2.149	2.37		9/16	1.21	
TP37L8U12-18	18	3/4	2.119	2.149	2.37		13/16	1.46	
TP37L8U8-20	20	1/2	2.357	2.387	2.62		9/16	1.21	
TP37L8U12-20	20	3/4	2.357	2.387	2.62		13/16	1.46	
TP37L8U8-24	24	1/2	2.835	2.865	3.12		9/16	1.21	
TP37L8U12-24	24	3/4	2.835	2.865	3.12		13/16	1.46	
TP37L8U8-36	36	1/2	4.267	4.297	4.53		9/16	1.21	
TP37L8U12-36	36	3/4	4.267	4.297	4.53		13/16	1.46	
TP37L8U8-40	40	1/2	4.745	4.775	5.00		9/16	1.21	
TP37L8U12-40	40	3/4	4.745	4.775	5.09		13/16	1.46	

TIMING PULLEYS

CIRCULAR PITCH	STYLE	BELT WIDTH	BORE	MATERIALS	BERG'S ® NAME	BELT
.375 (L)	**Double Flange Pin Hub**	**1/2" & 3/4"**	**3/8"**	Polycarbonate Lexan® with a fiberglass reinforced Aluminum Hub	**Max-M-Drive®**	Operates with Max-M-Drive® TB37 series.

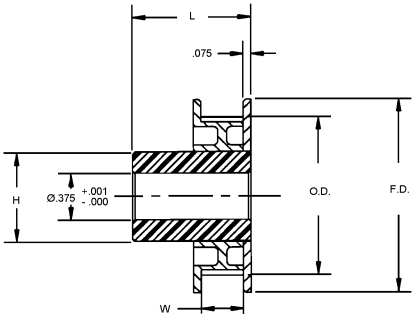

All core pulleys have 1/16" thick ribs, reinforcement.

STOCK NO.	NO. OF GROOVES	BELT WIDTH	0.D.	P.D.	F.D.	BORE	W	L	H
TP37L6W8-10	10	1/2	1.164	1.194	1.44	3/8	9/16	1.21	7/8
TP37L6W12-10	10	3/4	1.164	1.194	1.44		13/16	1.46	
TP37L6W8-12	12	1/2	1.402	1.432	1.69		9/16	1.21	
TP37L6W12-12	12	3/4	1.402	1.432	1.69		13/16	1.46	

CIRCULAR PITCH	STYLE	BELT WIDTH	BORE	MATERIALS	BERG'S ® NAME	BELT
.375 (L)	**Double Flange Pin Hub**	**1/2" & 3/4"**	**1/2"**	Polycarbonate Lexan® with a fiberglass reinforced Aluminum Hub	**Max-M-Drive®**	Operates with Max-M-Drive® TB37 series.

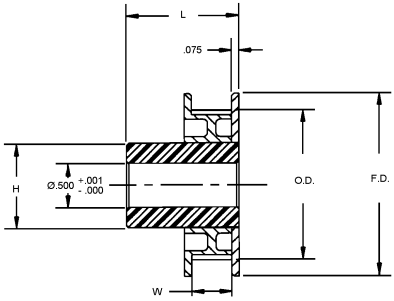

All core pulleys have 1/16" thick ribs, reinforcement.

STOCK NO.	NO. OF GROOVES	BELT WIDTH	0.D.	P.D.	F.D.	BORE	W	L	H
TP37L8W8-16	16	1/2	1.880	1.910	2.12	1/2	9/16	1.21	1-1/8
TP37L8W12-16	16	3/4	1.880	1.910	2.12		13/16	1.46	
TP37L8W8-18	18	1/2	2.119	2.149	2.37		9/16	1.21	
TP37L8W12-18	18	3/4	2.119	2.149	2.37		13/16	1.46	
TP37L8W8-20	20	1/2	2.357	2.387	2.62		9/16	1.21	
TP37L8W12-20	20	3/4	2.357	2.387	2.62		13/16	1.46	
TP37L8W8-24	24	1/2	2.835	2.865	3.12		9/16	1.21	
TP37L8W12-24	24	3/4	2.835	2.865	3.12		13/16	1.46	
TP37L8W8-36	36	1/2	4.267	4.297	4.53		9/16	1.21	
TP37L8W12-36	36	3/4	4.267	4.297	4.53		13/16	1.46	
TP37L8W8-40	40	1/2	4.745	4.775	5.00		9/16	1.21	
TP37L8W12-40	40	3/4	4.745	4.775	5.09		13/16	1.46	

TIMING PULLEY BAR STOCKS

CIRCULAR PITCH	STYLE	MATERIALS	BERG'S ® NAME	BELT
.0816 (XXL) .200 (XL) .375 (L) and .500 (H)	**BAR STOCK**	**ALUMINUM**	**MAX-M-DRIVE®**	TB40; TB20; TB37

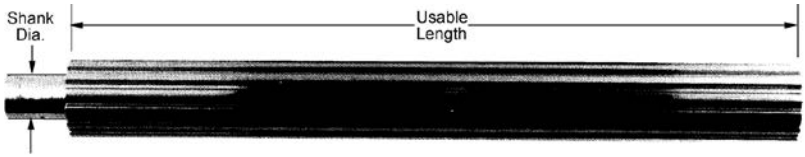

Material: Aluminum

Other numbers of grooves and materials available upon request.
For P.D. and O.D. dimensions see Max-M-Drive pulley pages.

.0816 (XXL) PITCH

STOCK NO.	NO. OF GROOVES
8TA-14-3A	14
8TA-15-3A	15
8TA-18-3A	18
STA-20-4A	20
8TA-24-5A	24
8TA-25-5A	25
8TA-28-5A	28
8TA-30-6A	30
8TA-32-6A	32
8TA-34-6A	34
8TA-36-6A	36
8TA-38-6A	38
8TA-40-7A	40
8TA-42-7A	42
8TA-44-7A	44
8TA-48-7A	48
8TA-50-7A	50
8TA-54-7A	54
8TA-60-8A	60
8TA-72-8A	72
8TA-75-8A	75
8TA-80-8A	80
8TA-84-8A	84
8TA-88-8A	88
8TA-90-8A	90
8TA-96-8A	96
8TA-98-8A	98
8TA-100-8A	100
8TA-120-8A	120

Bar Stock Lengths:
Number of grooves - 14 to 18
useable length = 3" shank diameter = 7/16" to1/2"

Number of grooves - 20
useable length = 4" shank diameter = 3/8"

Number of grooves - 24 to 28
useable length = 5" shank diameter = 1/2"

Number of grooves - 30 to 38
useable length = 6" shank diameter = 1/2"

Number of grooves - 40 to 54
useable length = 7" shank diameter = 1/2"

Number of grooves - 60 to 120
useable length = 8" shank diameter = 1/2" to 3/4"

.200 (XL) Pitch

STOCK NO.	NO. OF GROOVES
20TA-10-6A	10
20TA-11-6A	11
20TA-12-8A	12
20TA-14-8A	14
20TA-15-8A	15
20TA-16-8A	16
20TA-17-8A	17
20TA-18-8A	18
20TA-19-8A	19
20TA-20-8A	20
20TA-21-8A	21
20TA-22-8A	22
20TA-23-8A	23
20TA-24-8A	24
20TA-25-8A	25
20TA-27-8A	27
20TA-28-8A	28
20TA-29-8A	29
20TA-30-8A	30
20TA-32-8A	32
20TA-36-8A	36
20TA-40-8A	40
20TA-42-8A	42
20TA-44-8A	44
20TA-45-8A	45
20TA-48-8A	48
20TA-50-8A	50
20TA-60-8A	60
20TA-72-8A	72

Bar Stock Lengths:
Number of grooves - 10 to 11
useable length = 6" shank diameter = 1/2"

Number of grooves - 12 to 72
useable length = 8" shank diameter = 1/2" to 1"

.375 (L) PITCH

STOCK NO.	NO. OF GROOVES
37TA-10-8A	10
37TA-11-8A	11
37TA-12-8A	12
37TA-13-8A	13
37TA-14-8A	14
37TA-15-8A	15
37TA-16-8A	16
37TA-17-8A	17
37TA-18-8A	18
37TA-19-8A	19
37TA-20-8A	20
37TA-21-8A	21
37TA-22-8A	22
37TA-24-8A	24
37TA-26-8A	26
37TA-28-8A	28
37TA-30-8A	30
37TA-32-8A	32

Bar Stock Lengths:
Number of grooves - 10 to 36
useable length = 8" shank diameter = 3/4" to 1"

.500 (H) PITCH

STOCK NO.	NO. OF GROOVES
50TA-10-10A	10
50TA-11-10A	11
50TA-12-10A	12
50TA-13-10A	13
50TA-14-10A	14
50TA-15-10A	15
50TA-16-10A	16
50TA-17-10A	17
50TA-18-10A	18
50TA-19-10A	19
50TA-20-10A	20
50TA-21-10A	21
50TA-22-10A	22
50TA-24-10A	24
50TA-26-10A	26
50TA-28-10A	28
50TA-30-10A	30
50TA-32-10A	32
50TA-36-10A	36

Bar Stock Lengths:
Number of grooves - 10 to 32
useable length = 10" shank diameter = 3/4" to 1"

TIMING PULLEY BAR STOCKS

CIRCULAR PITCH	STYLE	MATERIALS	BERG'S ® NAME	BELT
.0816 (XXL) .200 (XL) .080 (MXL)	**BAR STOCK**	**6063-T6 ALUMINUM**	**MAX-M-DRIVE®**	TB20; TB40; TB7

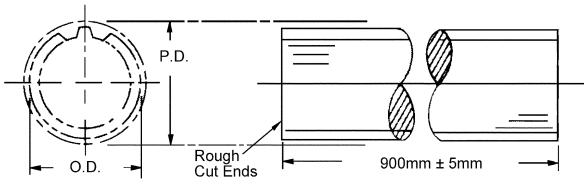

Material: 6063-T6 Aluminum

Fabricate your own pulleys.
W.M. Berg will fabricate custom orders, send us your print.
Available in custom lengths.

.200 CIRCULAR PITCH (XL)

STOCK NO.	NO. OF GROOVES	P.D.	O.D.
PW20TA-10	10	.637	.6170
PW20TA-11	11	.700	.6800
PW20TA-12	12	.764	.7440
PW20TA-14	14	.891	.8710
PW20TA-15	15	.955	.9350
PW20TA-16	16	1.019	.9990
PW20TA-17	17	1.082	1.0620
PW20TA-18	18	1.146	1.1260
PW20TA-20	20	1.273	1.2530
PW20TA-22	22	1.401	1.3810
PW20TA-23	23	1.464	1.4440
PW20TA-24	24	1.528	1.5080

.0816 CIRCULAR PITCH (XXL)

STOCK NO.	NO. OF GROOVES	P.D.	O.D.
PW8TA-10	10	.260	.2460
PW8TA-12	12	.312	.2980
PW8TA-14	14	.364	.3500
PW8TA-15	15	.390	.3760
PW8TA-18	18	.468	.4540
PW8TA-20	20	.520	.5060
PW8TA-24	24	.624	.6100
PW8TA-25	25	.650	.6360
PW8TA-28	28	.728	.7140
PW8TA-30	30	.780	.7660
PW8TA-32	32	.832	.8180
PW8TA-34	34	.884	.8700
PW8TA-36	36	.936	.9220
PW8TA-38	38	.988	.9740
PW8TA-40	40	1.040	1.0260
PW8TA-42	42	1.092	1.0780
PW8TA-44	44	1.144	1.1300
PW8TA-45	45	1.170	1.1560
PW8TA-48	48	1.248	1.2340
PW8TA-50	50	1.300	1.2860
PW8TA-54	54	1.404	1.3900
PW8TA-60	60	1.560	1.5460

.080 CIRCULAR PITCH (MXL)

STOCK NO.	NO. OF GROOVES	P.D.	O.D.
PW7TA-10	10	.255	.235
PW7TA-12	12	.306	.286
PW7TA-14	14	.357	.337
PW7TA-18	18	.458	.438
PW7TA-20	20	.509	.489
PW7TA-25	25	.637	.617
PW7TA-28	28	.713	.693
PW7TA-30	30	.764	.744
PW7TA-32	32	.815	.795
PW7TA-34	34	.866	.846
PW7TA-36	36	.917	.897
PW7TA-38	38	.986	.948
PW7TA-40	40	1.019	.999
PW7TA-42	42	1.070	1.050
PW7TA-44	44	1.120	1.100
PW7TA-45	45	1.146	1.126
PW7TA-48	48	1.222	1.202
PW7TA-50	50	1.273	1.253
PW7TA-54	54	1.375	1.355
PW7TA-60	60	1.528	1.508

TIMING BELTS

CIRCULAR PITCH	BELT WIDTH	MATERIALS	BERG'S ® NAME	PULLEY
.079 (GT) 2 mm	**.236" 6 mm**	Nylon covered Neoprene (Black) Fiberglass Reinforced	**Max-M-Drive®**	Operates with TP2 Series

A

STOCK NO.	NO. OF GROOVES	LENGTH (Ref.)
TB2EF6-50	50	3.94
TB2EF6-56	56	4.41
TB2EF6-62	62	4.88
TB2EF6-63	63	4.96
TB2EF6-67	67	5.28
TB2EF6-68	68	5.35
TB2EF6-70	70	5.51
TB2EF6-74	74	5.83
TB2EF6-76	76	5.98
TB2EF6-79	79	6.22
TB2EF6-80	80	6.30
TB2EF6-82	82	6.46
TB2EF6-83	83	6.54
TB2EF6-86	86	6.77
TB2EF6-90	90	7.09
TB2EF6-93	93	7.32
TB2EF6-96	96	7.56
TB2EF6-100	100	7.87
TB2EF6-101	101	7.95
TB2EF6-105	105	8.27
TB2EF6-106	106	8.35
TB2EF6-108	108	8.50
TB2EF6-110	110	8.66
TB2EF6-116	116	9.13
TB2EF6-118	118	9.29
TB2EF6-120	120	9.45
TB2EF6-125	125	9.84
TB2EF6-126	126	9.92
TB2EF6-129	129	10.16
TB2EF6-139	139	10.94
TB2EF6-140	140	11.02
TB2EF6-150	150	11.81
TB2EF6-160	160	12.60
TB2EF6-161	161	12.68
TB2EF6-166	166	13.07
TB2EF6-173	173	13.62
TB2EF6-175	175	13.78
TB2EF6-182	182	14.33
TB2EF6-185	185	14.57
TB2EF6-190	190	14.96
TB2EF6-193	193	15.20
TB2EF6-200	200	15.75
TB2EF6-203	203	15.98
TB2EF6-210	210	16.54
TB2EF6-228	228	17.95
TB2EF6-235	235	18.50
TB2EF6-237	237	18.66
TB2EF6-244	244	19.21
TB2EF6-252	252	19.84
TB2EF6-264	264	20.79
TB2EF6-276	276	21.73
TB2EF6-288	288	22.68
TB2EF6-300	300	23.62
TB2EF6-320	320	25.20
TB2EF6-348	348	27.40
TB2EF6-372	372	29.29
TB2EF6-424	424	33.39
TB2EF6-582	582	45.83

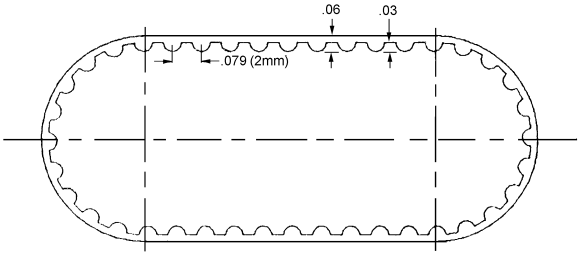



- Compact
- Light weight
- Durability
- Quiet Peration
- No lubrication
- Improved registration
- Corrosion resistant
- Clean operation
- Minimal elongation
- Recommended working strength 25 lbs. (111N) per 1" (25.4 mm) belt width
- Recommended temperature range: -34°C to +85°C (-30°F to +185°F)

TIMING BELTS

CIRCULAR PITCH	BELT WIDTH	MATERIALS	BERG'S ® NAME	PULLEY
.079 (GT) 2 mm	**.354" 9 mm**	Nylon covered Neoprene (Black) Fiberglass Reinforced	**Max-M-Drive®**	Operates with TP2 Series

STOCK NO.	NO. OF GROOVES	LENGTH (Ref.)
TB2EF9-50	50	3.94
TB2EF9-56	56	4.41
TB2EF9-62	62	4.88
TB2EF9-63	63	4.96
TB2EF9-67	67	5.28
TB2EF9-68	68	5.35
TB2EF9-70	70	5.51
TB2EF9-76	76	5.98
TB2EF9-79	79	6.22
TB2EF9-80	80	6.30
TB2EF9-82	82	6.46
TB2EF9-83	83	6.54
TB2EF9-84	84	6.61
TB2EF9-86	86	6.77
TB2EF9-90	90	7.09
TB2EF9-93	93	7.32
TB2EF9-96	96	7.56
TB2EF9-100	100	7.87
TB2EF9-101	101	7.95
TB2EF9-105	105	8.27
TB2EF9-106	106	8.35
TB2EF9-108	108	8.50
TB2EF9-110	110	8.66
TB2EF9-116	116	9.13
TB2EF9-118	118	9.29
TB2EF9-120	120	9.45
TB2EF9-125	125	9.84
TB2EF9-126	126	9.92
TB2EF9-129	129	10.16
TB2EF9-139	139	10.94
TB2EF9-140	140	11.02
TB2EF9-150	150	11.81
TB2EF9-160	160	12.60
TB2EF9-161	161	12.68
TB2EF9-166	166	13.07
TB2EF9-173	173	13.62
TB2EF9-175	175	13.78
TB2EF9-182	182	14.33
TB2EF9-185	185	14.57
TB2EF9-190	190	14.96
TB2EF9-193	193	15.20
TB2EF9-200	200	15.75
TB2EF9-203	203	15.98
TB2EF9-210	210	16.54
TB2EF9-228	228	17.95
TB2EF9-235	235	18.50
TB2EF9-237	237	18.66
TB2EF9-244	244	19.21
TB2EF9-252	252	19.84
TB2EF9-264	264	20.79
TB2EF9-276	276	21.73
TB2EF9-288	288	22.68
TB2EF9-300	300	23.62
TB2EF9-320	320	25.20
TB2EF9-348	348	27.40
TB2EF9-372	372	29.29
TB2EF9-424	424	33.39
TB2EF9-582	582	45.83

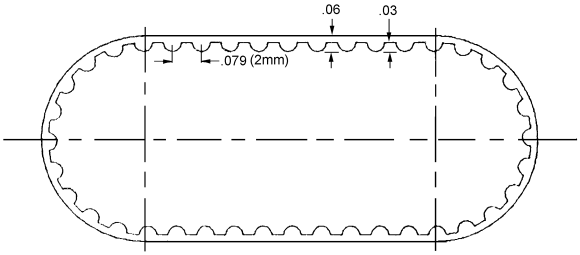



- Compact
- Light weight
- Durability
- Less width required vs. HTD
- Tooth jump resistance: Better than MXL-HTD
- Noise: Far less than HTD
- Positioning: Half (or more) the positioning error of MXL and HTD
- No lubrication
- Improved registration
- Corrosion resistant
- Clean operation
- Minimal elongation
- Recommended working strength 25 lbs. (111N) per 1" (25.4mm) belt width
- Recommended temperature range: -34°C to +85°C (-30°F to +185°F)

TIMING BELTS

CIRCULAR PITCH	BELT WIDTH	MATERIALS	BERG'S ® NAME	PULLEY
.118 (GT) 3 mm	**.354" 9 mm**	Nylon covered Neoprene (Black) Fiberglass Reinforced	**Max-M-Drive®**	Operates with TP3 Series

A

STOCK NO.	NO. OF GROOVES	LENGTH (Ref.)
TB3EF9-33	33	3.894
TB3EF9-37	37	4.366
TB3EF9-41	41	4.838
TB3EF9-43	43	5.074
TB3EF9-53	53	6.254
TB3EF9-55	55	6.490
TB3EF9-60	60	7.080
TB3EF9-61	61	7.198
TB3EF9-63	63	7.434
TB3EF9-67	67	7.906
TB3EF9-73	73	8.614
TB3EF9-75	75	8.850
TB3EF9-80	80	9.440
TB3EF9-81	81	9.558
TB3EF9-85	85	10.030
TB3EF9-89	89	10.502
TB3EF9-94	94	11.092
TB3EF9-97	97	11.446
TB3EF9-100	100	11.800
TB3EF9-113	113	13.334
TB3EF9-116	116	13.688
TB3EF9-119	119	14.042
TB3EF9-120	120	14.160
TB3EF9-125	125	14.750
TB3EF9-131	131	15.458
TB3EF9-138	138	16.284
TB3EF9-140	140	16.520
TB3EF9-149	149	17.582
TB3EF9-150	150	17.700
TB3EF9-158	158	18.644
TB3EF9-160	160	18.880
TB3EF9-161	161	18.998
TB3EF9-163	163	19.234
TB3EF9-168	168	19.824
TB3EF9-179	179	21.122
TB3EF9-184	184	21.712
TB3EF9-188	188	22.184
TB3EF9-200	200	23.600
TB3EF9-203	203	23.954
TB3EF9-210	210	24.780
TB3EF9-228	228	26.904
TB3EF9-245	245	28.910
TB3EF9-250	250	29.500
TB3EF9-262	262	30.916
TB3EF9-280	280	33.040
TB3EF9-315	315	37.170
TB3EF9-350	350	41.300
TB3EF9-360	360	42.480
TB3EF9-512	512	60.416
TB3EF9-529	529	62.422
TB3EF9-687	687	81.066

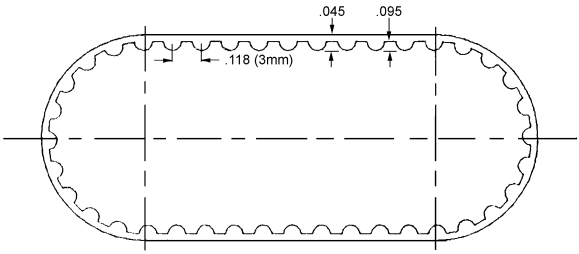



- Compact
- Light weight
- Durability
- Less width required vs. HTD
- Tooth jump resistance: Better than MXL-HTD
- Noise: Far less than HTD
- Positioning: Half (or more) the positioning error of MXL and HTD
- No lubrication
- Improved registration
- Corrosion resistant
- Clean operation
- Minimal elongation
- Recommended working strength 114 lbs. (507N) per 1" (25.4 mm) belt width
- Recommended temperature range: -34°C to +85°C (-30°F to +185°F)

TIMING BELTS

CIRCULAR PITCH	BELT WIDTH	MATERIALS	BERG'S ® NAME	PULLEY
.118 (GT) 3 mm	**.590" 15 mm**	Nylon covered Neoprene (Black) Fiberglass Reinforced	**Max-M-Drive®**	Operates with TP3 Series

STOCK NO.	NO. OF GROOVES	LENGTH (Ref.)
TB3EF15-33	33	3.894
TB3EF15-37	37	4.366
TB3EF15-41	41	4.838
TB3EF15-43	43	5.074
TB3EF15-53	53	6.254
TB3EF15-55	55	6.490
TB3EF15-60	60	7.080
TB3EF15-61	61	7.198
TB3EF15-63	63	7.434
TB3EF15-67	67	7.906
TB3EF15-73	73	8.614
TB3EF15-75	75	8.850
TB3EF15-80	80	9.440
TB3EF15-81	81	9.558
TB3EF15-85	85	10.030
TB3EF15-89	89	10.502
TB3EF15-94	94	11.092
TB3EF15-97	97	11.446
TB3EF15-100	100	11.800
TB3EF15-113	113	13.334
TB3EF15-116	116	13.688
TB3EF15-119	119	14.042
TB3EF15-125	125	14.750
TB3EF15-131	131	15.458
TB3EF15-138	138	16.284
TB3EF15-140	140	16.520
TB3EF15-149	149	17.582
TB3EF15-150	150	17.700
TB3EF15-158	158	18.644
TB3EF15-160	160	18.880
TB3EF15-161	161	18.998
TB3EF15-163	163	19.234
TB3EF15-168	168	19.824
TB3EF15-179	179	21.122
TB3EF15-184	184	21.712
TB3EF15-188	188	22.184
TB3EF15-200	200	23.600
TB3EF15-203	203	23.954
TB3EF15-210	210	24.780
TB3EF15-228	228	26.904
TB3EF15-245	245	28.910
TB3EF15-250	250	29.500
TB3EF15-262	262	30.916
TB3EF15-280	280	33.040
TB3EF15-315	315	37.170
TB3EF15-350	350	41.300
TB3EF15-360	360	42.480
TB3EF15-512	512	60.416
TB3EF15-529	529	62.422
TB3EF15-687	687	81.066

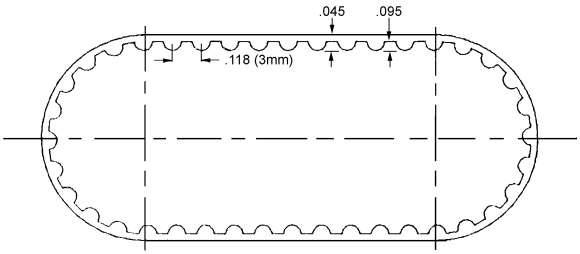



- Compact
- Light weight
- Durability
- Less width required vs. HTD
- Tooth jump resistance: Better than MXL-HTD
- Noise: Far less than HTD
- Positioning: Half (or more) the positioning error of MXL and HTD
- No lubrication
- Improved registration
- Corrosion resistant
- Clean operation
- Minimal elongation
- Recommended working strength 114 lbs. (507N) per 1" (25.4 mm) belt width
- Recommended temperature range: -34°C to +85°C (-30°F to +185°F)

TIMING PULLEYS

A

CIRCULAR PITCH	STYLE	BELT WIDTH	BORE	MATERIALS	BERG'S ® NAME	BELT
.079 (GT) 2 mm	**Single Flange Pin Hub**	**.354" 9 mm**	**1/8" - 1/4"**	Aluminum Anodized	**Max-M-Drive®**	Operates with Max-M-Drive® TB2 series.

STOCK NO.	NO. OF GROOVES	P.D.	O.D.	F.D.	B*	F.W.	A	Ø H
TP2A1W9-12	12	0.301	0.281	0.480	1/8	0.446	0.687	0.480
TP2A1W9-13	13	0.326	0.306	0.505	1/8	0.446	0.687	0.505
TP2A1W9-14	14	0.351	0.331	0.530	1/8	0.446	0.687	0.530
TP2A1W9-15	15	0.376	0.356	0.555	3/16	0.446	0.687	0.555
TP2A2W9-16	16	0.401	0.381	0.580	3/16	0.446	0.687	0.580
TP2A2W9-17	17	0.426	0.406	0.635	1/4	0.446	0.687	0.635
TP2A2W9-18	18	0.451	0.431	0.635	1/4	0.446	0.687	0.635
TP2A2W9-19	19	0.476	0.456	0.635	1/4	0.446	0.687	0.635
TP2A2W9-20	20	0.501	0.481	0.685	1/4	0.446	0.687	0.685
TP2A2W9-21	21	0.526	0.506	0.710	1/4	0.446	0.687	0.710
TP2A2W9-22	22	0.551	0.531	0.740	1/4	0.446	0.687	0.740

CIRCULAR PITCH	STYLE	BELT WIDTH	BORE	MATERIALS	BERG'S ® NAME	BELT
.079 (GT) 2 mm	**Single Flange Pin Hub**	**.236" 6 mm**	**1/8" - 1/4"**	Aluminum Anodized	**Max-M-Drive®**	Operates with Max-M-Drive® TB2 series.

STOCK NO.	NO. OF GROOVES	P.D.	O.D.	F.D.	B*	F.W.	A	Ø H
TP2A1W6-12	12	0.301	0.281	0.480	1/8	0.327	0.562	0.480
TP2A1W6-13	13	0.326	0.306	0.505	1/8	0.327	0.562	0.505
TP2A1W6-14	14	0.351	0.331	0.530	1/8	0.327	0.562	0.530
TP2A2W6-15	15	0.376	0.356	0.555	3/16	0.327	0.562	0.555
TP2A2W6-16	16	0.401	0.381	0.580	3/16	0.327	0.562	0.580
TP2A2W6-17	17	0.426	0.406	0.635	1/4	0.327	0.562	0.635
TP2A2W6-18	18	0.451	0.431	0.635	1/4	0.327	0.562	0.635
TP2A2W6-19	19	0.476	0.456	0.635	1/4	0.327	0.562	0.635
TP2A2W6-20	20	0.501	0.481	0.685	1/4	0.327	0.562	0.685
TP2A2W6-21	21	0.526	0.506	0.710	1/4	0.327	0.562	0.710
TP2A2W6-22	22	0.551	0.531	0.740	1/4	0.327	0.562	0.740

CIRCULAR PITCH	STYLE	BELT WIDTH	BORE	MATERIALS	BERG'S ® NAME	BELT
.118 (GT) 3 mm	**Single Flange Pin Hub**	**.354" 9 mm**	**3/16"**	Aluminum Anodized	**Max-M-Drive®**	Operates with Max-M-Drive® TB3 series.

STOCK NO.	NO. OF GROOVES	P.D.	O.D.	F.D.	B*	F.W.	A	Ø H
TP3A2W9-16	16	0.602	0.572	0.710	3/16	0.453	0.691	0.710
TP3A2W9-17	17	0.639	0.609	0.740	3/16	0.453	0.691	0.740

CIRCULAR PITCH	STYLE	BELT WIDTH	BORE	MATERIALS	BERG'S ® NAME	BELT
.118 (GT) 3 mm	**Single Flange Pin Hub**	**.590" 15 mm**	**3/16"**	Aluminum Anodized	**Max-M-Drive®**	Operates with Max-M-Drive® TB3 series.

STOCK NO.	NO. OF GROOVES	P.D.	O.D.	F.D.	B*	F.W.	A	Ø H
TP3A2W15-16	16	0.602	0.572	0.710	3/16	0.689	0.927	0.710
TP3A2W15-17	17	0.639	0.609	0.740	3/16	0.689	0.927	0.710

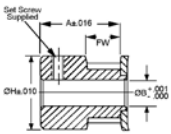

* Metric bore available on request.

TIMING PULLEYS

CIRCULAR PITCH	STYLE	BELT WIDTH	BORE	MATERIALS	BERG'S ® NAME	BELT
.079 (GT) 2 mm	**Double Flange Pin Hub**	**.354" 9 mm**	**3/16" to 1/4"**	Aluminum Anodized	**Max-M-Drive®**	Operates with Max-M-Drive® TB2 series.

STOCK NO.	NO. OF GROOVES	P.D.	0.D.	F.D.	B*	F.W.	A	Ø H
TP2A3W9-17	17	0.426	0.406	0.635	3/16	0.514	0.750	0.312
TP2A3W9-18	18	0.451	0.431	0.635	3/16	0.514	0.750	0.312
TP2A3W9-19	19	0.476	0.456	0.635	316	0.514	0.750	0.338
TP2A3W9-20	20	0.501	0.481	0.685	3/16	0.514	0.750	0.364
TP2A3W9-21	21	0.526	0.506	0.710	3/16	0.514	0.750	0.390
TP2A3W9-22	22	0.551	0.531	0.740	3/16	0.514	0.750	0.390
TP2A3W9-24	24	0.602	0.582	0.790	1/4	0.514	0.812	0.442
TP2A3W9-25	25	0.627	0.607	0.815	1/4	0.514	0.812	0.468
TP2A3W9-26	26	0.652	0.632	0.840	1/4	0.514	0.812	0.490
TP2A3W9-28	28	0.702	0.682	0.895	1/4	0.514	0.812	0.494
TP2A3W9-30	30	0.752	0.732	0.945	1/4	0.514	0.812	0.546
TP2A3W9-32	32	0.802	0.782	1.000	1/4	0.514	0.812	0.598
TP2A3W9-36	36	0.902	0.882	1.105	1/4	0.514	0.812	0.676
TP2A3W9-40	40	1.003	0.983	1.210	1/4	0.530	0.843	0.754
TP2A3W9-42	42	1.053	1.033	1.260	1/4	0.530	0.843	0.806
TP2A3W9-44	44	1.103	1.083	1.315	1/4	0.530	0.843	0.858
TP2A3W9-45	45	1.128	1.108	1.340	1/4	0.530	0.843	0.900
TP2A3W9-48	48	1.203	1.183	1.420	1/4	0.530	0.843	0.936
TP2A3W9-50	50	1.253	1.233	1.470	1/4	0.530	0.843	0.936
TP2A3W9-56	56	1.404	1.384	1.575	1/4	0.530	0.843	1.030
TP2A3W9-60	60	1.504	1.484	1.730	1/4	0.530	0.843	1.222

CIRCULAR PITCH	STYLE	BELT WIDTH	BORE	MATERIALS	BERG'S ® NAME	BELT
.079 (GT) 2 mm	**Double Flange Pin Hub**	**.236" 6 mm**	**3/16" to 1/4"**	Aluminum Anodized	**Max-M-Drive®**	Operates with Max-M-Drive® TB2 series.

STOCK NO.	NO. OF GROOVES	P.D.	0.D.	F.D.	B*	F.W.	A	Ø H
TP2A2W6-17	17	0.426	0.406	0.635	3/16	0.389	0.625	0.312
TP2A2W6-18	18	0.451	0.431	0.635	3/16	0.389	0.625	0.312
TP2A2W6-19	19	0.476	0.456	0.635	316	0.389	0.625	0.338
TP2A2W6-20	20	0.501	0.481	0.685	3/16	0.389	0.625	0.364
TP2A2W6-21	21	0.526	0.506	0.710	3/16	0.389	0.625	0.390
TP2A2W6-22	22	0.551	0.531	0.740	3/16	0.389	0.625	0.390
TP2A3W6-24	24	0.602	0.582	0.790	1/4	0.389	0.687	0.442
TP2A3W6-25	25	0.627	0.607	0.815	1/4	0.389	0.687	0.468
TP2A3W6-26	26	0.652	0.632	0.840	1/4	0.389	0.687	0.490
TP2A3W6-28	28	0.702	0.682	0.895	1/4	0.389	0.687	0.494
TP2A3W6-30	30	0.752	0.732	0.945	1/4	0.389	0.687	0.546
TP2A3W6-32	32	0.802	0.782	1.000	1/4	0.389	0.687	0.598
TP2A3W6-36	36	0.902	0.882	1.105	1/4	0.389	0.687	0.676
TP2A3W6-40	40	1.003	0.983	1.210	1/4	0.389	0.719	0.754
TP2A3W6-42	42	1.053	1.033	1.260	1/4	0.389	0.719	0.806
TP2A3W6-44	44	1.103	1.083	1.315	1/4	0.405	0.719	0.858
TP2A3W6-45	45	1.128	1.108	1.340	1/4	0.405	0.719	0.900
TP2A3W6-48	48	1.203	1.183	1.420	1/4	0.405	0.719	0.936
TP2A3W6-50	50	1.253	1.233	1.470	1/4	0.405	0.719	0.936
TP2A3W6-56	56	1.404	1.384	1.575	1/4	0.405	0.719	1.030
TP2A3W6-60	60	1.504	1.484	1.730	1/4	0.405	0.719	1.222

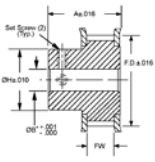

* Metric bore available on request.

TIMING PULLEYS

CIRCULAR PITCH	STYLE	BELT WIDTH	BORE	MATERIALS	BERG'S ® NAME	BELT
.118 (GT) 3 mm	**Double Flange Pin Hub**	**.354" 9 mm**	**3/16" to 1/4"**	Aluminum Anodized	**Max-M-Drive®**	Operates with Max-M-Drive® TB2 series.

A

STOCK NO.	NO. OF GROOVES	P.D.	0.D.	F.D.	B*	F.W.	A	Ø H
TP3A3W9-18	18	0.677	0.684	0.790	3/16	0.506	0.812	0.442
TP3A3W9-19	19	0.714	0.722	0.815	3/16	0.506	0.812	0.468
TP3A3W9-20	20	0.752	0.760	0.895	3/16	0.506	0.812	0.500
TP3A3W9-21	21	0.790	0.797	0.895	3/16	0.506	0.812	0.500
TP3A3W9-22	22	0.827	0.872	0.945	3/16	0.506	0.812	0.562
TP3A3W9-24	24	0.902	0.910	1.025	1/4	0.506	0.812	0.625
TP3A3W9-25	25	0.940	0.947	1.060	1/4	0.506	0.812	0.625
TP3A3W9-26	26	0.977	1.023	1.105	1/4	0.506	0.812	0.625
TP3A3W9-28	28	1.053	1.098	1.173	1/4	0.506	0.812	0.701
TP3A3W9-30	30	1.128	1.173	1.250	1/4	0.506	0.812	0.776
TP3A3W9-32	32	1.203	1.248	1.323	1/4	0.506	0.812	0.851
TP3A3W9-34	34	1.248	1.323	1.398	1/4	0.527	0.833	0.921
TP3A3W9-36	36	1.353	1.399	1.473	1/4	0.527	0.833	1.000
TP3A3W9-38	38	1.429	1.399	1.549	1/4	0.527	0.833	1.075
TP3A3W9-40	40	1.504	1.474	1.625	1/4	0.527	0.833	1.150
TP3A3W9-44	44	1.654	1.624	1.775	1/4	0.527	0.833	1.300
TP3A3W9-45	45	1.692	1.662	1.775	1/4	0.527	0.833	1.250

CIRCULAR PITCH	STYLE	BELT WIDTH	BORE	MATERIALS	BERG'S ® NAME	BELT
.118 (GT) 3 mm	**Double Flange Pin Hub**	**.590" 15 mm**	**.3/16" to 1/4"**	Aluminum Anodized	**Max-M-Drive®**	Operates with Max-M-Drive® TB2 series.

STOCK NO.	NO. OF GROOVES	P.D.	0.D.	F.D.	B*	F.W.	A	Ø H
TP3A3W15-18	18	0.677	0.647	0.790	3/16	0.742	1.057	0.442
TP3A3W15-19	19	0.714	0.684	0.815	3/16	0.742	1.057	0.468
TP3A3W15-20	20	0.752	0.722	0.895	3/16	0.742	1.057	0.500
TP3A3W15-21	21	0.790	0.760	0.895	3/16	0.742	1.057	0.500
TP3A3W15-22	22	0.827	0.797	0.945	3/16	0.742	1.057	0.562
TP3A3W15-24	24	0.902	0.872	1.025	1/4	0.742	1.057	0.625
TP3A3W15-25	25	0.940	0.910	1.060	1/4	0.742	1.057	0.625
TP3A3W15-26	26	0.977	0.947	1.105	1/4	0.742	1.057	0.625
TP3A3W15-28	28	1.053	1.023	1.173	1/4	0.742	1.057	0.701
TP3A3W15-30	30	1.128	1.098	1.250	1/4	0.742	1.057	0.776
TP3A3W15-32	32	1.203	1.173	1.323	1/4	0.742	1.057	0.851
TP3A3W15-34	34	1.248	1.248	1.398	1/4	0.763	1.069	0.921
TP3A3W15-36	36	1.353	1.323	1.473	1/4	0.763	1.069	1.000
TP3A3W15-38	38	1.429	1.399	1.549	1/4	0.763	1.069	1.075
TP3A3W15-40	40	1.504	1.474	1.625	1/4	0.763	1.069	1.150
TP3A3W15-44	44	1.654	1.624	1.775	1/4	0.763	1.069	1.300

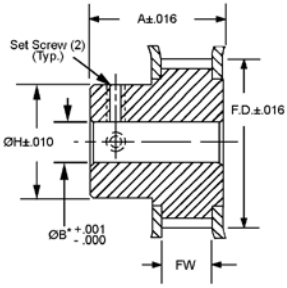

* Metric bore available on request.

TIMING PULLEYS

CIRCULAR PITCH	STYLE	BELT WIDTH	BORE	MATERIALS	BERG'S ® NAME	BELT
.079 (GT) 2 mm	**Flangeless Pin Hub**	**.354" 9 mm**	**1/4" to 3/8"**	Aluminum Anodized	**Max-M-Drive®**	Operates with Max-M-Drive® TB2 series.

STOCK NO.	NO. OF GROOVES	P.D.	0.D.	B*	F.W.	A	Ø H
TP2A3H9-60	60	1.504	1.484	1/4	0.500	0.875	1.148
TP2A3H9-62	62	1.554	1.534	1/4	0.500	0.875	1.148
TP2A3H9-68	68	1.704	1.684	1/4	0.500	0.875	1.185
TP2A3H9-72	72	1.805	1.785	1/4	0.500	0.875	1.195
TP2A3H9-74	74	1.855	1.835	1/4	0.500	0.875	1.215
TP2A3H9-80	80	2.005	1.985	5/16	0.500	0.875	1.500
TP2A3H9-90	90	2.256	2.236	5/16	0.500	0.875	1.500
TP2A3H9-100	100	2.506	2.486	5/16	0.500	0.875	1.500
TP2A3H9-120	120	3.008	2.988	3/8	0.500	0.875	1.500

CIRCULAR PITCH	STYLE	BELT WIDTH	BORE	MATERIALS	BERG'S ® NAME	BELT
.079 (GT) 2 mm	**Flangeless Pin Hub**	**.236" 6 mm**	**1/4" to 3/8"**	Aluminum Anodized	**Max-M-Drive®**	Operates with Max-M-Drive® TB2 series.

STOCK NO.	NO. OF GROOVES	P.D.	0.D.	B*	F.W.	A	Ø H
TP2A3H6-60	60	1.504	1.484	1/4	0.375	0.750	1.148
TP2A3H6-62	62	1.554	1.534	1/4	0.375	0.750	1.148
TP2A3H6-68	68	1.704	1.684	1/4	0.375	0.750	1.185
TP2A3H6-72	72	1.805	1.785	1/4	0.375	0.750	1.195
TP2A3H6-74	74	1.855	1.835	1/4	0.375	0.750	1.215
TP2A3H6-80	80	2.005	1.985	5/16	0.375	0.750	1.500
TP2A3H6-90	90	2.256	2.236	5/16	0.375	0.750	1.500
TP2A3H6-100	100	2.506	2.486	5/16	0.375	0.750	1.500
TP2A3H6-120	120	3.008	2.988	3/8	0.375	0.750	1.500

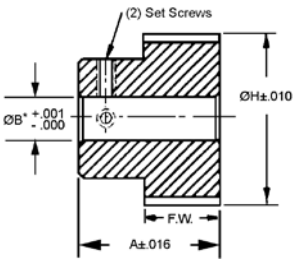

* Metric bore available on request.

TIMING PULLEYS

CIRCULAR PITCH	STYLE	BELT WIDTH	BORE	MATERIALS	BERG'S ® NAME	BELT
.118 (GT) 3 mm	**Flangeless Pin Hub**	**.354" 9 mm**	**5/16"**	Aluminum Anodized	**Max-M-Drive®**	Operates with Max-M-Drive® TB2 series.

STOCK NO.	NO. OF GROOVES	P.D.	0.D.	B*	F.W.	A	Ø H
TP3A3H9-45	45	1.692	1.662	5/16	0.527	0.875	1.250
TP3A3H9-48	48	1.805	1.775	5/16	0.500	0.875	1.250
TP3A3H9-50	50	1.880	1.850	5/16	0.500	0.875	1.250
TP3A3H9-56	56	2.105	2.075	5/16	0.500	0.875	1.250
TP3A3H9-60	60	2.256	2.226	5/16	0.500	0.875	1.250
TP3A3H9-62	62	2.331	2.301	5/16	0.500	0.875	1.250
TP3A3H9-68	68	2.557	2.527	5/16	0.500	0.875	1.250
TP3A3H9-72	72	2.707	2.677	5/16	0.500	0.875	1.250
TP3A3H9-74	74	2.782	2.752	5/16	0.500	0.875	1.250
TP3A3H9-80	80	3.008	2.978	5/16	0.500	0.875	1.250

CIRCULAR PITCH	STYLE	BELT WIDTH	BORE	MATERIALS	BERG'S ® NAME	BELT
.118 (GT) 3 mm	**Flangeless Pin Hub**	**.590" 15 mm**	**1/4" to 5/16"**	Aluminum Anodized	**Max-M-Drive®**	Operates with Max-M-Drive® TB2 series.

STOCK NO.	NO. OF GROOVES	P.D.	0.D.	B*	F.W.	A	Ø H
TP3A3H15-45	45	1.692	1.662	1/4	0.763	1.069	1.250
TP3A3H15-48	48	1.805	1.775	5/16	0.736	1.111	1.250
TP3A3H15-50	50	1.880	1.850	5/16	0.736	1.111	1.250
TP3A3H15-56	56	2.105	2.075	5/16	0.736	1.111	1.250
TP3A3H15-60	60	2.256	2.226	5/16	0.736	1.111	1.250
TP3A3H15-62	62	2.331	2.301	5/16	0.736	1.111	1.250
TP3A3H15-68	68	2.557	2.527	5/16	0.736	1.111	1.250
TP3A3H15-72	72	2.707	2.677	5/16	0.736	1.111	1.250
TP3A3H15-74	74	2.782	2.752	5/16	0.736	1.111	1.250
TP3A3H15-80	80	3.008	2.978	5/16	0.736	1.111	1.250

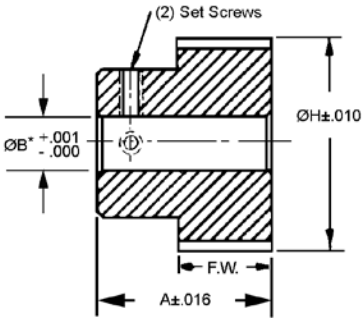

* Metric bore available on request.

POW-R-VEE® BELTS

A New Concept in V-Belt Drives

Advantages

Cable Design



- Completely Non-Corrosive
- Stainless Steel-Cable Core Allows Maximum Strength.
- Lighter Weight
- Single Strand Cable Core Permits Complete Flexibility
- Power is Transferred Along The Pitch Line For Minimum Transmission Loss
- Can Be Spliced On Machine For Minimum Down Time
- Damaged Sections Can Be Replaced
- InfinIte Lengths Are Available

Flexible Sidewall

- Can Be Used With Pulleys Of Any Angle
- Inherent Locking Action Offers A More Positive, Non-Slip Drive & Allows For Tension On The Belt & Pulleys

Flexible Design

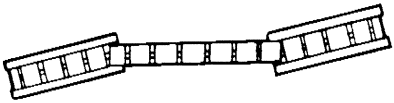

- Permits Odd Angle & Three Dimensional Drives
- Compensates For Misalignment
- Prevents “Turn Over” & “Lift Off”

Materials

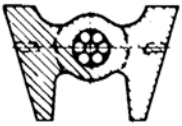

- The Combination Of Engineered Plastics & Stainless Steel Cable Offers High Heat Resistance, Smoother Operation, Light Weight, Less Inertia & Vibration.
- Pow-R-Vee Can Be Molded In Any Color For Sales Appeal

Cog Design

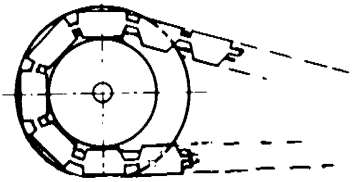

- No Stretch Or Compression Of Belt- Results In Less Fatigue, Longer Life, More Flexibility
- Segmented, Cog Design Permits Smaller Pulley Diameters, Larger Ratios, More Compact Design and Most Importantly
- Provides Positive Gripping at All Times.

POW-R-VEE® BELT TECHNICAL DATA

Operating Notes:

Due to the unique design of polyurethane molded over a stainless steel cable, this series offers high heat resistance, smooth operation, light weight, and less inertia. Because the design is cogged it allows for smaller pulley diameters and compensates for misalignment of pulleys by permitting an angle (7Þ maximum misalignment). The design also allows for the belt to be spliced to any length (either in the field or at Berg), thus allowing belts to be replaced quickly.

A

2V Series

- Weight .21 oz./ft
- 1/32" Diameter Stainless Steel Cable

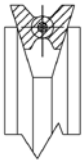

- 90A Durometer Polyurethane (Brown)
- Ultimate Tensile Strength 50 lbs.
- Recommended Operating Load 12 lbs.
- Recommended Maximum Operating Speed 1800 rpm
- Temperature Range +180ÞF to -15ÞF

3V Series

- Weight .60 oz/ft
- 3/64" Diameter Stainless Steel Cable

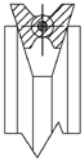

- 90A Durometer Polyurethane (Red)
- Ultimate Tensile Strength 125 lbs.
- Recommended Operating Load 30 lbs.
- Recommended Maximum Operating Speed 1800 rpm
- Temperature Range +180ÞF to -15ÞF

4V Series

- Weight 1.1 oz/ft
- 1/16" Diameter Stainless Steel Cable

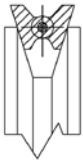

- 90A Durometer Polyurethane (Blue)
- Ultimate Tensile Strength 200 lbs.
- Recommended Operating Load 50 lbs.
- Recommended Maximum Operating Speed 1800 rpm
- Temperature Range + 180ÞF to -15ÞF

5V Series

- Weight 1.4 oz/ft
- 5/64" Diameter Stainless Steel Cable

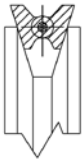

- 90A Durometer Polyurethane (Yellow)
- Ultimate Tensile Strength 350 lbs.
- Recommended Operating Load 85 lbs.
- Recommended Maximum Operating Speed 1800 rpm
- Temperature Range +180ÞF to -15ÞF



V-BELTS

SERIES	WIDTH	HEIGHT	MATERIALS	BERG'S ® NAME	PULLEY
2V	**1/4"**	**7/32"**	Polyurethane (Brown) with 1/32" Dia. Stainless Steel Cable	**POW-R-VEE®**	Operates with Pow-R-Vee 2V Series

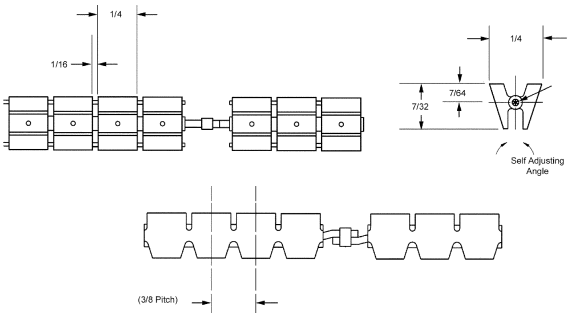

- More sidewall contact
- Less slippage
- Greater power transmission
- Infinite length variations
- Extra strong
- Light weight
- 90A Durometer
- Weight .21 oz./ft.
- Ultimate Tensile Strength 50 lbs.
- Temperature Range +180°F to -15°F
- Silent drive
- Recommended Operating Load 12 lbs.
- Recommended Max. Operating Speed 376 ft./min.
- For Field Splice Kit order 2V-7.



BULK FOOTAGE - NOT SPLICED	
STOCK NO.	LENGTH
2V-5FT	5 FT
2V-10FT	10 FT
2V-25FT	25 FT
2V-50FT	50 FT
2V-100FT	100 FT

STOCK NO.	LENGTH (Ref.)
2V-16	6.00
2V-18	6.75
2V-20	7.50
2V-22	8.25
2V-24	9.00
2V-26	9.75
2V-28	10.50
2V-30	11.25
2V-32	12.00
2V-34	12.75
2V-36	13.50
2V-38	14.25
2V-40	15.00
2V-42	15.75
2V-44	16.50
2V-46	17.25
2V-48	18.00
2V-50	18.75
2V-52	19.50
2V-54	20.25
2V-56	21.00
2V-58	21.75
2V-60	22.50
2V-62	23.25
2V-64	24.00
2V-66	24.75
2V-68	25.50
2V-70	26.25
2V-72	27.00
2V-74	27.75
2V-76	28.50
2V-78	29.25
2V-80	30.00
2V-82	30.75
2V-84	31.50
2V-86	32.25
2V-88	33.00
2V-90	33.75
2V-92	34.50
2V-94	35.25
2V-96	36.00
2V-98	36.75
2V-100	37.50
2V-102	38.25
2V-104	39.00
2V-106	39.75
2V-108	40.50
2V-110	41.25
2V-112	42.00
2V-114	42.75
2V-116	43.50
2V-118	44.25
2V-120	45.00
2V-122	45.75
2V-124	46.50
2V-126	47.25
2V-128	48.00
2V-130	48.75
2V-132	49.50
2V-134	50.25
2V-136	51.00
2V-140	52.50

V-BELT PULLEYS

SERIES	BORE	MATERIALS	BERG'S ® NAME	BELT
2V	**3/8"**	303 Stainless Steel	**Pow-R-Vee®**	Operates with Pow-R-Vee 2V Series (1/4"W X 7/32"D)

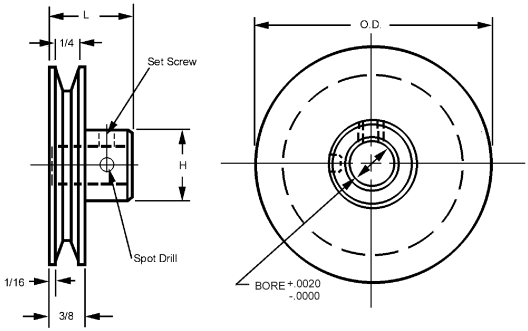

STOCK NO.	BORE	O.D.	H	L
V2M35S-1	(3/8) .3748	1.67	3/4	7/8
V2M35S-2		1.77		
V2M35S-3		1.87		
V2M35S-4		1.97		
V2M35S-5		2.08		
V2M35S-6		2.20		
V2M35S-7		2.34		
V2M35S-8		2.48		
V2M35S-9		2.64		
V2M35S-10		2.80		
V2M35S-11		2.95		
V2M35S-12		3.15		
V2M35S-13		3.35		
V2M35S-14		3.64		
V2M35S-15		3.94		

Other sizes available upon request.

SERIES	BORE	MATERIALS	BERG'S ® NAME	BELT
2V	**1/2"**	303 Stainless Steel	**Pow-R-Vee®**	Operates with Pow-R-Vee 2V Series (1/4"W X 7/32"D)

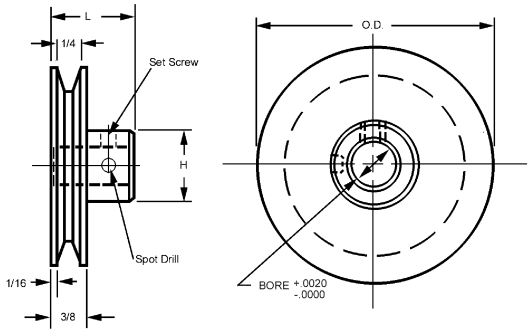

STOCK NO.	BORE	O.D.	H	L
V2M37S-1	(1/2) .4998	1.67	1"	7/8
V2M37S-2		1.77		
V2M37S-3		1.87		
V2M37S-4		1.97		
V2M37S-5		2.08		
V2M37S-6		2.20		
V2M37S-7		2.34		
V2M37S-8		2.48		
V2M37S-9		2.64		
V2M37S-10		2.80		
V2M37S-11		2.95		
V2M37S-12		3.15		
V2M37S-13		3.35		
V2M37S-14		3.64		
V2M37S-15		3.94		

Other sizes available upon request.

V-BELTS

SERIES	WIDTH	HEIGHT	MATERIALS	BERG'S ® NAME	PULLEY
3V	**1/4"**	**11/32"**	Polyurethane (Red) with 1/32" Dia. Stainless Steel Cable	**POW-R-VEE®**	Operates with Pow-R-Vee 3V Series

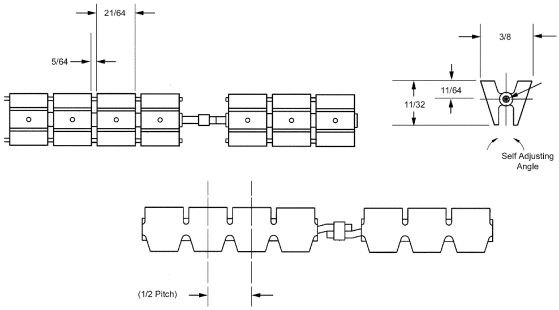

- More sidewall contact
- Less slippage
- Greater power transmission
- Infinite length variations
- Extra strong
- Silent drive
- 90A Durometer
- Weight .60 oz./ft.
- Ultimate Tensile Strength 125 lbs.
- Temperature Range +180°F to -15°F
- Recommended Operating Load 30 lbs.
- Recommended Max. Operating Speed 376 ft./min.
- For Field Splice Kit Order 3V-7.



BULK FOOTAGE - NOT SPLICED	
STOCK NO.	LENGTH
3V-5FT	5 FT
3V-10FT	10 FT
3V-25FT	25 FT
3V-50FT	50 FT
3V-100FT	100 FT

STOCK NO.	LENGTH (Ref.)
3V-12	6.00
3V-13	6.50
3V-14	7.00
3V-15	7.50
3V-16	8.00
3V-17	8.50
3V-18	9.00
3V-19	9.50
3V-20	10.00
3V-21	10.50
3V-22	11.00
3V-23	11.50
3V-24	12.00
3V-25	12.50
3V-26	13.00
3V-27	13.50
3V-28	14.00
3V-29	14.50
3V-30	15.00
3V-31	15.50
3V-32	16.00
3V-33	16.50
3V-34	17.00
3V-35	17.50
3V-36	18.00
3V-37	18.50
3V-38	19.00
3V-39	19.50
3V-40	20.00
3V-41	20.50
3V-42	21.00
3V-43	21.50
3V-44	22.00
3V-45	22.50
3V-46	23.00
3V-47	23.50
3V-48	24.00
3V-49	24.50
3V-50	25.00
3V-51	25.50
3V-52	26.00
3V-53	26.50
3V-54	27.00
3V-55	27.50
3V-56	28.00
3V-57	28.50
3V-58	29.00
3V-59	29.50
3V-60	30.00
3V-61	30.50
3V-62	31.00
3V-63	31.50
3V-64	32.00
3V-65	32.50
3V-66	33.00
3V-67	33.50
3V-68	34.00
3V-69	34.50
3V-70	35.00
3V-71	35.50
3V-72	36.00
3V-74	37.00

V-BELT PULLEYS

SERIES	BORE	MATERIALS	BERG'S ® NAME	BELT
3V	**1/4"**	Die Cast Zinc Alloy	**Pow-R-Vee®**	Operates with Pow-R-Vee 3V Series (3/8"W X 11/32"D)

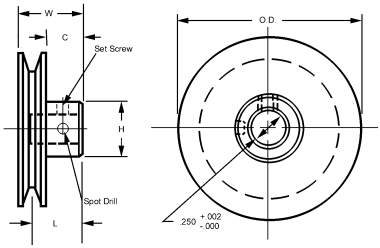

STOCK NO.	O.D. ± 5/64	W	C	L	H
V3-150-2 V3-200-2	1-1/2 2	1	1/2	7/8	15/16 1

All pulleys have set screws supplied.
Other bore sizes and keyways are available upon request.

SERIES	BORE	MATERIALS	BERG'S ® NAME	BELT
3V	**3/8"**	Die Cast Zinc Alloy	**Pow-R-Vee®**	Operates with Pow-R-Vee 3V Series (3/8"W X 11/32"D)

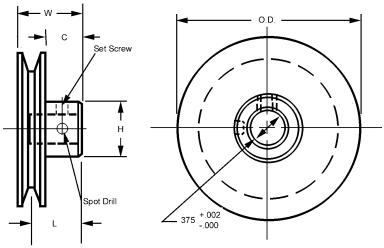

STOCK NO.	O.D. ± 5/64	W	C	L	H
V3-150-3 V3-200-3 V3-250-3 V3-300-3 V3-350-3 V3-400-3	1-1/2 2 2-1/2 3 3-1/2 4	1	1/2	7/8	15/16 1 1-1/8 1-1/8 1-1/8 1-1/8

All pulleys have set screws supplied.
Other bore sizes and keyways are available upon request.

V-BELT PULLEYS

SERIES	BORE	MATERIALS	BERG'S ® NAME	BELT
3V	**1/2"**	Die Cast Zinc Alloy	**Pow-R-Vee®**	Operates with Pow-R-Vee 3V Series (3/8"W X 11/32"D)

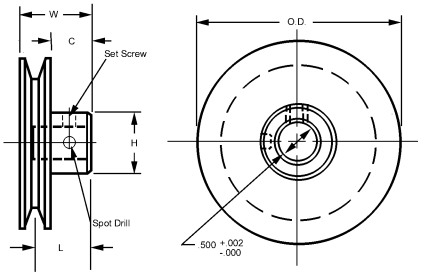

STOCK NO.	O.D. ± 5/64	W	C	L	H
V3-150-4	1-1/2	1	1/2	7/8	15/16
V3-200-4	2				1
V3-250-4	2-1/2				1-1/8
V3-300-4	3				1-1/8
V3-350-4	3-1/2				1-1/8
V3-400-4	4				1-1/8

All pulleys have set screws supplied.
Other bore sizes and keyways are available upon request.

SERIES	BORE	MATERIALS	BERG'S ® NAME	BELT
3V	**5/8"**	Die Cast Zinc Alloy	**Pow-R-Vee®**	Operates with Pow-R-Vee 3V Series (3/8"W X 11/32"D)

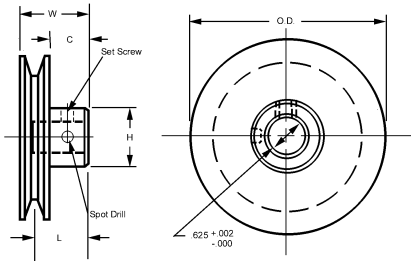

STOCK NO.	O.D. ± 5/64	W	C	L	H
V3-200-5	2	1	1/2	7/8	1
V3-250-5	2-1/2				1-1/8
V3-300-5	3				1-1/8
V3-350-5	3-1/2				1-1/8
V3-400-5	4				1-1/8

All pulleys have set screws supplied.
Other bore sizes and keyways are available upon request.

V-BELTS

SERIES	WIDTH	HEIGHT	MATERIALS	BERG'S ® NAME	PULLEY
4V	**1/2"**	**7/16"**	Polyurethane (Blue) with 1/16" Dia. Stainless Steel Cable	**POW-R-VEE®**	Operates with Pow-R-Vee 4V Series

A

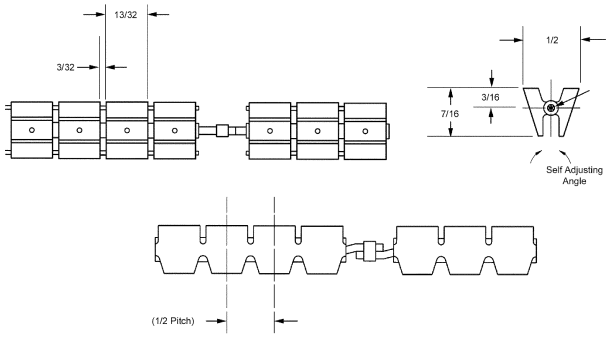

- More sidewall contact
- Less slippage
- Greater power transmission
- Infinite length variations
- Extra strong
- Silent drive
- 90A Durometer
- Weight 1.1 oz./ft.
- Ultimate Tensile Strength 200 lbs.
- Temperature Range +180°F to -15°F
- Recommended Operating Load 50 lbs.
- Recommended Max. Operating Speed 376 ft./min.
- For Field Splice Kit Order 4V-7.



BULK FOOTAGE - NOT SPLICED	
STOCK NO.	LENGTH
4V-5FT	5 FT
4V-10FT	10 FT
4V-25FT	25 FT
4V-50FT	50 FT
4V-100FT	100 FT

STOCK NO.	LENGTH (Ref.)
4V-15	7.50
4V-16	8.00
4V-17	8.50
4V-18	9.00
4V-19	9.50
4V-20	10.00
4V-21	10.50
4V-22	11.00
4V-23	11.50
4V-24	12.00
4V-25	12.50
4V-26	13.00
4V-27	13.50
4V-28	14.00
4V-29	14.50
4V-30	15.00
4V-31	15.50
4V-32	16.00
4V-33	16.50
4V-34	17.00
4V-35	17.50
4V-36	18.00
4V-37	18.50
4V-38	19.00
4V-39	19.50
4V-40	20.00
4V-41	20.50
4V-42	21.00
4V-43	21.50
4V-44	22.00
4V-45	22.50
4V-46	23.00
4V-47	23.50
4V-48	24.00
4V-49	24.50
4V-50	25.00
4V-51	25.50
4V-52	26.00
4V-53	26.50
4V-54	27.00
4V-55	27.50
4V-56	28.00
4V-57	28.50
4V-58	29.00
4V-59	29.50
4V-60	30.00
4V-61	30.50
4V-62	31.00
4V-63	31.50
4V-64	32.00
4V-65	32.50
4V-66	33.00
4V-67	33.50
4V-68	34.00
4V-69	34.50
4V-70	35.00
4V-72	36.00
4V-74	37.00
4V-76	38.00
4V-78	39.00
4V-80	40.00
4V-82	41.00
4V-84	42.00
4V-86	43.00
4V-88	44.00
4V-90	45.00
4V-92	46.00
4V-96	48.00

V-BELT PULLEYS

SERIES	BORE	MATERIALS	BERG'S ® NAME	BELT
4V	**3/8"**	Die Cast Zinc Alloy	**Pow-R-Vee®**	Operates with Pow-R-Vee 4V Series (1/2"W X 13/32"D)

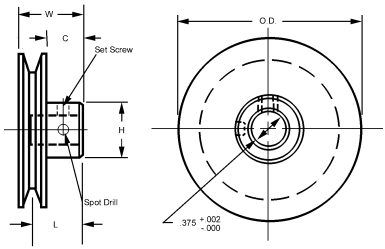

STOCK NO.	O.D. ± 5/64	W	C	L	H
V4-150-3	1-1/2	1-1/8	1/2	1	7/8
V4-175-3	1-3/4				1-1/16
V4-200-3	2				1-1/8
V4-225-3	2-1/4				1-1/8
V4-250-3	2-1/2				1-1/8

All pulleys have set screws supplied.
Other bore sizes and keyways are available upon request.

SERIES	BORE	MATERIALS	BERG'S ® NAME	BELT
4V	**1/2"**	Die Cast Zinc Alloy	**Pow-R-Vee®**	Operates with Pow-R-Vee 4V Series (1/2"W X 13/32"D)

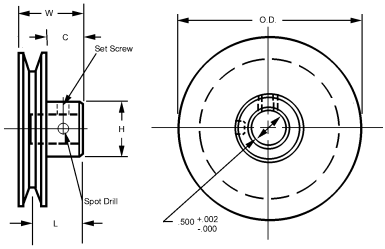

STOCK NO.	O.D. ± 5/64	W	C	L	H
V4-150-4	1-1/2	1-1/8	1/2	1	7/8
V4-175-4	1-3/4	1-1/8	1/2	1	1-1/16
V4-200-4	2	1-1/8	1/2	1	1-1/8
V4-225-4	2-1/4	1-1/8	1/2	1	1-1/8
V4-250-4	2-1/2	1-1/8	1/2	1	1-1/8
V4-300-4	3	1-1/8	1/2	1-1/8	1-1/4
V4-325-4	3-1/4	1-3/16	1/2	1-1/8	1-1/4
V4-350-4	3-1/2	1-1/4	5/8	1-1/8	1-1/4
V4-400-4	4	1-1/4	5/8	1-1/8	1-1/4
V4-500-4	5	1-3/8	7/8	1-3/16	1-9/16
V4-600-4	6	1-1/2	7/8	1-5/16	1-9/16
V4-700-4	7	1-1/2	7/8	1-5/16	1-9/16
V4-800-4	8	1-1/2	7/8	1-11/32	1-3/8
V4-900-4	9	1-1/2	13/16	1-11/32	2-1/16
V4-1000-4	10	1-1/2	13/16	1-11/32	2-1/16

All pulleys have set screws supplied.
Other bore sizes and keyways are available upon request.

SERIES	BORE	MATERIALS	BERG'S ® NAME	BELT
4V	**5/8"**	Die Cast Zinc Alloy	**Pow-R-Vee®**	Operates with Pow-R-Vee 4V Series (1/2"W X 13/32"D)

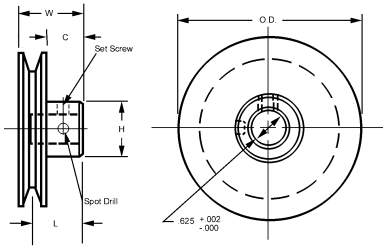

STOCK NO.	O.D. ± 5/64	W	C	L	H
V4-175-5	1-3/4	1-1/8	1/2	1	1-1/16
V4-200-5	2•	1-1/8	1/2	1	1-1/8
V4-225-5	2-1/4•	1-1/8	1/2	1	1-1/8
V4-250-5	2-1/2•	1-1/8	1/2	1	1-1/8
V4-300-5	3•	1-1/8	1/2	1-1/8	1-1/4
V4-325-5	3-1/4•	1-3/16	1/2	1-1/8	1-1/4
V4-350-5	3-1/2•	1-1/4	5/8	1-1/8	1-1/4
V4-400-5	4•	1-1/4	5/8	1-1/8	1-1/4
V4-500-5	5•	1-3/8	7/8	1-3/16	1-9/16
V4-600-5	6•	1-1/2	7/8	1-5/16	1-9/16
V4-700-5	7•	1-1/2	7/8	1-5/16	1-9/16
V4-800-5	8•	1-1/2	7/8	1-11/32	1-3/8
V4-900-5	9•	1-1/2	13/16	1-11/32	2-1/16
V4-1000-5	10•	1-1/2	13/16	1-11/32	2-1/16

• Keyway Supplied 3/16" - 3/32"
All pulleys have set screws supplied.
Other bore sizes and keyways are available upon request.

V-BELTS

SERIES	WIDTH	HEIGHT	MATERIALS	BERG'S ® NAME	PULLEY
5V	**21/32"**	**1/2"**	Polyurethane (Yellow) with 5/64" Dia. Stainless Steel Cable	**POW-R-VEE®**	Operates with Pow-R-Vee 5V Series

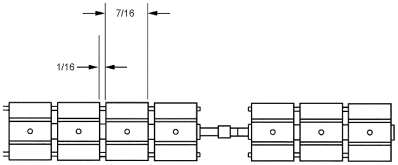

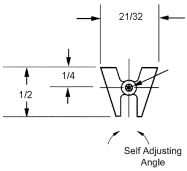

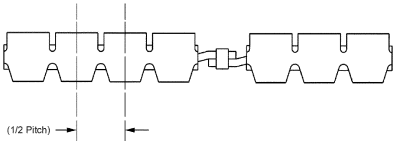

- More sidewall contact
- Less slippage
- Greater power transmission
- Infinite length variations
- Extra strong
- Silent drive
- 90A Durometer
- Weight 1.1 oz./ft.
- Ultimate Tensile Strength 350 lbs.
- Temperature Range +180°F to -15°F
- Recommended Operating Load 85 lbs.
- Recommended Max. Operating Speed 376 ft./min.
- For Field Splice Kit Order 5V-7.



BULK FOOTAGE - NOT SPLICED	
STOCK NO.	LENGTH
5V-5FT	5 FT
5V-10FT	10 FT
5V-25FT	25 FT
5V-50FT	50 FT
5V-100FT	100 FT

STOCK NO.	LENGTH (Ref.)
5V-15	7.50
5V-16	8.00
5V-17	8.50
5V-18	9.00
5V-19	9.50
5V-20	10.00
5V-21	10.50
5V-22	11.00
5V-23	11.50
5V-24	12.00
5V-25	12.50
5V-26	13.00
5V-27	13.50
5V-28	14.00
5V-29	14.50
5V-30	15.00
5V-31	15.50
5V-32	16.00
5V-33	16.50
5V-34	17.00
5V-35	17.50
5V-36	18.00
5V-37	18.50
5V-38	19.00
5V-39	19.50
5V-40	20.00
5V-41	20.50
5V-42	21.00
5V-43	21.50
5V-44	22.00
5V-45	22.50
5V-46	23.00
5V-47	23.50
5V-48	24.00
5V-49	24.50
5V-50	25.00
5V-51	25.50
5V-52	26.00
5V-53	26.50
5V-54	27.00
5V-55	27.50
5V-56	28.00
5V-57	28.50
5V-58	29.00
5V-59	29.50
5V-60	30.00
5V-61	30.50
5V-62	31.00
5V-63	31.50
5V-64	32.00
5V-65	32.50
5V-66	33.00
5V-67	33.50
5V-68	34.00
5V-69	34.50
5V-70	35.00
5V-72	36.00
5V-74	37.00
5V-76	38.00
5V-78	39.00
5V-80	40.00
5V-82	41.00
5V-84	42.00
5V-86	43.00
5V-88	44.00
5V-90	45.00
5V-92	46.00
5V-96	48.00

V-BELT PULLEYS

SERIES	BORE	MATERIALS	BERG'S ® NAME	BELT
5V	**1/2"**	Die Cast Zinc Alloy	**Pow-R-Vee®**	Operates with Pow-R-Vee 5V Series (21/32"W X 1/2"D)

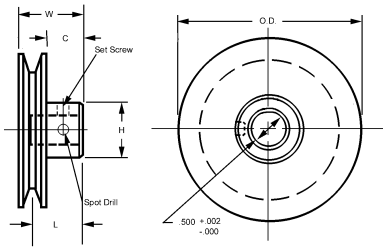

STOCK NO.	O.D. ± 5/64	W	C	L	H
V5-200-4	2	1-1/4	1/2	1-1/8	1-1/8
V5-225-4	2-1/4	1-1/4	3/8	1	1-1/8
V5-250-4	2-1/2	1-1/4	3/8	1	1-1/4
V5-275-4	2-3/4	1-1/4	1/2	1	1-1/4
V5-300-4	3	1-7/16	518	1-1/8	1-1/4
V5-325-4	3-1/4	1-1/4	1/2	1-1/8	1-1/4
V5-350-4	3-1/2	1-3/8	5/8	1-1/8	1-1/4
V5-400-4	4	1-3/8	5/8	1-1/8	1-5/16
V5-450-4	4-1/2	1-3/8	5/8	1-1/8	1-5/16
V5-500-4	5	1-9/16	3/4	1-5/16	1-3/8
V5-600-4	6	1-5/8	3/4	1-3/8	2-1/16

All pulleys have set screws supplied.
Other bore sizes and keyways are available upon request.

SERIES	BORE	MATERIALS	BERG'S ® NAME	BELT
5V	**5/8"**	Die Cast Zinc Alloy	**Pow-R-Vee®**	Operates with Pow-R-Vee 5V Series (21/32"W X 1/2"D)

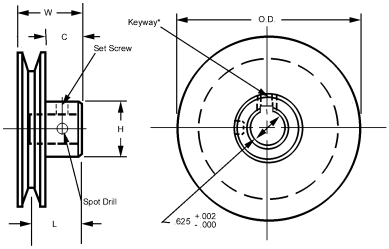

STOCK NO.	O.D. ± 5/64	W	C	L	H
V5-200-5	2	1-1/4	1/2	1-1/8	1-1/8
V5-225-5	2-1/4	1-1/4	3/8	1	1-1/8
V5-250-5	2-1/2	1-1/4	3/8	1	1-1/4
V5-275-5	2-3/4	1-1/4	1/2	1	1-1/4
V5-300-5	3	1-7/16	518	1-1/8	1-1/4
V5-325-5	3-1/4	1-1/4	1/2	1-1/8	1-1/4
V5-350-5	3-1/2	1-3/8	5/8	1-1/8	1-1/4
V5-500-5	4	1-3/8	5/8	1-1/8	1-5/16
V5-550-5	4-1/2	1-3/8	5/8	1-1/8	1-5/16
V5-500-5	5	1-9/16	3/4	1-5/16	1-3/8
V5-600-5	6	1-5/8	3/4	1-3/8	2-1/16

*5/8" Bore Pulleys have a 3/16 x 3/32 keyway.
All pulleys have set screws supplied.
Other bore sizes and keyways are available upon request.

V-BELT PULLEYS

SERIES	BORE	MATERIALS	BERG'S ® NAME	BELT
5V	**3/4"**	Die Cast Zinc Alloy	**Pow-R-Vee®**	Operates with Pow-R-Vee 5V Series (21/32"W X 1/2"D)

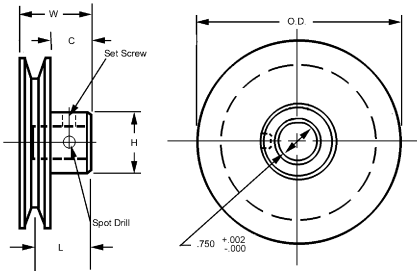

STOCK NO.	O.D. ± 5/64	W	C	L	H
V5-225-6	2-1/4	1-1/4	3/8	1	1-1/8
V5-250-6	2-1/2	1-1/4	3/8	1	1-1/4
V5-275-6	2-3/4	1-1/4	1/2	1	1-1/4
V5-300-6	3	1-7/16	518	1-1/8	1-1/4
V5-325-6	3-1/4	1-1/4	1/2	1-1/8	1-1/4
V5-350-6	3-1/2	1-3/8	5/8	1-1/8	1-1/4
V5-400-6	4	1-3/8	5/8	1-1/8	1-5/16
V5-650-6	4-1/2	1-3/8	5/8	1-1/8	1-5/16
V5-500-6	5	1-9/16	3/4	1-5/16	1-3/8
V5-600-6	6	1-5/8	3/4	1-3/8	2-1/16

* 3\4" Bore Pulleys have a 3/16 x 3/32 keyway.
All pulleys have set screws supplied.
Other bore sizes and keyways are available upon request.

SERIES	BORE	MATERIALS	BERG'S ® NAME	BELT
5V	**1"**	Die Cast Zinc Alloy	**Pow-R-Vee®**	Operates with Pow-R-Vee 5V Series (21/32"W X 1/2"D)

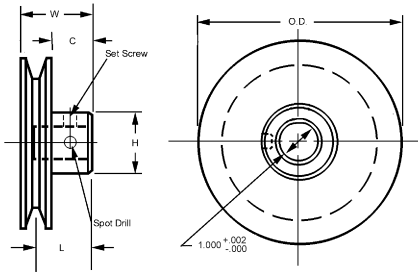

STOCK NO.	O.D. ± 5/64	W	C	L	H
V5-500-8	5	1-9/16	3/4	1-5/16	1-3/8
V5-600-8	6	1-5/8	3/4	1-3/8	2-1/16

*1" Bore Pulleys have a 1/4 X 1/8 keyway.
All pulleys have set screws supplied.
Other bore sizes and keyways are available upon request.

FIELD SPLICE KITS

Splicing Procedures:

1. Cut BERG “Pow-R-Vee" sharp and square as shown, using cutter, to desired number of blocks, plus one block.

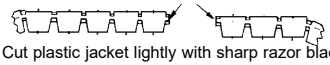

Razor Blade

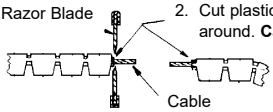

Cable

2. Cut plastic jacket lightly with sharp razor blade close to block as shown all around. **Caution:** Do not cut or nick cable. Strip or twist off block carefully.
3. Slide stripped cable into oval splice bushing carefully. **Caution:** Do not fray cable. Feed cable into chamfered end of bushing last.

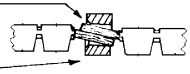

4. Center bushing and be certain belt is straight before crimping.
5. Position crimp tool over splice bushing and squeeze tightly for maximum splice strength.

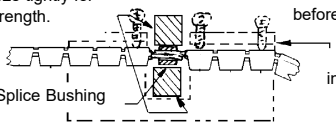

Clamp ends of V-Belt into fixture before Crimping

Splice Bushing

Cable Cutter

BELT SERIES	STOCK NUMBER	FIELD SPLICE KIT AND ACCESSORIES
2V 3V 4V 5V	2V-7 3V-7 4V-7 5V-7	Complete Kit Consists of: Crimp Tool, Crimp Fixture, Sample Belt Cable Cutter, Bushings, Razor Blades & Instructions
	TL-3 TL-3 TL-6	Crimp Tool for 2V Crimp Tool for 3V Crimp Tool for 4V AND 5V
	BU-032-S BU-046-S BU-062-C BU-078-S	Extra Splice Bushings for: 2V (1/32" Dia. Cable) 3V (3/64" Dia. Cable) 4V (1/16" Dia. Cable) 5V (5/64" Dia. Cable)
	TL-1 TL-2	Cable Cutter for up to 3/64" Cable Cable Cutter for up to 5/64" Cable

Crimp Tool



Patented

Field Splices offer only 50% of Catalog Rated Loads

W. M. Berg, Inc. will factory splice to order any length belt at a nominal charge.



60° V-BELTS

SERIES	WIDTH	HEIGHT	MATERIALS	BERG'S ® NAME	PULLEY
V3M	**1/8"**	**3/32"**	Polyurethane (Black)	**V-Flex**	Operates with V3M Series

A

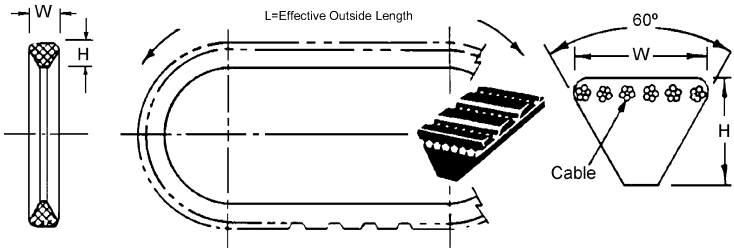

STOCK NO.	L (CIR.)
V3M180	7.09
V3M185	7.28
V3M190	7.48
V3M195	7.68
V3M200	7.87
V3M206	8.11
V3M212	8.35
V3M218	8.58
V3M224	8.82
V3M230	9.06
V3M243	9.57
V3M250	9.84
V3M265	10.43
V3M280	11.02
V3M300	11.81
V3M315	12.40
V3M325	12.80
V3M345	13.58
V3M365	14.37
V3M400	15.75
V3M425	16.73
V3M450	17.72
V3M475	18.70
V3M500	19.69
V3M530	20.87
V3M560	22.05
V3M600	23.62
V3M650	23.59
V3M710	27.95
V3M750	29.53

RPM Of Faster Shaft	Horsepower Ratings for 5000-10,000 Hours Service Life Range											
	V3M Small Sheave Diameter											
	.67	.71	.75	.79	.83	.88	.93	.98	1.04	1.10	1.17	1.24
200	.016	.019	.022	.024	.027	.031	.035	.039	.043	.048	.056	.059
400	.028	.033	.038	.044	.049	.056	.063	.070	.079	.088	.098	.11
600	.039	.046	.053	.061	.068	.078	.088	.099	.11	.12	.14	.15
800	.048	.057	.067	.076	.086	.099	.11	.13	.14	.16	.18	.20
1000	.057	.068	.079	.091	.10	.12	.13	.15	.17	.19	.21	.23
2000	-	.11	.13	.15	.17	.20	.23	.26	.29	.33	.37	.41
3000	-	-	.17	.20	.23	.27	.31	.35	.39	.44	.50	.55
4000	-	-	-	.23	.27	.32	.37	.42	.48	.54	.61	.68
5000	-	-	-	-	.31	.37	.42	.48	.55	.62	.70	.79

SERVICE FACTORS

Typical Units	Service Factor
Office Machines	1.2
Machine Tools	1.4
Woodworking Machines	1.5
Washing Machine Tumblers & Agitators	1.3
Dry Cleaning Tumblers	1.3
Clothes Dryer Tumblers	1.3
Ironers	1.0
Fans	1.0
Pumps:	
Centrifugal	1.1
Gear	1.3
Reciprocating	1.5
Compressors:	
Reciprocating	1.5
Rotary	1.3
Generators:	
Smooth Load	1.3
Welders	1.5
Lawn Mowers	1.5
Snow Blowers	1.5

Design Horsepower = (Service Factor) x (Horsepower Requirement)

- Superior Horsepower Life on smaller Diameter Sheaves
- More Compact Drives
- Smoother Running
- Last three digits in the Stock No. represent length in Millimeter

60° V-BELTS

SERIES	WIDTH	HEIGHT	MATERIALS	BERG'S ® NAME	PULLEY
V5M	**3/16"**	**1/8"**	Polyurethane (Black)	**V-Flex**	Operates with V5M Series

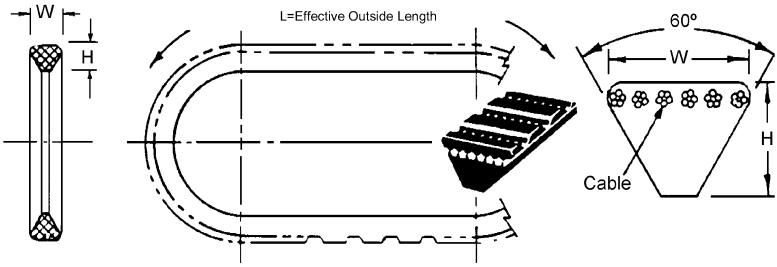

STOCK NO.	L (CIR.)
V5M280	11.02
V5M290	11.42
V5M300	11.81
V5M307	12.09
V5M315	12.40
V5M325	12.80
V5M335	13.19
V5M345	13.58
V5M375	14.76
V5M400	15.75
V5M425	16.73
V5M450	17.72
V5M475	18.70
V5M500	19.69
V5M530	20.87
V5M560	22.05
V5M580	22.83
V5M600	23.62
V5M650	23.59
V5M690	27.17
V5M750	29.53
V5M800	31.50
V5M850	33.46
V5M900	35.43
V5M950	37.40
V5M1000	39.37
V5M1060	41.73
V5M1250	49.21
V5M1400	55.12
V5M1500	59.06

RPM Of Faster Shaft	Horsepower Ratings for 5000-10,000 Hours Service Life Range											
	V5M Small Sheave Diameter											
	.04	1.10	1.17	1.24	1.32	1.40	1.48	1.57	1.67	1.77	1.87	1.97
200	.053	.061	.071	.081	.092	.10	.12	.13	.15	.16	.18	.20
400	.007	.11	.13	.14	.17	.19	.22	.24	.27	.30	.33	.36
600	.15	.16	.18	.21	.24	.27	.31	.34	.39	.43	.47	.52
800	.17	.20	.23	.27	.31	.35	.39	.44	.50	.55	.61	.66
1000	.20	.24	.28	.32	.37	.42	.47	.53	.60	.67	.74	.80
2000	.35	.41	.48	.56	.65	.74	.83	.94	1.06	1.18	1.30	1.42
3000	.46	.55	.65	.76	.88	1.01	1.14	1.28	1.45	1.61	1.78	1.95
4000	-	.66	.80	.93	1.08	1.24	1.40	1.59	1.79	2.00	2.22	2.43
5000	-	-	.92	1.08	1.26	1.45	1.64	1.86	2.11	2.36	2.61	2.87

SERVICE FACTORS

Typical Units	Service Factor
Office Machines	1.2
Machine Tools	1.4
Woodworking Machines	1.5
Washing Machine Tumblers & Agitators	1.3
Dry Cleaning Tumblers	1.3
Clothes Dryer Tumblers	1.3
Ironers	1.0
Fans	1.0
Pumps:	
Centrifugal	1.1
Gear	1.3
Reciprocating	1.5
Compressors:	
Reciprocating	1.5
Rotary	1.3
Generators:	
Smooth Load	1.3
Welders	1.5
Lawn Mowers	1.5
Snow Blowers	1.5

Design Horsepower = (Service Factor) x (Horsepower Requirement)

- Superior Horsepower Life on smaller Diameter Sheaves
- More Compact Drives
- Smoother Running
- Last three digits in the Stock No. represent length in Millimeter

60° V-BELTS

SERIES	WIDTH	HEIGHT	MATERIALS	BERG'S ® NAME	PULLEY
V7M	**5/16"**	**7/32"**	Polyurethane (Black)	**V-Flex**	Operates with V7M Series

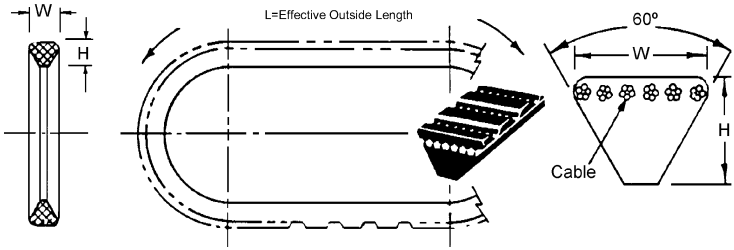

STOCK NO.	L (CIR.)
V7M500	19.69
V7M515	20.28
V7M530	20.87
V7M545	21.46
V7M560	22.05
V7M580	22.83
V7M600	23.62
V7M615	24.21
V7M650	23.59
V7M690	27.17
V7M710	27.95
V7M750	29.53
V7M800	31.50
V7M850	33.46
V7M900	35.43
V7M950	37.40
V7M1000	39.37
V7M1060	41.73
V7M1120	44.09
V7M1180	46.46
V7M1250	49.21
V7M1320	51.97
V7M1400	55.12
V7M1500	59.06
V7M1600	62.99
V7M1700	66.93
V7M1800	70.87
V7M1900	74.80
V7M2000	78.74
V7M2120	83.46
V7M2300	90.55

RPM Of Faster Shaft	Horsepower Ratings for 5000-10,000 Hours Service Life Range											
	V7M Small Sheave Diameter											
	1.67	1.77	1.87	1.97	2.08	2.20	2.34	2.48	2.64	2.80	2.95	3.15
200	.16	.19	.21	.24	.27	.30	.34	.38	.42	.47	.51	.57
400	.30	.34	.39	.44	.49	.55	.63	.70	.78	.87	.95	1.05
600	.42	.49	.56	.62	.70	.79	.89	1.00	1.12	1.24	1.35	1.50
800	.54	.62	.71	.80	.90	1.01	1.14	1.27	1.43	1.59	1.73	1.93
1000	.64	.75	.85	.96	1.08	1.22	1.38	1.54	1.73	1.91	2.09	2.33
2000	1.10	1.29	1.48	1.68	1.89	22.13	2.42	2.71	3.04	3.37	3.69	4.11
3000	1.47	1.73	2.00	2.27	2.57	2.91	3.30	3.71	4.17	4.64	5.08	5.67
4000	1.78	2.11	2.44	2.79	3.17	3.59	4.10	4.61	5.20	5.79	6.36	7.11
5000	2.03	2.43	2.83	3.24	3.70	4.21	4.82	5.43	6.14	6.86	7.53	8.43

SERVICE FACTORS

Typical Units	Service Factor
Office Machines	1.2
Machine Tools	1.4
Woodworking Machines	1.5
Washing Machine Tumblers & Agitators	1.3
Dry Cleaning Tumblers	1.3
Clothes Dryer Tumblers	1.3
Ironers	1.0
Fans	1.0
Pumps:	
Centrifugal	1.1
Gear	1.3
Reciprocating	1.5
Compressors:	
Reciprocating	1.5
Rotary	1.3
Generators:	
Smooth Load	1.3
Welders	1.5
Lawn Mowers	1.5
Snow Blowers	1.5

Design Horsepower = (Service Factor) x (Horsepower Requirement)

- Superior Horsepower Life on smaller Diameter Sheaves
- More Compact Drives
- Smoother Running
- Last three digits in the Stock No. represent length in Millimeter

60° V-BELT PULLEYS

BORE	STYLE	MATERIALS	BERG'S ® NAME	BELT
1/8"	**PIN HUB SINGLE GROOVE**	303 Stainless Steel	**V-Flex**	Operates with V3M Series

STOCK NO.	B	O.D.	F	H	L
V3M14S-1	(1/8) .1248	.67	3/16	5/16	3/8
V3M14S-2		.75			
V3M14S-3		.83			
V3M14S-4		.93			
V3M14S-5		1.04			
V3M14S-6		1.17			
V3M14S-7		1.24			

BORE	STYLE	MATERIALS	BERG'S ® NAME	BELT
3/16"	**PIN HUB SINGLE GROOVE**	303 Stainless Steel	**V-Flex**	Operates with V3M Series

STOCK NO.	B	O.D.	F	H	L
V3M21S-1	(3/16) .1873	.67	3/16	3/8	13/32
V3M21S-2		.75			
V3M21S-3		.83			
V3M21S-4		.93			
V3M21S-5		1.04			
V3M21S-6		1.17			
V3M21S-7		1.24			

BORE	STYLE	MATERIALS	BERG'S ® NAME	BELT
1/4"	**PIN HUB SINGLE GROOVE**	303 Stainless Steel	**V-Flex**	Operates with V3M Series

STOCK NO.	B	O.D.	F	H	L
V3M28S-1	(1/4) .2498	.67	3/16	1/2	7/16
V3M28S-2		.75			
V3M28S-3		.79			
V3M28S-4		.88			
V3M28S-5		.93			
V3M28S-6		.98			
V3M28S-7		1.04			
V3M28S-8		1.10			
V3M28S-9		1.17			
V3M28S-10		1.24			
V3M28S-11		1.57			
V3M28S-12		1.97			
V3M28S-13		2.48			
V3M28S-14		3.15			
V3M28S-15		3.94			

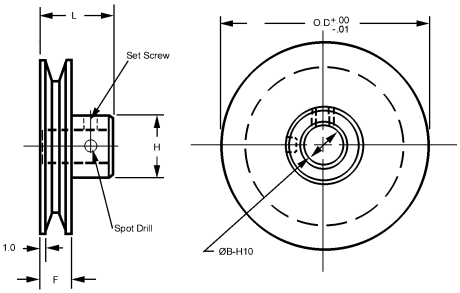

60° V-BELT PULLEYS

BORE	STYLE	MATERIALS	BERG'S ® NAME	BELT
5/16"	**PIN HUB SINGLE GROOVE**	303 Stainless Steel	**V-Flex**	Operates with V5M Series

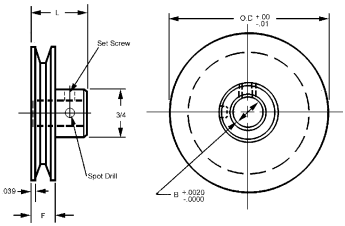

STOCK NO.	B	H	O.D.	F	L
V5M33S-1	.3123 (5/16)	3/4	1.04	1/4	5/8
V5M33S-2			1.10		
V5M33S-3			1.17		
V5M33S-4			1.24		
V5M33S-5			1.32		
V5M33S-6			1.40		
V5M33S-7			1.48		
V5M33S-8			1.57		
V5M33S-9			1.67		
V5M33S-10			1.77		
V5M33S-11			1.87		
V5M33S-12			1.97		
V5M33S-13			2.48		
V5M33S-14			3.15		
V5M33S-15			3.94		

Special sizes are available upon request.

BORE	STYLE	MATERIALS	BERG'S ® NAME	BELT
3/8"	**PIN HUB SINGLE GROOVE**	303 Stainless Steel	**V-Flex**	Operates with V5M Series

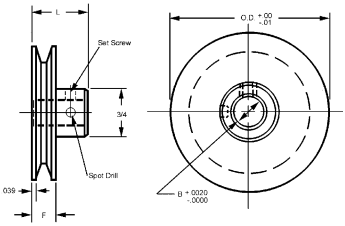

STOCK NO.	B	H	O.D.	F	L
V5M47S-1	.3748 (3/8)	3/4	1.04	1/4	5/8
V5M47S-2			1.10		
V5M47S-3			1.17		
V5M47S-4			1.24		
V5M47S-5			1.32		
V5M47S-6			1.40		
V5M47S-7			1.48		
V5M47S-8			1.57		
V5M47S-9			1.67		
V5M47S-10			1.77		
V5M47S-11			1.87		
V5M47S-12			1.97		
V5M47S-13			2.48		
V5M47S-14			3.15		
V5M47S-15			3.94		

Special sizes are available upon request.

60° V-BELT PULLEYS

BORE	STYLE	MATERIALS	BERG'S ® NAME	BELT
3/8"	**PIN HUB SINGLE GROOVE**	303 Stainless Steel	**V-Flex**	Operates with V7M Series

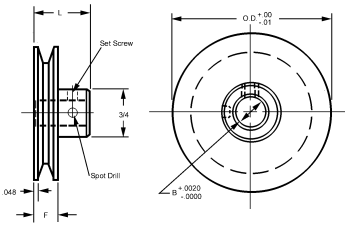

STOCK NO.	B	H	O.D.	F	L
V7M35S-1	.3748 (3/8)	3/4	1.67	3/8	7/8
V7M35S-2			1.77		
V7M35S-3			1.87		
V7M35S-4			1.97		
V7M35S-5			2.08		
V7M35S-6			2.20		
V7M35S-7			2.34		
V7M35S-8			2.48		
V7M35S-9			2.64		
V7M35S-10			2.80		
V7M35S-11			2.95		
V7M35S-12			3.15		
V7M35S-13			3.35		
V7M35S-14			3.64		
V7M35S-15			3.94		

Special sizes are available upon request.

BORE	STYLE	MATERIALS	BERG'S ® NAME	BELT
1/2"	**PIN HUB SINGLE GROOVE**	303 Stainless Steel	**V-Flex**	Operates with V7M Series

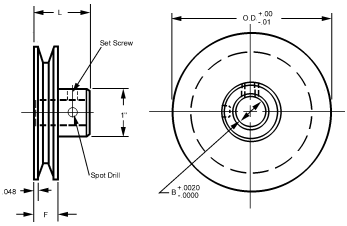

STOCK NO.	B	H	O.D.	F	L
V7M37S-1	.4998 (1/2)	1	1.67	3/8	7/8
V7M37S-2			1.77		
V7M37S-3			1.87		
V7M37S-4			1.97		
V7M37S-5			2.08		
V7M37S-6			2.20		
V7M37S-7			2.34		
V7M37S-8			2.48		
V7M37S-9			2.64		
V7M37S-10			2.80		
V7M37S-11			2.95		
V7M37S-12			3.15		
V7M37S-13			3.35		
V7M37S-14			3.64		
V7M37S-15			3.94		

Special sizes are available upon request.

60° V-BELT CORDS

TYPE	MATERIALS	TEMPERATURE RANGE
Heat Spliceable	Extruded Polyurethane 83A	-40° to +180°

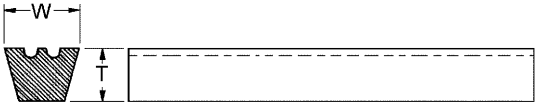

STOCK NO.	STANDARD BELT SIZE	W	T	USE WITH PULLEY SERIES
STS-V-1/FT	3L	3/8	7/32	V3-
STS-V-2/FT	A	1/2	5/16	V4-
STS-V-3/FT	B	21/32	13/32	V5-
STS-V-4/FT	C	7/8	17/32	-

- Coreless
- Ideal for odd sizes

Splice to suit. Order Berg heat splice tool Berg P/N STS-U-5.
For a nominal charge, we will splice belting to your specific requirements.

Sold in 5, 10, 25 and 50 foot reels.

NOTE: To order specific number and footage see below.
Example: STS-V-2/###Ft.

Stock No.

Be certain to indicate footage after / (slash) when ordering.

O-RING CORDS

TYPE	MATERIALS	TEMPERATURE RANGE
Heat Spliceable	Extruded Polyurethane 83A	-40° to +180°

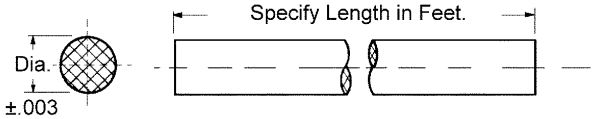

STOCK NO.	DIAMETER (ACTUAL)	FRACTIONAL SIZE
STS-C-1/FT	.062	1/16
STS-C-2/FT	.070	1/16
STS-C-3/FT	.103	3/32
STS-C-4/FT	.125	1/8
STS-C-6/FT	.187	3/16
STS-C-7/FT	.210	3/16
STS-C-9/FT	.250	1/4
STS-C-11/FT	.312	5/16
STS-C-12/FT	.375	3/8

Heat seal within temperatures from 525°F to 575°F.
Splices into endless belts with Berg's heat splice tool Berg P/N STS-U-5
Special O-Rings spliced at a nominal charge.

NOTE: To order specific number and footage see below.
Example: STS-C-2/###Ft.

Stock No.

Be certain to indicate footage after / (slash) when ordering.

O-RING BELTS

70A DUROMETER

DIAMETER	MATERIALS	TEMPERATURE RANGE
3/64" (Cross Section)	**ELASTOMER COMPOUND BUNA-N**	-40° to +180°

- Low break-away friction
- No extrusion
- Higher temperature resistance
- No back up rings required
- Low permanent set
- No cold flow
- No special tool required
- STS-70 series stretch is 15% of belt length for proper tension.

STOCK NO.	NOMINAL SIZES			ACTUAL SIZES		
	D	I.D.	O.D.	D	I.D.	I.D. TOL.
STS-70-101	3/64	1/32	7/64	.040	.029	±.004
STS-70-102		3/64	9/64	.050 ±.003	.042	

DIAMETER	MATERIALS	TEMPERATURE RANGE	PULLEY
1/16" (Cross Section)	**ELASTOMER COMPOUND BUNA-N**	-40° to +180°	Operates with Grooved Pulley PG1 Series.

- Low break-away friction
- No extrusion
- Higher temperature resistance
- No back up rings required
- Low permanent set
- No cold flow
- No special tool required
- STS-70 series stretch is 15% of belt length for proper tension.

* Use in systems with variable center distance.

STOCK NO.	NOMINAL SIZES			ACTUAL SIZES		
	D	I.D.	O.D.	D	I.D.	I.D. TOL.
STS-70-203	1/16	1/16	11/64	.060 ±.003	.056	±.004
STS-70-204	1/16	5/64	7/32	.070 ±.003	.070	±.005
STS-70-205		3/32	15/64		.101	
STS-70-207		5/32	9/32		.145	
STS-70-208		3/16	5/16		.176	
STS-70-209		7/32	11/32		.208	
STS-70-210		1/4	3/8		.239	
STS-70-211		5/16	7/16		.301	
STS-70-212		3/8	1/2		.364	
STS-70-213		7/16	9/16		.426	
STS-70-214		1/2	5/8		.489	
STS-70-215		9/16	11/16		.551	
STS-70-216		5/8	3/4		.614	
STS-70-217		11/16	13/16		.676	
STS-70-218		3/4	7/8		.739	
STS-70-219	1/16	13/16	15/16	.070 ±.003	.801	±.006
STS-70-220		7/8	1		.864	
STS-70-221		15/16	1-1/16		.962	
STS-90-222		1	1-1/8		.989	
STS-70-224		1-1/8	1-1/4		1.114	
STS-70-225		1-3/16	1-5/16		1.176	
STS-70-226		1-1/4	1-3/8		1.239	
STS-70-228		1-3/8	1-1/2		1.364	
STS-70-229	1/16	1-1/2	1-5/8	.070 ±.003	1.489	±.010
STS-70-230		1-5/8	1-3/4		1.614	
STS-70-231		1-3/4	1-7/8		1.739	
STS-70-233		2	2-1/8		1.989	
STS-70-234		2-1/8	2-1/4		2.114	
STS-70-235		2-1/4	2-3/8		2.239	
STS-70-236		2-3/8	2-1/2		2.364	
STS-70-237		2-1/2	2-5/8		2.489	
STS-70-238		2-5/8	2-3/4		2.614	
STS-70-239		2-3/4	2-7/8		2.739	
STS-70-240		2-7/8	3		2.864	
STS-70-241		3	3-1/8		2.989	
STS-70-242	1/16	3-1/4	3-3/8	.070 ±.003	3.239	±.015
STS-70-243		3-1/2	3-5/8		3.489	
STS-70-244		3-3/4	3-7/8		3.739	
STS-70-245		4	4-1/8		3.989	

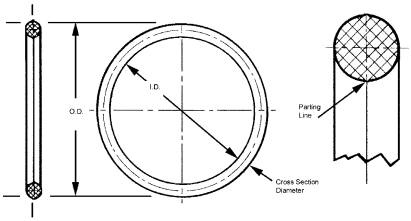

O-RING BELTS

70A DUROMETER

DIAMETER	MATERIALS	TEMPERATURE RANGE	PULLEY
3/32" (Cross Section)	**ELASTOMER COMPOUND BUNA-N**	-40° to +180°	Operates with Grooved Pulley PG2 Series.

- Low break-away friction
- No extrusion
- Higher temperature resistance
- No back up rings required
- Low permanent set
- No cold flow
- No special tool required
- STS-70 series stretch is 15% of belt length for proper tension.

* Use in systems with variable center distance.

STOCK NO.	NOMINAL SIZES			ACTUAL SIZES		
	D	I.D.	O.D.	D	I.D.	I.D. TOL.
STS-70-310	3/32	3/8	9/16	.103 ±.003	.362	±.005
STS-70-311		7/16	5/8		.424	
STS-70-312		1/2	11/16		.487	
STS-70-313	3/32	9/16	3/4	.103 ±.003	.549	±.006
STS-70-315		11/16	7/8		.674	
STS-70-317		13/16	1		.799	
STS-70-318		7/8	1-1/16		.862	
STS-70-319		15/16	1-1/8		.924	
STS-70-321		1-1/16	1-1/4		1.049	
STS-70-322		1-1/8	1-5/16		1.112	
STS-70-323		1-3/16	1-3/8		1.174	
STS-70-324		1-1/4	1-7/16		1.237	
STS-70-325		1-5/16	1-1/2		1.299	
STS-70-326		1-3/8	1-9/16		1.362	
STS-70-328		1-1/2	1-11/16		1.487	
STS-70-329	3/32	1-9/16	1-3/4	.103 ±.003	1.549	±.010
STS-70-330		1-5/8	1-13/16		1.612	
STS-70-332		1-3/4	1-15/16		1.737	
STS-70-334		1-7/8	2-1/16		1.862	
STS-70-340		2-1/4	2-7/16		2.237	
STS-70-341		2-5/16	2-1/2		2.300	
STS-70-344		2-1/2	2-11/16		2.487	
STS-70-346		2-5/8	2-13/16		2.612	
STS-70-347		2-11/16	2-7/8		2.675	
STS-70-348	3/32	2-3/4	2-15/16	.103 ±.003	2.737	±.015
STS-70-349		2-13/16	3		2.800	
STS-70-350		2-7/8	3-1/16		2.862	
STS-70-351		3	3-3/16		2.987	
STS-70-352		3-1/4	3-7/16		3.237	
STS-70-353		3-1/2	3-11/16		3.487	
STS-70-354		3-3/4	3-15/16		3.737	
STS-70-355		4	4-3/16		3.987	
STS-70-356		4-1/4	4-7/16		4.237	
STS-70-357		4-1/2	4-11/16		4.487	
STS-70-358		4-3/4	4-15/16		4.737	
STS-70-359		5	5-3/16		4.987	
STS-70-360		5-1/4	5-7/16		5.237	
STS-70-361		5-1/2	5-11/16		5.487	
STS-70-362	3/32	5-3/4	5-15/16		5.737	±.023
STS-70-363		6	6-3/16		5.987	

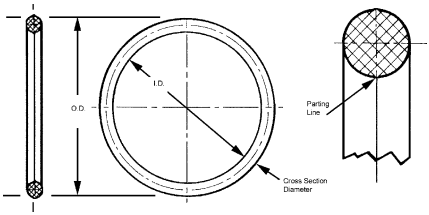

O-RING BELTS

70A DUROMETER

DIAMETER	MATERIALS	TEMPERATURE RANGE	PULLEY
1/8" (Cross Section)	**ELASTOMER COMPOUND BUNA-N**	-40° to +180°	Operates with Grooved Pulley PG3 Series.

- Low break-away friction
- No extrusion
- Higher temperature resistance
- No back up rings required
- Low permanent set
- No cold flow
- No special tool required
- STS-70 series stretch is 15% of belt length for proper tension.

* Use in systems with variable center distance.

STOCK NO.	NOMINAL SIZES			ACTUAL SIZES		
	D	I.D.	O.D.	D	I.D.	I.D. TOL.
STS-70-410	1/8	3/4	1	.139 ±.004	.734	±.006
STS-70-411		13/16	1-1/16		.796	
STS-70-412		7/8	1-1/8		.859	
STS-70-414		1	1-1/4		.984	
STS-70-415		1-1/16	1-5/16		1.046	
STS-70-417		1-3/16	1-7/16		1.171	
STS-70-418		1-1/4	1-1/2		1.234	
STS-70-419		1-5/16	1-9/16		1.296	
STS-70-420	1/8	1-3/8	1-5/8	.139 ±.004	1.359	±.010
STS-70-421		1-7/16	1-11/16		1.421	
STS-70-422		1-1/2	1-3/4		1.484	
STS-70-423		1-5/8	1-7/8		1.609	
STS-70-424		1-3/4	2		1.737	
STS-70-425		1-7/8	2-1/8		1.859	
STS-70-426		2	2-1/4		1.984	
STS-70-427		2-1/8	2-3/8		2.109	
STS-70-428		2-1/4	2-1/2		2.234	
STS-70-429		2-3/8	2-5/8		2.359	
STS-70-430		2-1/2	2-3/4		2.484	
STS-70-431		2-5/8	2-7/8		2.609	
STS-70-432		2-3/4	3		2.734	
STS-70-433	1/8	2-7/8	3-1/8	.139 ±.004	2.859	±.015
STS-70-434		3	3-1/4		2.984	
STS-70-435		3-1/8	3-3/8		3.109	
STS-70-436		3-1/4	3-1/2		3.234	
STS-70-437		3-3/8	3-5/8		3.359	
STS-70-438		3-1/2	3-3/4		3.484	
STS-70-439		3-5/8	3-7/8		3.609	
STS-70-440		3-3/4	4		3.734	
STS-70-441		3-7/8	4-1/8		3.859	
STS-70-442	1/8	4	4-1/4		3.984	±.023
STS-70-444		4-1/4	4-1/2		4.234	
STS-70-445		4-3/8	4-5/8		4.359	
STS-70-446		4-1/2	4-3/4		4.484	
STS-70-448		4-3/4	5		4.734	
STS-70-449		4-7/8	5-1/8		4.859	
STS-70-450		5	5-1/4		4.984	
STS-70-452		5-1/4	5-1/2		5.234	
STS-70-454		5-1/2	5-3/4		5.484	
STS-70-456		5-3/4	6		5.734	
STS-70-458		6	6-1/4		5.984	
STS-70-459		6-1/4	6-1/2		6.234	
STS-70-460		6-1/2	6-3/4		6.484	
STS-70-462		7	7-1/4		6.984	
STS-70-464	1/8	7-1/2	7-3/4	.139 ±.004	7.484	±.030
STS-70-465		7-3/4	8		7.734	
STS-70-466		8	8-1/4		7.984	
STS-70-468		8-1/2	8-3/4		8.484	
STS-70-470		9	9-1/4		8.984	
STS-70-471		9-1/4	9-1/2		9.234	
STS-70-472		9-1/2	9-3/4		9.484	
STS-70-474		10	10-1/4		9.984	
STS-70-475		10-1/2	10-3/4		10.484	
STS-70-476		11	11-1/4		10.984	
STS-70-477		11-1/2	11-3/4		11.484	
STS-70-478		12	12-1/4		11.984	
STS-70-479		13	13-1/4		12.984	
STS-70-480		14	14-1/4		13.984	
STS-70-481		15	15-1/4		14.984	

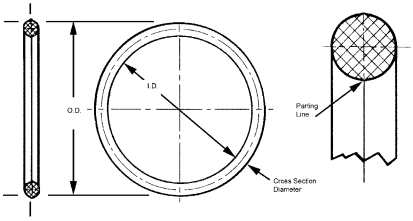

O-RING BELTS

70A DUROMETER

DIAMETER	MATERIALS	TEMPERATURE RANGE	PULLEY
3/16" (Cross Section)	**ELASTOMER COMPOUND BUNA-N**	-40° to +180°	Operates with Grooved Pulley PG4 Series.

- Low break-away friction
- No extrusion
- Higher temperature resistance
- No back up rings required
- Low permanent set
- No cold flow
- No special tool required
- STS-70 series stretch is 15% of belt length for proper tension.

* Use in systems with variable center distance.

STOCK NO.	NOMINAL SIZES			ACTUAL SIZES		
	D	I.D.	O.D.	D	I.D.	I.D. TOL.
STS-70-525	3/16	1-1/2	1-7/8	.210 ±.005	1.475	±.010
STS-70-526		1-5/8	2		1.600	
STS-70-527		1-3/4	2-1/8		1.725	
STS-70-529		2	2-3/8		1.975	
STS-70-530		2-1/8	2-1/2		2.100	
STS-70-531		2-1/4	2-5/8		2.225	
STS-70-532		2-3/8	2-3/4		2.350	
STS-70-533		2-1/2	2-7/8		2.475	
STS-70-534	3/16	2-5/8	3	.210 ±.005	2.600	±.015
STS-70-535		2-3/4	3-1/8		2.750	
STS-70-537		3	3-3/8		2.975	
STS-70-539		3-1/4	3-5/8		3.225	
STS-70-541		3-1/2	3-7/8		3.475	
STS-70-542		3-5/8	4		3.600	
STS-70-543		3-3/4	4-1/8		3.725	
STS-70-545		4	4-3/8		3.975	
STS-70-547		4-1/4	4-5/8		4.225	
STS-70-549		4-1/2	4-7/8		4.475	

DIAMETER	MATERIALS	TEMPERATURE RANGE	PULLEY
1/4" (Cross Section)	**ELASTOMER COMPOUND BUNA-N**	-40° to +180°	Operates with Grooved Pulley PG5 Series.

- Low break-away friction
- No extrusion
- Higher temperature resistance
- No back up rings required
- Low permanent set
- No cold flow
- No special tool required
- STS-70 series stretch is 15% of belt length for proper tension.

* Use in systems with variable center distance.

STOCK NO.	NOMINAL SIZES			ACTUAL SIZES		
	D	I.D.	O.D.	D	I.D.	I.D. TOL.
STS-70-627	1/4	4-3/4	5-1/4	.275-±.006	4.725	±.015
STS-70-631	1/4	5-1/4	5-3/4	.275 ±.006	5.225	±.023
STS-70-635		5-3/4	6-1/4		5.725	
STS-70-637		6	6-1/2		5.975	
STS-70-639		6-1/2	7		6.475	
STS-70-641	1/4	7	7-1/2	.275 ±.006	6.975	±.030
STS-70-645		8	8-1/2		7.975	
STS-70-646		8-1/2	9		8.475	
STS-70-647		9	9-1/2		8.975	
STS-70-648		9-1/2	10		9.475	
STS-70-649		10	10-1/2		9.975	
STS-70-650		10-1/2	11		10.475	
STS-70-653		12	12-1/2		11.975	
STS-70-655		13	13-1/2		12.975	
STS-70-657		14	14-1/2		13.975	
STS-70-659		15	15-1/2		14.975	

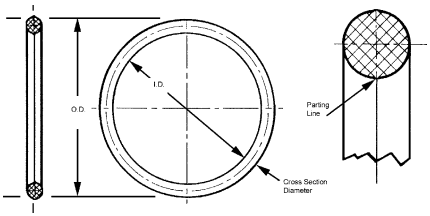

O-RING BELTS

70A DUROMETER

DIAMETER	MATERIALS	TEMPERATURE RANGE	PULLEY
1/8" (Cross Section)	**NEOPRENE RUBBER 70A DUROMETER STRETCH BELTS**	-40° to +250°	Operates with Grooved Pulley PG3 Series.

A

- Low break-away friction
- No extrusion
- Higher temperature resistance
- No back up rings required
- Low permanent set
- No cold flow
- No special tool required
- STS-70 series stretch is 15% of belt length for proper tension.

NOTE:
Ultimate Tensile Strength 2100 PSI
Minimum Pulley Dia. should be 4 x Belt Dia.

STOCK NO.	INSIDE CIRCUMFERENCE
PP6-1	15.70
PP6-11	17.27
PP6-2	18.84
PP6-12	20.42
PP6-3	21.99
PP6-13	23.56
PP6-4	25.15
PP6-14	26.70
PP6-5	28.27
PP6-15	29.84
PP6-6	31.41
PP6-16	32.98
PP6-17	34.55
PP6-18	37.69
PP6-19	40.84

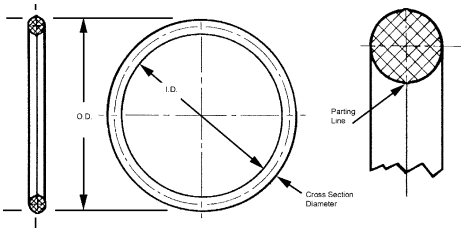

O-RING BELTS

90A DUROMETER

DIAMETER	MATERIALS	TEMPERATURE RANGE	PULLEY
3/64" (Cross Section)	**ELASTOMER COMPOUND BUNA-N**	-40° to +180°	Operates with Grooved Pulley PG1 Series.

- Low break-away friction
- No extrusion
- Higher temperature resistance
- No back up rings required
- Low permanent set
- No cold flow
- No special tool required
- STS-90 series stretch is 7% of belt length for proper tension.

STOCK NO.	NOMINAL SIZES			ACTUAL SIZES		
	D	I.D.	O.D.	D	I.D.	I.D. TOL.
STS-90-101	3/64	1/32	7/64	.040	.029	±.004
STS-90-102		3/64	9/64	.050 ±.003	.042	

DIAMETER	MATERIALS	TEMPERATURE RANGE	PULLEY
1/16" (Cross Section)	**ELASTOMER COMPOUND BUNA-N**	-40° to +180°	Operates with Grooved Pulley PG1 Series.

- Low break-away friction
- No extrusion
- Higher temperature resistance
- No back up rings required
- Low permanent set
- No cold flow
- No special tool required
- STS-90 series stretch is 7% of belt length for proper tension.

* Use in systems with variable center distance.

STOCK NO.	NOMINAL SIZES			ACTUAL SIZES		
	D	I.D.	O.D.	D	I.D.	I.D. TOL.
STS-90-203	1/16	1/16	11/64	.060 ±.003	.056	±.004
STS-90-204	1/16	5/64	7/32	.070 ±.003	.070	±.005
STS-90-205		3/32	15/64		.101	
STS-90-207		5/32	9/32		.145	
STS-90-208		3/16	5/16		.176	
STS-90-209		7/32	11/32		.208	
STS-90-210		1/4	3/8		.239	
STS-90-211		5/16	7/16		.301	
STS-90-212		3/8	1/2		.364	
STS-90-213		7/16	9/16		.426	
STS-90-214		1/2	5/8		.489	
STS-90-215		9/16	11/16		.551	
STS-90-216		5/8	3/4		.614	
STS-90-217		11/16	13/16		.676	
STS-90-218		3/4	7/8		.739	
STS-90-219	1/16	13/16	15/16	.070 ±.003	.801	±.006
STS-90-220		7/8	1		.864	
STS-90-221		15/16	1-1/16		.962	
STS-90-222		1	1-1/8		.989	
STS-90-224		1-1/8	1-1/4		1.114	
STS-90-225		1-3/16	1-5/16		1.176	
STS-90-226		1-1/4	1-3/8		1.239	
STS-90-228		1-3/8	1-1/2		1.364	
STS-90-229	1/16	1-1/2	1-5/8	.070 ±.003	1.489	±.010
STS-90-230		1-5/8	1-3/4		1.614	
STS-90-231		1-3/4	1-7/8		1.739	
STS-90-233		2	2-1/8		1.989	
STS-90-234		2-1/8	2-1/4		2.114	
STS-90-235		2-1/4	2-3/8		2.239	
STS-90-236		2-3/8	2-1/2		2.364	
STS-90-237		2-1/2	2-5/8		2.489	
STS-90-238		2-5/8	2-3/4		2.614	
STS-90-239		2-3/4	2-7/8		2.739	
STS-90-240		2-7/8	3		2.864	
STS-90-241		3	3-1/8		2.989	
STS-90-242	1/16	3-1/4	3-3/8	.070 ±.003	3.239	±.015
STS-90-243		3-1/2	3-5/8		3.489	
STS-90-244		3-3/4	3-7/8		3.739	
STS-90-245		4	4-1/8		3.989	

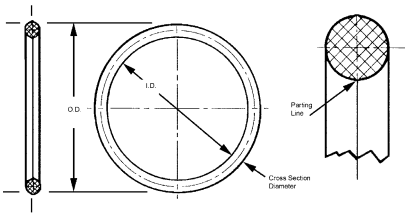

O-RING BELTS

90A DUROMETER

DIAMETER	MATERIALS	TEMPERATURE RANGE	PULLEY
1/8" (Cross Section)	**ELASTOMER COMPOUND BUNA-N**	-40° to +180°	Operates with Grooved Pulley PG2 Series.

- Low break-away friction
- No extrusion
- Higher temperature resistance
- No back up rings required
- Low permanent set
- No cold flow
- No special tool required
  STS-90 series stretch is 7% of belt length for proper tension.

* Use in systems with variable center distance.

STOCK NO.	NOMINAL SIZES			ACTUAL SIZES		
	D	I.D.	O.D.	D	I.D.	I.D. TOL.
STS-90-310	3/32	3/8	9/16	.103 ±.003	.362	±.005
STS-90-311		7/16	5/8		.424	
STS-90-312		1/2	11/16		.487	
STS-90-313	3/32	9/16	3/4	.103 ±.003	.549	±.006
STS-90-315		11/16	7/8		.674	
STS-90-317		13/16	1		.799	
STS-90-318		7/8	1-1/16		.862	
STS-90-319		15/16	1-1/8		.924	
STS-90-321		1-1/16	1-1/4		1.049	
STS-90-322		1-1/8	1-5/16		1.112	
STS-90-323		1-3/16	1-3/8		1.174	
STS-90-324		1-1/4	1-7/16		1.237	
STS-90-325		1-5/16	1-1/2		1.299	
STS-90-326		1-3/8	1-9/16		1.362	
STS-90-328		1-1/2	1-11/16		1.487	
STS-90-329	3/32	1-9/16	1-3/4	.103 ±.003	1.549	±.010
STS-90-330		1-5/8	1-13/16		1.612	
STS-90-332		1-3/4	1-15/16		1.737	
STS-90-334		1-7/8	2-1/16		1.862	
STS-90-340		2-1/4	2-7/16		2.237	
STS-90-341		2-5/16	2-1/2		2.300	
STS-90-344		2-1/2	2-11/16		2.487	
STS-90-346		2-5/8	2-13/16		2.612	
STS-90-347		2-11/16	2-7/8		2.675	
STS-90-348	3/32	2-3/4	2-15/16	.103 ±.003	2.737	±.015
STS-90-349		2-13/16	3		2.800	
STS-90-350		2-7/8	3-1/16		2.862	
STS-90-351		3	3-3/16		2.987	
STS-90-352		3-1/4	3-7/16		3.237	
STS-90-353		3-1/2	3-11/16		3.487	
STS-90-354		3-3/4	3-15/16		3.737	
STS-90-355		4	4-3/16		3.987	
STS-90-356		4-1/4	4-7/16		4.237	
STS-90-357		4-1/2	4-11/16		4.487	
STS-90-358		4-3/4	4-15/16		4.737	
STS-90-359		5	5-3/16		4.987	
STS-90-360		5-1/4	5-7/16		5.237	
STS-90-361		5-1/2	5-11/16		5.487	
STS-90-362	3/32	5-3/4	5-15/16		5.737	±.023
STS-90-363		6	6-3/16		5.987	

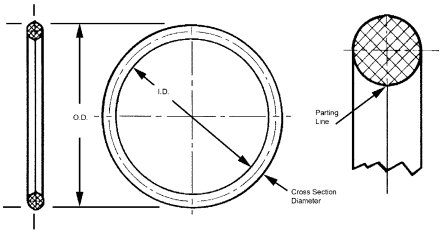

O-RING BELTS

90A DUROMETER

DIAMETER	MATERIALS	TEMPERATURE RANGE	PULLEY
1/8" (Cross Section)	**ELASTOMER COMPOUND BUNA-N**	-40° to +180°	Operates with Grooved Pulley PG3 Series.

- Low break-away friction
- No extrusion
- Higher temperature resistance
- No back up rings required
- Low permanent set
- No cold flow
- No special tool required
- STS-90 series stretch is 7% of belt length for proper tension.

* Use in systems with variable center distance.

STOCK NO.	NOMINAL SIZES			ACTUAL SIZES		
	D	I.D.	O.D.	D	I.D.	I.D. TOL.
STS-90-410	1/8	3/4	1	.139 ±.004	.734	±.006
STS-90-411		13/16	1-1/16		.796	
STS-90-412		7/8	1-1/8		.859	
STS-90-414		1	1-1/4		.984	
STS-90-415		1-1/16	1-5/16		1.046	
STS-90-417		1-3/16	1-7/16		1.171	
STS-90-418		1-1/4	1-1/2		1.234	
STS-90-419		1-5/16	1-9/16		1.296	
STS-90-420	1/8	1-3/8	1-5/8	.139 ±.004	1.359	±.010
STS-90-421		1-7/16	1-11/16		1.421	
STS-90-422		1-1/2	1-3/4		1.484	
STS-90-423		1-5/8	1-7/8		1.609	
STS-90-424		1-3/4	2		1.737	
STS-90-425		1-7/8	2-1/8		1.859	
STS-90-426		2	2-1/4		1.984	
STS-90-427		2-1/8	2-3/8		2.109	
STS-90-428		2-1/4	2-1/2		2.234	
STS-90-429		2-3/8	2-5/8		2.359	
STS-90-430		2-1/2	2-3/4		2.484	
STS-90-431		2-5/8-	2-7/8		2.609	
STS-90-432		2-3/4	3		2.734	
STS-90-433	1/8	2-7/8	3-1/8	.139 ±.004	2.859	±.015
STS-90-434		3	3-1/4		2.984	
STS-90-435		3-1/8	3-3/8		3.109	
STS-90-436		3-1/4	3-1/2		3.234	
STS-90-437		3-3/8	3-5/8		3.359	
STS-90-438		3-1/2	3-3/4		3.484	
STS-90-439		3-5/8	3-7/8		3.609	
STS-90-440		3-3/4	4		3.734	
STS-90-441		3-7/8	4-1/8		3.859	
STS-90-442	1/8	4	4-1/4		3.984	±.023
STS-90-444		4-1/4	4-1/2		4.234	
STS-90-445		4-3/8	4-5/8		4.359	
STS-90-446		4-1/2	4-3/4		4.484	
STS-90-448		4-3/4	5		4.734	
STS-90-449		4-7/8	5-1/8		4.859	
STS-90-450		5	5-1/4		4.984	
STS-90-452		5-1/4	5-1/2		5.234	
STS-90-454		5-1/2	5-3/4		5.484	
STS-90-456		5-3/4	6		5.734	
STS-90-458		6	6-1/4		5.984	
STS-90-459		6-1/4	6-1/2		6.234	
STS-90-460		6-1/2	6-3/4		6.484	
STS-90-462		7	7-1/4		6.984	
STS-90-464	1/8	7-1/2	7-3/4	.139 ±.004	7.484	±.030
STS-90-465		7-3/4	8		7.734	
STS-90-466		8	8-1/4		7.984	
STS-90-468		8-1/2	8-3/4		8.484	
STS-90-470		9	9-1/4		8.984	
STS-90-471		9-1/4	9-1/2		9.234	
STS-90-472		9-1/2	9-3/4		9.484	
STS-90-474		10	10-1/4		9.984	
STS-90-475		10-1/2	10-3/4		10.484	
STS-90-476		11	11-1/4		10.984	
STS-90-477		11-1/2	11-3/4		11.484	
STS-90-478		12	12-1/4		11.984	
STS-90-479		13	13-1/4		12.984	
STS-90-480		14	14-1/4		13.984	
STS-90-481		15	15-1/4		14.984	

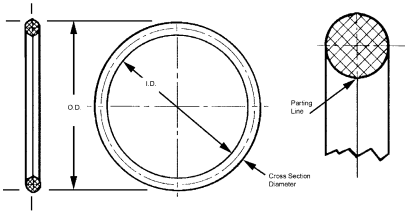

O-RING BELTS

90A DUROMETER

DIAMETER	MATERIALS	TEMPERATURE RANGE	PULLEY
3/16" (Cross Section)	**ELASTOMER COMPOUND BUNA-N**	-40° to +180°	Operates with Grooved Pulley PG4 Series.

- Low break-away friction
- No extrusion
- Higher temperature resistance
- No back up rings required
- Low permanent set
- No cold flow
- No special tool required
- STS-90 series stretch is 7% of belt length for proper tension.

* Use in systems with variable center distance.

STOCK NO.	NOMINAL SIZES			ACTUAL SIZES		
	D	I.D.	O.D.	D	I.D.	I.D. TOL.
STS-90-525	3/16	1-1/2	1-7/8	.210 ±.005	1.475	±.010
STS-90-526		1-5/8	2		1.600	
STS-90-527		1-3/4	2-1/8		1.725	
STS-90-529		2	2-3/8		1.975	
STS-90-530		2-1/8	2-1/2		2.100	
STS-90-531		2-1/4	2-5/8		2.225	
STS-90-532		2-3/8	2-3/4		2.350	
STS-90-533		2-1/2	2-7/8		2.475	
STS-90-534	3/16	2-5/8	3	.210 ±.005	2.600	±.015
STS-90-535		2-3/4	3-1/8		2.750	
STS-90-537		3	3-3/8		2.975	
STS-90-539		3-1/4	3-5/8		3.225	
STS-90-541		3-1/2	3-7/8		3.475	
STS-90-542		3-5/8	4		3.600	
STS-90-543		3-3/4	4-1/8		3.725	
STS-90-545		4	4-3/8		3.975	
STS-90-547		4-1/4	4-5/8		4.225	
STS-90-549		4-1/2	4 7/8		4.475	

DIAMETER	MATERIALS	TEMPERATURE RANGE	PULLEY
1/4" (Cross Section)	**ELASTOMER COMPOUND BUNA-N**	-40° to +180°	Operates with Grooved Pulley PG5 Series.

- Low break-away friction
- No extrusion
- Higher temperature resistance
- No back up rings required
- Low permanent set
- No cold flow
- No special tool required
- STS-90 series stretch is 7% of belt length for proper tension.

* Use in systems with variable center distance.

STOCK NO.	NOMINAL SIZES			ACTUAL SIZES		
	D	I.D.	O.D.	D	I.D.	I.D. TOL.
STS-90-627	1/4	4-3/4	5-1/4	.275 ±.006	4.725	±.015
STS-90-631	1/4	5-1/4	5-3/4	.275 ±.006	5.225	±.023
STS-90-635		5-3/4	6-1/4		5.725	
STS-90-637		6	6-1/2		5.975	
STS-90-639		6-1/2	7		6.475	
STS-90-641	1/4	7	7-1/2	.275 ±.006	6.975	±.030
STS-90-645		8	8-1/2		7.975	
STS-90-646		8-1/2	9		8.475	
STS-90-647		9	9-1/2		8.975	
STS-90-648		9-1/2	10		9.475	
STS-90-649		10	10-1/2		9.975	
STS-90-650		10-1/2	11		10.475	
STS-90-653		12	12-1/2		11.975	
STS-90-655		13	13-1/2		12.975	
STS-90-657		14	14-1/2		13.975	
STS-90-659						

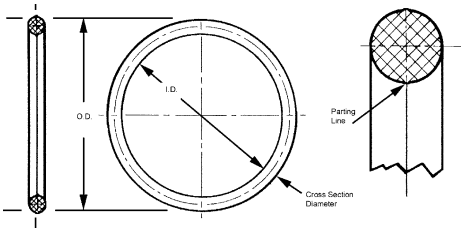

FIELD SPLICE KITS

Rounds
1/8"-3/16"-1/4"-5/16"-3/8"-1/2"-9/16" Dia's.

V-Belts
#3L-A-B-C

Urethane Belting is ideal for a wide range of fractional horsepower applications. It is suitable for light metalworking, small appliances, textile, printing and particularly adaptable to conveying systems. Send us your specifications.

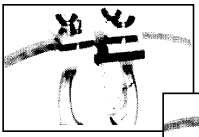

1. To splice or weld Urethane Belting, the free ends are first locked in either side.

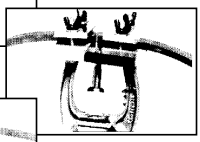

2. The heating blade is then inserted to soften the urethane.

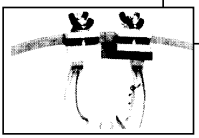

3. The two softened ends are then pressed together with pressure.

4. The weld or splice is then cooled and trimmed to the original size.

STOCK NUMBER	TOOL DESCRIPTION
STS-U-5	COMPLETE - HEAT SPLICE KIT CONSISTING OF STS-U-2, STS-U-3, STS-U-9, STS-U-11 & TOOL BOX
STS-U-2	CUTTING TOOL
STS-U-6	CUTTER BLADE FOR STS-U-2 CUTTING TOOL
STS-U-3	HEAT-SPLICER FIXTURE
STS-U-11	HEATING TOOL-DOUBLE SURFACE
STS-U-12	HANDLE FOR STS-U-11 HEATING TOOL
STS-U-13	HOT BLADE FOR STS-U-11
STS-U-9	TRIMMING TOOL FOR ROUND BELTING

W. M. Berg, Inc. will factory splice to order any length cord or belt at a nominal charge.

GROOVED PULLEYS

BELT DIA.	BORE	STYLE	MATERIALS	BELT
1/16"	**1/8"**	**PIN HUB**	303 Stainless Steel	Operates with the O-Ring STS Series or the O-Ring Belt PP Series

STOCK NO.	B	D	H	L	A
PG1-1 PG1-2 PG1-3 PG1-4 PG1-5	.1248 (1/8)	.500 .750 1.000 1.500 2.000	5/16	5/16	3/32

* Outside Diameter = Pitch Diameter

BELT DIA.	BORE	STYLE	MATERIALS	BELT
1/16"	**3/16"**	**PIN HUB**	303 Stainless Steel	Operates with the O-Ring STS Series or the O-Ring Belt PP Series

STOCK NO.	B	D	H	L	A
PG1-6 PG1-7 PG1-8 PG1-9 PG1-10	.1873 (3/16)	.500 .750 1.000 1.500 2.000	3/8	11/32	7/64

* Outside Diameter = Pitch Diameter
Special diameters available upon request.

BELT DIA.	BORE	STYLE	MATERIALS	BELT
1/16"	**1/4"**	**PIN HUB**	303 Stainless Steel	Operates with the O-Ring STS Series or the O-Ring Belt PP Series

STOCK NO.	B	D	H	L	A
PG1-11 PG1-12 PG1-13 PG1-14 PG1-15	.2498 (1/4)	1.000 1.500 2.000 2.500 3.000	1/2	3/8	1/8

* Outside Diameter = Pitch Diameter
Special diameters available upon request.

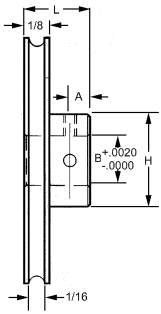

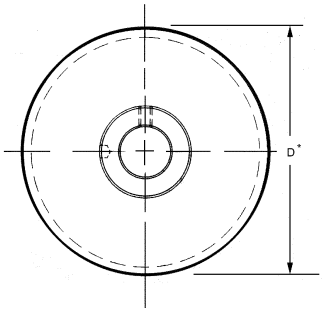

GROOVED PULLEYS

BELT DIA.	BORE	STYLE	MATERIALS	BELT
3/32"	**1/8"**	**PIN HUB**	303 Stainless Steel	Operates with the O-Ring STS Series or the O-Ring Belt PP Series

STOCK NO.	B	D	H	L	A
PG2-1 PG2-2 PG2-3 PG2-4 PG2-5	.1248 (1/8)	.500 .750 1.000 1.500 2.000	5/16	5/16	3/32

* Outside Diameter = Pitch Diameter
Special diameters available upon request.

BELT DIA.	BORE	STYLE	MATERIALS	BELT
3/32"	**3/16"**	**PIN HUB**	303 Stainless Steel	Operates with the O-Ring STS Series or the O-Ring Belt PP Series

STOCK NO.	B	D	H	L	A
PG2-6 PG2-7 PG2-8 PG2-9 PG2-10	.1873 (3/16)	.500 .750 1.000 1.500 2.000	3/8	11/32	7/64

* Outside Diameter = Pitch Diameter
Special diameters available upon request.

BELT DIA.	BORE	STYLE	MATERIALS	BELT
3/32"	**1/4"**	**PIN HUB**	303 Stainless Steel	Operates with the O-Ring STS Series or the O-Ring Belt PP Series

STOCK NO.	B	D	H	L	A
PG2-11 PG2-12 PG2-13 PG2-14 PG2-15	.2498 (1/4)	1.000 1.500 2.000 2.500 3.000	1/2	3/8	1/8

* Outside Diameter = Pitch Diameter
Special diameters available upon request.

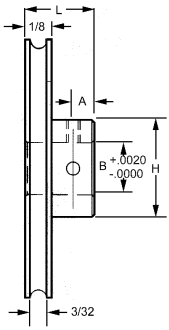

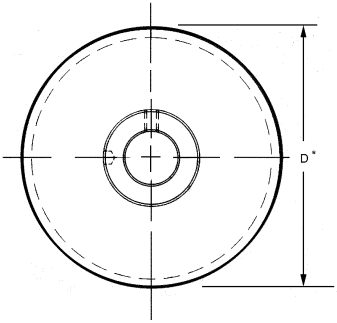

GROOVED PULLEYS

BELT DIA.	BORE	STYLE	MATERIALS	BELT
1/8"	**1/8"**	**PIN HUB**	303 Stainless Steel	Operates with the O Ring STS Series or the O-Ring Belt PP Series

* Outside Diameter = Pitch Diameter
Special diameters available upon request.
Use in systems with variable or unknown center distances.

STOCK NO.	B	D	H	L	A
PG3-1 PG3-2 PG3-3 PG3-4 PG3-5	.1248 (1/8)	.500 .750 1.000 1.500 2.000	5/16	3/8	.09

BELT DIA.	BORE	STYLE	MATERIALS	BELT
1/8"	**3/16"**	**PIN HUB**	303 Stainless Steel	Operates with the O-Ring STS Series or the O-Ring Belt PP Series

* Outside Diameter = Pitch Diameter
Special diameters available upon request.
Use in systems with variable or unknown center distances.

STOCK NO.	B	D	H	L	A
PG3-6 PG3-7 PG3-8 PG3-9 PG3-10	.1873 (3/16)	.500 .750 1.000 1.500 2.000	3/8	13/32	.11

BELT DIA.	BORE	STYLE	MATERIALS	BELT
1/8"	**1/4"**	**PIN HUB**	303 Stainless Steel	Operates with the O-Ring STS Series or the O-Ring Belt PP Series

* Outside Diameter = Pitch Diameter
Special diameters available upon request.
Use in systems with variable or unknown center distances.

STOCK NO.	B	D	H	L	A
PG3-11 PG3-12 PG3-13 PG3-20 PG3-14 PG3-21 PG3-15	.2498 (1/4)	.500 .750 1.000 1.500 2.000 2.500 3.000	1/2	7/16	.12

BELT DIA.	BORE	STYLE	MATERIALS	BELT
1/8"	**5/16"**	**PIN HUB**	303 Stainless Steel	Operates with the O-Ring STS Series or the O-Ring Belt PP Series

* Outside Diameter = Pitch Diameter
Special diameters available upon request.
Use in systems with variable or unknown center distances.

STOCK NO.	B	D	H	L	A
PG3-16 PG3-17 PG3-18 PG3-19	.3123 (5/16)	1.000 2.000 3.000 4.000	1/2	7/16	.12

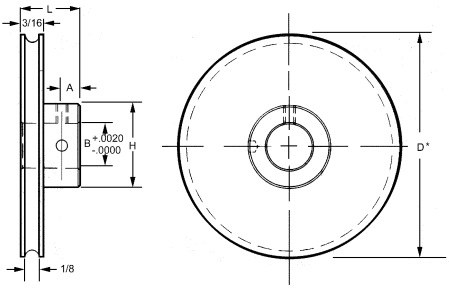

GROOVED PULLEYS

BELT DIA.	BORE	STYLE	MATERIALS	BELT
1/8"	**1/8"**	**CLAMP HUB**	303 Stainless Steel	Operates with the O-Ring STS Series or the O-Ring Belt PP Series

* Outside Diameter = Pitch Diameter
Special diameters available upon request.
Use in systems with variable or unknown center distances.

STOCK NO.	B	D	H +.000/-.003	C	CLAMP NO.
PG3-1-C PG3-2-C PG3-3-C PG3-4-C PG3-5-C	.1248 (1/8)	.50 .75 1.00 1.50 2.00	.188	1/4	CG1-5

BELT DIA.	BORE	STYLE	MATERIALS	BELT
1/8"	**3/16"**	**CLAMP HUB**	303 Stainless Steel	Operates with the O-Ring STS Series or the O-Ring Belt PP Series

* Outside Diameter = Pitch Diameter
Special diameters available upon request.
Use in systems with variable or unknown center distances.

STOCK NO.	B	D	H +.000/-.003	C	CLAMP NO.
PG3-6-C PG3-7-C PG3-8-C PG3-9-C PG3-10-C	.1873 (3/16)	.50 .75 1.00 1.50 2.00	.250	5/16	CG1-9

BELT DIA.	BORE	STYLE	MATERIAL	BELT
1/8"	**1/4"**	**CLAMP HUB**	303 Stainless Steel	Operates with the O-Ring STS Series or the O-Ring Belt PP Series

* Outside Diameter = Pitch Diameter
Special diameters available upon request.
Use in systems with variable or unknown center distances.

STOCK NO.	B	D	H +.000/-.003	C	CLAMP NO.
PG3-11-C PG3-12-C PG3-13-C PG3-20-C PG3-14-C PG3-21-C PG3-15-C	.2498 (1/4)	.50 .75 1.00 1.50 2.00 2.50 3.00	.312	3/8	CG1-12

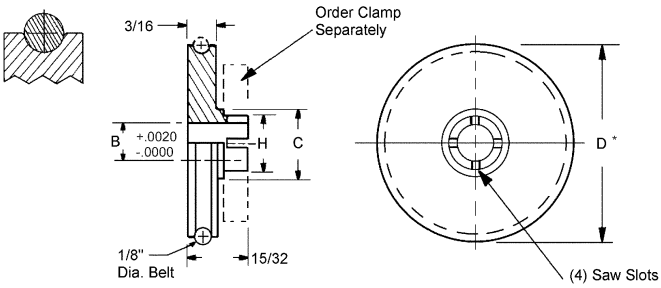

GROOVED PULLEYS

BELT DIA.	BORE	STYLE	MATERIALS	BELT
3/16"	**5/16"**	**PIN HUB**	303 Stainless Steel	Operates with the O-Ring STS Series or the O-Ring Belt PP Series

* Outside Diameter = Pitch Diameter
Special diameters available upon request.
Use in systems with variable or unknown center distances.

STOCK NO.	B	D	H	L	A
PG4-1 PG4-2 PG4-3 PG4-4	.3123 (5/16)	1.00 1.50 2.00 3.00	3/4	5/8	3/16

BELT DIA.	BORE	STYLE	MATERIALS	BELT
3/16"	**3/8"**	**PIN HUB**	303 Stainless Steel	Operates with the O-Ring STS Series or the O-Ring Belt PP Series

* Outside Diameter = Pitch Diameter
Special diameters available upon request.
Use in systems with variable or unknown center distances.

STOCK NO.	B	D	H	L	A
PG4-5 PG4-6 PG4-7 PG4-8	.3748 (3/8)	1.00 1.50 2.00 3.00	3/4	3/4	1/4

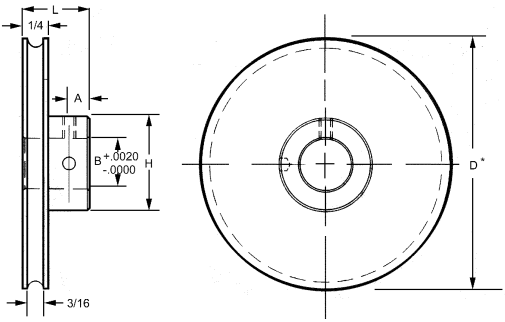

GROOVED PULLEYS

BELT DIA.	BORE	STYLE	MATERIALS	BELT
1/4"	**3/8"**	**PIN HUB**	303 Stainless Steel	Operates with the O-Ring STS Series or the O-Ring Belt PP Series

* Outside Diameter = Pitch Diameter
Special diameters available upon request.
Use in systems with variable or unknown center distances.

STOCK NO.	B	D	H	L	A
PG5-1 PG5-2 PG5-3 PG5-4 PG5-5	.3748 (3/8)	1.000 1.500 2.000 3.000 4.000	3/4	7/8	1/4

BELT DIA.	BORE	STYLE	MATERIALS	BELT
1/4"	**1/2"**	**PIN HUB**	303 Stainless Steel	Operates with the O-Ring STS Series or the O-Ring Belt PP Series

* Outside Diameter = Pitch Diameter
Special diameters available upon request.
Use in systems with variable or unknown center distances.

STOCK NO.	B	D	H	L	A
PG5-6 PG5-7 PG5-8 PG5-9 PG5-10	.4998 (1/2)	1.000 1.500 2.000 3.000 4.000	1	7/8	1/4

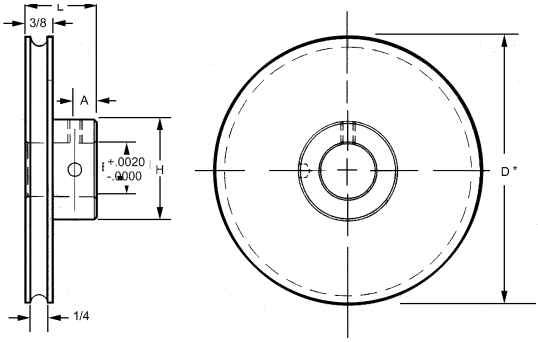

FRICTION DRIVE ROLLERS

BORE	STYLE	MATERIALS	TEMPERATURE RANGE
1/8"	**PIN HUB**	Wheel - 303 Stainless Steel Tire - Buna-N Elastomer Compound	Temperature Range -40°F to +180°F

- Other materials and diameters available on request.
- Ideal as a paper, tape or card drive.

STOCK NO.	B	D	H	L	A	F	E
G1-1 G1-2 G1-3 G1-4 G1-5	.1248 (1/8)	5/8 7/8 1-1/8 1-5/8 2-1/8	5/16	.375	.09	3/16	3/32 1/8

BORE	STYLE	MATERIALS	TEMPERATURE RANGE
3/16"	**PIN HUB**	Wheel - 303 Stainless Steel Tire - Buna-N Elastomer Compound	Temperature Range -40°F to +180°F

- Other materials and diameters available on request
- Ideal as a paper, tape or card drive.

STOCK NO.	B	D	H	L	A	F	E
G1-6 G1-7 G1-8 G1-9 G1-10	.1873 (3/16)	5/8 7/8 1-1/8 1-5/8 2-1/8	3/8	.406	.11	3/16	3/32 1/8

BORE	STYLE	MATERIALS	TEMPERATURE RANGE
1/4"	**PIN HUB**	Wheel - 303 Stainless Steel Tire - Buna-N Elastomer Compound	Temperature Range -40°F to +180°F

- Other materials and diameters available on request.
- Ideal as a paper, tape or card drive.

STOCK NO.	B	D	H	L	A	F	E
G1-11 G1-12 G1-13 G1-14 G1-15 G1-16 G1-17	.2498 (1/4)	5/8 7/8 1-1/8 1-5/8 2-1/8 2-5/8 3-1/8	1/2	.437	.12	3/16	3/32 1/8

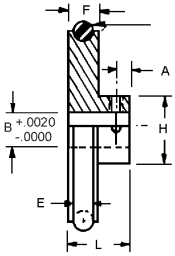

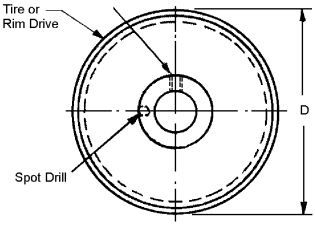

FRICTION DRIVE ROLLERS

BORE	STYLE	MATERIALS	TEMPERATURE RANGE
5/16"	**PIN HUB**	Wheel - 303 Stainless Steel Tire - Buna-N Elastomer Compound	-40°F to +180°F

- Other materials and diameters available on request.
- Ideal as a paper, tape or card drive.

STOCK NO.	B	D	H	L	A	F	E
G1-18 G1-19 G1-20 G1-21	.3123 (5/16)	1-1/8 2-1/8 3-1/8 4-1/8	1/2	.437	.12	3/16	1/8

BORE	STYLE	MATERIALS	TEMPERATURE RANGE
3/8"	**PIN HUB**	Wheel - 303 Stainless Steel Tire - Buna-N Elastomer Compound	-40°F to +180°F

- Other materials and diameters available on request.
- Ideal as a paper, tape or card drive.

STOCK NO.	B	D	H	L	A	F	E
G1-22 G1-23 G1-24 G1-25	.3748 (3/8)	1-1/8 2-1/8 3-1/8 4-1/8	3/4	.750	.25	1/4	1/8

BORE	STYLE	MATERIALS	TEMPERATURE RANGE
1/2"	**PIN HUB**	Wheel - 303 Stainless Steel Tire - Buna-N Elastomer Compound	-40°F to +180°F

- Other materials and diameters available on request.
- Ideal as a paper, tape or card drive.

STOCK NO.	B	D	H	L	A	F	E
G1-26 G1-27 G1-28 G1-29	.4998 (1/2)	1-1/8 2-1/8 3-1/8 4-1/8	1	.875	.25	3/8	1/8

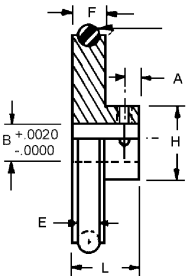

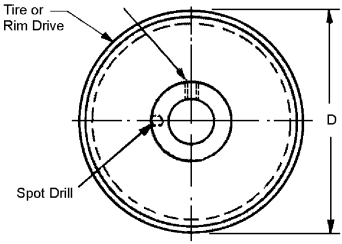

BELT TENSIONER GUIDE

Handy Tools for Checking V-Belt & Synchronous Belt Drive Tension

Push slowly on the pad to get an accurate reading. When you feel and hear the CLICK - stop immediately and remove the Krikit carefully so the indicator arm isn't moved. (A)

The illustrations below shows how to accurately read the Krikit to get the correct tension.

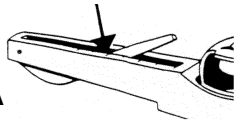

Position the Krikit on the belt - midway between the pulleys - with flange on the bottom of gauge against the edge of belt.

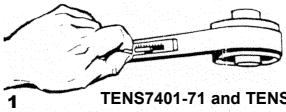

TENS7401-71 and TENS7401-72
Up to 30 lbs. Deflection Force

Detailed instructions are included with gauge.

A

How to Use the Krikit V-Belt Guage:

1. Position the Krikit on the belt - midway between the pulleys - with flange on bottom gauge against the edge of belts.
2. Push slowly on the black pad to get an accurate reading. When you feel and hear the CLICK - stop immediately and remove the Krikit carefully so black indicator arm isn't moved.
3. Read the gauge to get the correct tension.

STOCK NO.	DESCRIPTION
TENS7401-71	Krikit IV belt tension gauge. Calibrated to measure tension from 30-150 lbs. (15-65 kg.)
TENS7401-72	Krikit II V belt tension gauge. Calibrated to measure tension from 100-320 lbs. (50-150 kg.)
TENS7401-75	Tension Tester Calibrated to measure tension up to 66 lbs. deflection force
TENS7401-76	Tension Tester Calibrated to measure tension up to 30 lbs. deflection force

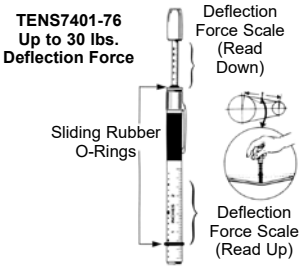

Read the scales at the bottom edge of the O-Ring. Leave the upper O-Ring in maximum "up" position.

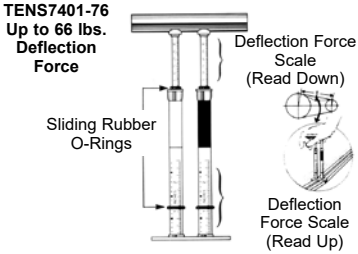

Read scales at the bottom edge of the O-Rings. Leave the upper O-Rings in maximum "down" position.

Compare the deflection force with the range of forces recommended. If **less** than **minimum** recommended force, belts should be tightened. If **more** than the **maximum** recommended deflection force, drive is tighter than necessary.

NOTE: There normally will be a rapid drop in tension durring the "run-in period" for V-Belt drives. Check tension frequently during the first day of operation.

BELT & CHAIN TECHNICAL DATA

ALTERNATE BELT CONSTRUCTION

Fiber Cable Construction

Some Berg belts are available with a fiber cable spine. This flexible aramid cable allows greater flexibility and longer life in applications requiring reverse bending of the belt. It should be noted that the tensile strength of the belt must be derated to 50% of the value given for the stainless steel construction. There would be no change to the load per pin ratings. To specify a fiber cable spine belt, add “K” to the part number. Example: 32GCF-49-EK

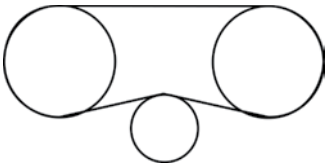

Reverse bending

Anti-Static Construction

Some Berg belts are available in anti-static material. This allows the belts to be used in environments where electrostatic discharge could be hazardous. It should be noted that this type of polyurethane is only available in black, but is approximately the same hardness as our standard material (90A Duro). To specify an anti-static belt, add “AS” to the part number. Example: 37TB-100AS

Contact our engineering department for more information on anti-static belts or availability of other belts in this material.

BELT & CHAIN FORMULAS

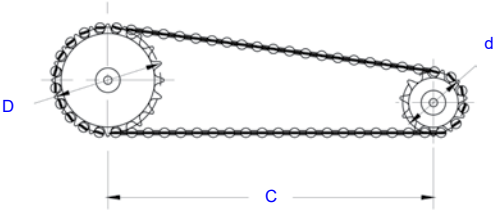

Length Calculation

$$L = 2C + 1.57\,(D + d) + \frac{(D-d)^2}{4C}$$

Where:

- L = Length of belt at pitch line (in inches)
- C = Center distance (in inches)
- D = Pitch diameter (in inches) of large sprocket (for V- or O-ring belts, use the pulley O.D.)
- d = Pitch diameter (in inches) of small sprocket (for V- or O-ring belts, use the pulley O.D.)

Pitch Calculation

$$N = \frac{L}{C.P.}$$

Where:

- N = Number of pitches
- L = Length of belt (calculated above)
- C.P. = Circular pitch

Horsepower Calculation

$$H.P. = \frac{TN}{63024}$$

Where:

- T = Torque (in. lbs.)
- N = RPM

Torque Calculation

$$T = FR$$

Where:

- F = Force (load) on belts (lbs.)
- R = Pitch radius of pulley/sprocket (in.)
- T = Torque (in lbs.)

PLASTIC BELT & CHAIN TENSION

For proper tensioning of Berg’s steel reinforced polyurethane belts, the tensioner should be designed inside the system as shown in Figure B). Design of an external tensioner, shown in Figure A), should be avoided when using steel reinforced belts. This will cause reverse bending of the belt which leads to shortened belt life. If an external tensioner is required, Berg recommends the use of a Kevlar® reinforced belt. For Kevlar® reinforced belts, see above *Alternate Belt Construction* section.

Figure A

Figure B

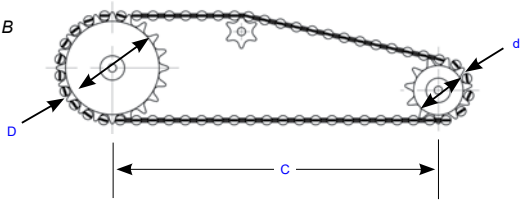

O-Ring Belt Length Calculation

$$LF = \frac{L}{1+(E/200)}$$

Where:

- LF = Free length (before stretch)
- L = Installed length
- E = Elongation (percent)

Belt Tension Calculation

$$X = (1/64)C$$

Where:

- C = Center distance (in inches)
- F = Force (5% of ultimate load for belt)
- X = Deflection should be 1/64" per inch of center distance

BELT & CHAIN TECHNICAL DATA

Due to the variety of applications in which our belts are used, it is impossible to offer life curves that will apply to every situation. We therefore offer this list of how operating parameters might affect the life of our belts. Contact our engineering department for assistance in designing your system to receive optimal belt life.

Torque: Torque will directly effect the life of the belt. The torque at the pulley times .5 the PD of that pulley will give you the belt load. This value should not exceed 20% to 25% of the ultimate load listed in the catalog.

Start-Up Torque: For optimal life, it is important to ensure that your power source is not inducing a start-up torque larger than your operating torque. This is a common problem in belting systems.

Belt Speed: Belt speed should always be below 376 ft/min. Our tests have shown that higher end speeds shorten the life, while lower end speeds increase the life.

Reverse Bending: Steel reinforced belts should not be used in a reverse bending application as this degrades the life significantly. For these applications we manufacture Kevlar® reinforced belts. For information on Kevlar® reinforced belts see *Alternate Belt Construction* section.

Pulley Ratio: A ratio other than 1:1 will cause less than a full 180° wrap around the smaller pulley. This could shorten the life by causing each belt pin to carry too much of the load. It should be ensured that 5 or 6 teeth minimum be in contact with all load carrying pulleys in the system for optimal life.

Belt Tension: Proper tension is essential for optimal life. Too much tension will cause excessive pin abrasion resulting in premature wear of the belt. Too little tension will result in a whipping motion that will cause cable fatigue and mistracking of belt entrance into pulley. Tension should be set by pressing on the belt half way between the pulleys with 5% of the ultimate load. The belt should deflect 1/64" per inch of center distance.

Direction Reversing: Changing the rotational direction of the pulleys will shorten the life of the belt by causing abrasive wear on the pins. It can also cause major damage if the transition is abrupt and the torque effectively doubles through inertia of the system. This effect can be limited by ensuring that the transition in direction is controlled by not permitting such an increase in torque.

Pulley Alignment: Some of our belts are designed to handle pulley misalignment. As a general guideline, our belts that contain a single load carrying member down the center can handle up to 7° of pulley misalignment (this does not apply to our TB line of timing belts). Our ladder style belts-belts containing 2 load carrying members-are not designed to handle any pulley misalignment. Pulley alignments should be held within 1/2° or life can be adversely affected. Excessive misalignment will cause abrasive wear on the belt, resulting in shortened life.

Alternate Construction: The belt's composition also directly affects lifespan. Certain materials are better suited for specific applications due to higher loads or harsh operating conditions.

NOTES